



**County Council of  
Beaufort County  
Finance Committee  
Meeting**

**Chairman**

CHRIS HERVOCHON

**Vice Chairman**

MARK LAWSON

**Committee Members**

GERALD DAWSON  
STU RODMAN  
PAUL SOMMERVILLE

**County Administrator**

ASHLEY M. JACOBS

**Clerk to Council**

SARAH W. BROCK

**Staff Support**

RAYMOND WILLIAMS  
ALICIA HOLLAND

**Administration Building**

Beaufort County Government  
Robert Smalls Complex  
100 Ribaut Road

**Contact**

Post Office Drawer 1228  
Beaufort, South Carolina 29901-1228  
(843) 255-2180  
[www.beaufortcountysc.gov](http://www.beaufortcountysc.gov)

## Finance Committee Agenda

Monday, April 20, 2020 at 2:00 PM

[This meeting is being held virtually in accordance with Beaufort County Resolution 2020-05]

THIS MEETING WILL CLOSED TO THE PUBLIC. CITIZEN COMMENTS AND PUBLIC HEARING COMMENTS WILL BE ACCEPTED IN WRITING VIA EMAIL TO THE CLERK TO COUNCIL AT SBROCK@BCGOV.NET OR PO DRAWER 1228, BEAUFORT SC 29901. CITIZENS MAY ALSO CALL 843-255-2041 TO SIGN UP FOR PUBLIC COMMENT PARTICIPATION BY PHONE AND CAN COMMENT DURING THE MEETING THROUGH FACEBOOK LIVE.

1. CALL TO ORDER
2. PLEDGE OF ALLEGIANCE
3. APPROVAL OF AGENDA
4. APPROVAL OF MINUTES - February 18, 2020

---

**PRESENTATION ITEMS**

5. Collections Update from the Beaufort County Treasurer

---

**DISCUSSION ITEMS**

6. Hungry Hearts ATAX/HTAX Funding Request
7. Discussion of Internal Audit
8. FY 2021 Budget Status Update

---

**ACTION ITEMS**

9. AN ORDINANCE TO AMEND BEAUFORT COUNTY ORDINANCE 2019/32, FY 2019-2020 BEAUFORT COUNTY BUDGET, TO APPROPRIATE \$695,000.00 FROM THE GENERAL FUND TO PROVIDE FUNDS TO SETTLE LITIGATION CAPTIONED 2019-CP-07-01642.

---

**CITIZEN COMMENTS**

10. ADJOURNMENT



---

## BEAUFORT COUNTY COUNCIL

---

### Agenda Item Summary

**Item Title:**

Approval of Minutes

**Council Committee:**

Finance

**Meeting Date:**

April 20, 2020

**Committee Presenter (Name and Title):**

**Issues for Consideration:**

Approval of the February 18, 2020 minutes

**Points to Consider:**

**Funding & Liability Factors:**

None.

**Council Options:**

Approve, Modify or Reject

**Recommendation:**

Approve



**County Council of  
Beaufort County  
Finance Committee  
Meeting**

**Chairman**  
JOSEPH PASSIMENT

**Vice Chairman**  
CHRIS HERVOCHON

**Committee Members**  
GERALD DAWSON  
MARK LAWSON  
PAUL SOMMERVILLE

**County Administrator**  
ASHLEY M. JACOBS

**Clerk to Council**  
SARAH W. BROCK

**Staff Support**  
CHRIS INGLESE  
ALICIA HOLLAND

**Administration Building**  
Beaufort County Government  
Robert Smalls Complex  
100 Ribaut Road

**Contact**  
Post Office Drawer 1228  
Beaufort, South Carolina 29901-1228  
(843) 255-2180  
[www.beaufortcountysc.gov](http://www.beaufortcountysc.gov)

## Finance Committee Minutes

Tuesday, February 18, 2020 at 3:00 PM

(or at the conclusion of the Public Facilities Meeting)

Council Chambers, Administration Building  
100 Ribaut Road, Beaufort

### ATTENDANCE:

Present: Chairman Joseph F. Passiment, Vice Chairman Chris Hervochoon, Council Member Gerald Dawson, Council Member Mark Lawson, and Council Member Paul Sommerville

Absent:

Ex-officio: Council Member Stu Rodman, Council Member York Glover, Council Member Michael Covert, Council Member (Non-committee members of Council serve as *ex-officio* members and are entitled to vote.)

Media: Joe Croley, Lowcountry Inside Track

### CALL TO ORDER

#### 1. Call to Order

Chairman Passiment called the meeting to order at 5:00 p.m.

#### 2. Pledge of Allegiance

#### 3. FOIA

Chairman Passiment noted that Public notification of this meeting has been published, posted, and distributed in compliance with the South Carolina Freedom of Information Act.

### APPROVAL OF AGENDA

#### 4. Approval of the Agenda

**Motion to Amend:** It was moved by Vice Chairman Chris Hervochoon, seconded by Council Member Stu Rodman to amend the agenda; under action items, item number fourteen (14) shall read: recommendation to the full council for a resolution that the proceeds of the Myrtle Park sale be deposited in the Beaufort County Economic Development, site development job retention fund. Adjournment is moved to number fifteen (15). The Vote - Voting Yea: Council Member Rodman, Council Member Sommerville, Vice Chairman Hervochoon, Council Member Howard, Council Member Glover, Chairman Passiment, Council Member Covert, Council Member Dawson, and Council Member Lawson. The motion passed.

**Main Motion:** It was moved by Council Member Rodman, seconded by Vice Chairman Hervochoon to approve the agenda as amended. Voting Yea: Council Member Rodman, Council Member Sommerville, Vice Chairman Hervochoon,

Council Member Howard, Council Member Glover, Chairman Passiment, Council Member Covert, Council Member Dawson, and Council Member Lawson. The motion passed.

## **APPROVAL OF MINUTES**

### **5. Approval of Minutes**

**Motion:** It was moved by Vice Chairman Hervocho, seconded by Council Member Dawson to approve minutes from November 4, 2019 and December 2, 2019. The Vote - Voting Yea: Council Member Rodman, Council Member Sommerville, Vice Chairman Hervocho, Council Member Howard, Council Member Glover, Chairman Passiment, Council Member Covert, Council Member Dawson, and Council Member Lawson. The motion passed.

## **CITIZEN COMMENTS**

### **6. Citizen Comments**

Chairman Passiment opened the floor for citizen comment. No one came forward.

## **BOARDS AND COMMISSIONS**

### **7. Consideration of the reappointments of Wayne Corley, Bruce Doneff, Kenneth Joy, and Stephen Koch to the Board of Assessment Appeals**

**Motion:** It was moved by It was moved by Vice-Chairman Hervocho, seconded by Council Member Lawson to reappoint Wayne Corely, Bruce Doneff, Kenneth Joy, and Stephen Koch to the Board of Assessment Appeals. The Vote - Voting Yea: Council Member Rodman, Council Member Sommerville, Vice Chairman Hervocho, Council Member Howard, Council Member Glover, Chairman Passiment, Council Member Covert, Council Member Dawson, and Council Member Lawson. The motion passed.

## **PRESENTATION ITEMS**

### **8. Reconstruction Era Funding Request and Discussion of Potential Lease \$7,000,000.00 is being requested.**

**Discussion:** Council Member Howard: I have several questions about this list. I would like to see more details and would like to see specifics on where the money will be used. The Town of Port Royal already started construction, so is the money still needed? I question that and that is the only one I am familiar with. I personally need more details.

Vice Chairman Hervocho: I echo everything Councilwoman Howard said. In the A-Tax/H-Tax list there is an award for the Capers Creek access purchase. Is that part of the \$700,000 or is that an additional \$700,000?

Chairman Passiment: Going forward I see that Mayor Keyserling needs to provide a more detailed list and will pass that along to him through administration.

Vice Chairman Hervocho: Proposed source of funds for the \$700,000.00.

Mayor Keyserling: There are two purposes for the money. First is to help the National Park Service move forward with a huge investment with the community by the attraction of a National Park. Second is to take specific sites that are privately owned, at least under an easement agreement, once improved under parks service.

Council Member Howard: Naval Heritage Park, I don't understand why money is still needed if construction has already started by the Town of Port Royal?

Mayor Kyserling: Town of Port Royal has started construction because they couldn't wait. We still have to raise the money for it. It was moved and the frame needed to be restructured.

Council Member Lawson: It that \$700,000.00 amount needed at one time or is it spread throughout a period of time.

Mayor Keyserling: On the four projects, I think we need to come back to Council with real budgets, but it is at one time.

Chairman Passiment: They \$700,000.00 is going to be for capital improvements?

Mayor Keyserling: Yes, sir.



Chairman Passiment: We can't commit to funds just yet because we don't know where they are going to come from yet. Item #13 we have already spent A-Tax/H-tax funds and if we have any available for the remainder of the year. The best we can do is to acknowledge what you would like for us to do and we have an idea now that it is for capital projects.

## **DISCUSSION ITEMS**

### **09. CAFR Update given by Assistant County Administrator, Alicia Holland**

**Discussion:** Alicia Holland: We expect the CAFR to be published by the end of this month. We also hope to have it published online in weeks' time after that.

Vice Chairman Hervochon: Will we get a hard copy of that?

Alicia Holland: Yes, and I am planning to have the external auditor do a presentation in March.

### **10. FY2021 Budget Update given by Ashley M. Jacobs, Beaufort County Administrator**

**Discussion:** Ashley Jacobs: The budget process for FY21 is moving along as planned but I wanted to give you some updates on where we are with some things. We held a budget kick off meeting with our department head on January 16<sup>th</sup>. Staff created a budget request manual with instructions on how to enter that information so we could have that budget book we have been talking about. The Departments have been in the process of entering that information and it is due by Friday the 21<sup>st</sup>. Once we have that we will start compiling the budget book. We will probably have a budget book for you in mid-March with line item budgets for all the departments. Through March and April, we will be meeting with these Department heads about their budget request and if they have anything unusual or additional than what was requested last year. If they do, we will meet and discuss that and bring it forward to the committee to see if that is something that we need to fund. Right now we are looking at preliminary revenue information that will become more complete and it will continue to become more complete as we continue the process and if the state will fund the local government fund, those types of things. I would like to talk more about the next budget retreat. Right now I have that on the calendar for March 19<sup>th</sup> and I would like to do a full day again. In the morning I would like to give you the budget book and we can go over the line items and we can discuss what our revenue items look like now and how out of balance are. Understand that, through the budget request what the departments are doing, is they are submitting operating request, new personnel, and capital improvements. In the afternoon we will talk about the CIP and the capital improvements we need to fund. Chris described a little bit of this process for you and remember from our retreat, there are three distinct groups of capital projects we have going on. You have the projects that are in progress, that are already funded and what we are doing is putting those in a schedule so you will know when they will be completed and how they are funded. Then you have the requests that are being submitted with the budget process for this year. These are things that are not funded, haven't been built or not in progress that we need to consider and that will be taking into consideration what is planned for this building, some other buildings that we are considering at the moment. CC Haige the improvements there for Dufauski Ferry Landing. Once we have the capital facilities master plan, once that is done in 6-12 months, then we will incorporate that information into the CIP. Remember your CIP document is fluid, it is a document that can change, what we will want to do is at least start mapping out the next 5 years for facilities and have some idea about what we need to build and how we might fund it.

Chairman Passiment: We know there are some outside entities that may be presenting their wants and needs are you going to give them the exact methodology for presentation.

Ashley Jacobs: Yes

Council Member Hervochon: Is there a cut off limit for outside entities get that data to us?

Ashley Jacobs: We are in communication with them but it will be the end of May.

Council Member Rodman: Just a comment, we have basically cancelled the committee meetings for the budget process to take place. Mondays are available because we work are schedule around Mondays.

Ashley Jacobs: If there isn't a committee meeting on Monday we could do a Monday.

Chairman Passiment: So the budget workshop on that Monday instead of Thursday?

Council Member Rodman: Do what is convenient for everybody that was just an option.

## **11. Update on Beaufort County's Financial Obligations with regards to Pepperhall. Eric Greenway, Director of Planning and Zoning**

**Discussion:** On February 1, 2020 the County Council entered into a Development Agreement for the development of the Pepperhall property owned by Robert Graves. The Development Agreement carries certain financial obligations from Beaufort County which are as follows:

1. Pave and Improve Graves Road from Hwy. 278 to the northern property boundary. (Delivery within 24 months of development construction commencement unless agreement to advance reimbursement is reached)
2. Construct the "Primary Okatie Park Access Road" from Graves Road to the park boundary. (Delivery within 24 months of development construction commencement unless agreement to advance reimbursement is reached)
  - a. The budget needs for items 1 and 2 are \$1,109,022.00 for FY20/21 and if everything goes to plan \$1,109,022.00 for FY21/22- \$2,218.044 total. Funding source can be CTC and/or County TAG funds.
3. Construct Okatie River Park. (Delivery with 24 months of 150 residential dwelling units being permitted)
  - a. Total of \$1,406,600.00 Funding source will be Passive Parks funding which may require the re-prioritizing of other parks projects.
4. 50/50 Cost share on off-site and on-site Stormwater improvements
  - a. 50% of these cost will be \$400,000.00 with the funding source being the Stormwater Utility

\*All numbers are preliminary and approximate.

Planning and project cost estimating is currently underway for certain aspects of the project with construction likely beginning toward the end of this or the beginning of the next fiscal budget cycle. It is time for the County Council to consider these obligations for funding in the upcoming budget. The Neighborhood Improvement District will permit the recapture of some or all of the expenditures for the roads and the park.

Highlights from Power Point regarding County Responsibility:

- Okatie River Park Improvements, On-Site: County will pay the cost of designing and constructing the Okatie River Park Improvements, On-Site. This will include reimbursing Owner for all of the costs of design for the Okatie River Park done by Owner or his professional design team, as well as any additional costs incurred by Owner for construction of the Okatie River Park Improvements for roadways, paths, docks, piers, sheds, buildings, restroom facilities, parking, interpretive exhibits and signage, electricity, water sewer and other desired utilities and services.
- Residential Improvement District: Recover the costs for design and construction of improvements in the Okatie River Park by establishing a Residential Improvement District pursuant to S.C. Code of Laws Section 6-35010 et. Seq.
- Okatie River Park Improvements, Off-Site- Roads and Traffic Improvements: The Owner and the Community Development Director may agree to shift the site location and route of the Primary Park Access Road, as final plans for the Development of the Property evolve. The County will pay for the design, permitting, and constructions costs of Graves Road (as outlined in Section VI.B. Hereof) and the construction costs of the Primary Park Access Road from Graves Road to the central village of the Property, which will be near the Okatie River Park.
  - o Owner will provide non-exclusive use of his lands within the Property.
- Graves Road: The County will pay for the necessary condemnations of rights of way, and the design, construction and maintenance, of Graves Road from its intersection with U.S. Highway 278, northerly to the intersection with the northerly entrance to the Property.
  - o Northerly extension of Graves Road improvements desired by the Owner, or others, will be paid for by the owner, or others
- The parties agree that 50% of the costs of design, permitting, construction, operation and maintenance of the stormwater management system for the Off-Site Flows, the developed Property and the developed Okatie River Park will be paid for by the County
  - o The balance 50% will be paid for by the owner

- County will reimburse Owner for costs associated with the County's 50% share provided herein upon receipt of supporting invoices, and as long as County has approved Owner's design engineer and contractor and construction contract for such storm water infrastructure.
  - o Owner will provide the non-exclusive use of the appropriate lands within the Property for those purposes, and the County will provide, as part of the overall considerations exchanged and/or shared by the Parties in this agreement, the use of the appropriate lands within the Okatie River Park for those purposes.
- County herewith agrees to allocate and expend a portion of the funds from the "Storm Water Utility Fees" generated from the Development of the Property and other locations within the County to partially fund, as a "shared cost" with Owner, the constructions, installation and maintenance of storm water systems and features that are designed and incorporate "green infrastructure technologies" and elements on, under or upon the Property. County further agrees Stormwater Utility Fees for ongoing water quality monitoring in the Okatie River Headwaters during and after development activities are completed upon the Property and the Okatie River Park as budgeted by Stormwater Manager.
- Delivery Dates for Public Facilities: Agreement provides for public facilities for a passive park, roads, and stormwater to be provided by the County. As to the Okatie River Park, the County's passive park, delivered within 24 months after 150 residential dwelling units have been permitted for the property. Roads provided by the County under this agreement. County shall deliver the roads within 24 months after construction begins on the first phase of Development of the Property. However, the Owner, or subsequent developer, may accelerate the delivery of such roads by mutual agreement with the Community Development Director by providing for the construction of such road as soon as practical. Community Development Director is hereby authorized to enter into an agreement with the Owners for an accelerated delivery of roads, subject to the Owner's demonstrated compliance with County procurement procedures, and subject to the County's budget process, for the County's timely reimbursement of expenditures by Developer or Owner in performing the delivery of such roads.

No Committee or Council action is necessary at this time. This is an update based on preliminary time lines and cost estimates.

Council Member Howard: The \$400K I'm interested on how that is going to be prioritized when Stormwater has other projects.

Eric Greenway: Once the Stormwater project start on the Property and around the Property we are going to need to complete everything.

Council Member Howard: We do not get reimbursed for those costs?

Eric Greenway: No you do not, unless you want to include that 50% in the residential improvement district.

Council Member Howard: It only seems fair, because other people in the county are paying their monthly fee and their projects for their neighborhood are getting pushed to the bottom and the \$400K spent here. You are taking from the Stormwater Utility Enterprise hub.

Eric Greenway: I don't think anything is going to happen with this property until there is an approximate number for an assessment because no one wants to purchase the property with an unknown tax liability.

Council Member Covert: I believe when we were in the sub-committee for this we were insisting on was that all improvements we put any money up for would go back to the NID at part of re-compensation.

Council Member Lawson: Pepper hall was approved in 12/18. With all the line items we agree too, and then you sat down and wrote this agreement that you have agreed to as of 2020. Can you explain that to me?

Eric Greenway: We are working through the agreements right now; we haven't entered into any additional agreement. What the property owner has requested is that we enter into an agreement with them soon so that can take that to lending institutions and say the County is obligated under the development agreement and this is when they can expect

to fulfill the obligations. This may not happen for several months because we still have to go through the budget process.

Council Member Rodman: I believe that were also willing to finance the work over a period of time if we viewed it as a cash flow problem. That may be useful as we work through our capital requirements. You may could even go as far as to have their long term financing do it and we could pay for it over a long period of time. Were they will to self-finance as long as they knew they would could reimbursed and they could proceed with their own financing.

Eric Greenway: I know Mr. Graves and his legal counsel are prepared to spend money to put in some of the infrastructure improvements as long as they are guaranteed to abide by this agreement. I don't know why they need that additional agreement because we have the developmental agreement and that is a contract. These are things we will have to work through on our side with our legal team and their side with their legal team.

Council Member Sommerville: When this developmental agreement was debated it hotly debated and it was not unanimous. At least 3 or 4 people did not get to vote. At the time I strongly suggested that we moved this matter into the following year 2019 because they were going to have to live with that and should have a chance to vote on it and I lost that vote. The two most controversial things at that time was the 50% on the storm water. Depending on whose version you like, maybe 3% of it is our part and the 97% was for a private development. On the road last Council agreed to spending \$1Million on a road we don't own, no one knows who owns it, it is a private road. This was hotly debated and now you are saying that they are asking for another agreement of some kind supplemental to this?

Eric Greenway: Maybe agreement isn't the appropriate word. They are asking for us to give them something in writing to say when they can expect us to fulfill the obligation. I have told them they have that in the agreement but that might not be sufficient for a lending institution.

Chairman Passiment: In 24 months after 150 have been permitted. It doesn't mean they have been built only permitted to build them.

Eric Greenway: That is correct. That is why I am saying that their position may be if the get permits to build an apartment complex they may hit that quicker than if they are building single family dwellings.

## **12. Discussion of Priority Audit Issues**

Chairman Passiment: This revolves around one of our citizens that has constantly come before County Council regarding A-Tax and FOIA. One of the things we wanted to take a look at in this committee, is what is our obligation.

I have asked Administration to pull some of the records from South Carolina Code of Ordinance and our County Ordinances regarding A-Tax. I am going to read you one that may put some of this into perspective. It says: In accordance with State Law the DMO's shall submit for approval a budget of planned expenditures the proposed budgets from the two DMO's shall be presented at the April finance committee meeting. At the end of each fiscal year an organization receiving funds shall render an accounting of expenditure to the county. The final reports from the two DMO's shall be presented at the August committee meeting. Therefore, some of the things that are being asked we are allowed to receive and we should receive it because that is what the ordinance says. We are going to take a look at the 2% and 3% A-tax and see if there are any additional changes that can be recommended by the finance committee to full council to change the ordinance before us.

Council Member Rodman: It has always seemed to me that the admissions and the hospitality ordinances parallel quite a bit.

Chairman Passiment: We are going to look at all of them and see if we have to make changes.

Vice Chairman Hervochon: Based on those ordinances it sounds to me that we haven't been receiving this information or we haven't in the past.

Chairman Passiment: Correct, we may not have asked for it correctly or asked for it at all in the past. It clearly says we have the right to audit their books.

Vice Chairman Hervochon: How far back in history are we going to go, or if we are at all?

Chairman Passiment: I don't know if we are going to be able to go back in history but based on this, in April we are going to get all the information we need in April because that is what the ordinance says.

Council Member Rodman: It sounds like the question the county standpoint will boil down to is are we entitled to information beyond what a normal external audit for the DMO's.

Chairman Passiment: My opinion we do it one step at a time. It states clearly they are going to report their revenue and expenditures in April once they have gone through their fiscal year. They are going to give us a report, if that report is not sufficient for us to understand what you planned to do and what you actually did, we may call for an audit.

Vice Chairman Hervochon: Sounds reasonable to me but I think you would also need a legal opinion though.

Council Member Rodman: It may turn out that there are some things that you want that may not occur in a normal audit that you might want to have actually have a condition posed on them with their regular audit that may answer those points

Council Member Lawson: I may be jumping ahead of myself but anything we ask for it become FOIA able and public knowledge is that correct?

Chairman Passiment: It sure would

Vice Chairman Hervochon: How old is that Ordinance?

Chairman Passiment: It says 1982. Update in 2009 and again in 2015. Once again we might not have been following our own Ordinance but now we will.

### **ACTION ITEMS**

#### **13. Approval of Local A-Tax and H-Tax Grant Award Recommendations totaling \$4,000,000**

Chairman Passiment: We have the recommendations based on the applications we received the analysis that was done and the award amounts being recommended.

Each year, Beaufort County awards grant fund from available Accommodations Tax and Hospitality Tax collections. For the 2019-2020 award cycle, the County instituted an online application process; from October 1 through December 31, 2019, applications were accepted from local entities. During that timeframe, twenty applications were received, including three from Beaufort County Departments. The total award requests totaled \$2,850,883.00. County Staff reviewed and scored the applications; the results are on the attached spreadsheet along with award recommendations. A carryover reserve for County purposes is also included on the spreadsheet. Available funds as of June 30, 2019 for making awards are as follows: 20010011- Local Accommodations Tax: \$1,800,000 and 20020011- Local Hospitality Tax: \$2,200,00 Total Funds: \$4,000,000.00.

Chairman Passiment: Were these all the applications received?

Shannon Milroy: Yes

Council Member Howard: I see Beaufort County Engineering Department, Spanish Moss Trail Planning notes here are, staffed was informed by D. Moss that there was a potential alternative.

Shannon Milroy: We had little correspondence and it was indicated that there was a potential alternative and they may recede their application.

Vice Chairman Hervochon: Does this \$1.8 Million equal the totality of the A tax funds?

Shannon Milroy: That is the total we are saying is for recommendations. It is actually \$4 Million between A-Tax and H-Tax available for distribution. \$1.8M is what we are recommending to award.

Chairman Passiment: For A-tax?

Shannon Milroy: For both.

Council Member Howard: Is there another opportunity for applications?

Shannon Milroy: No, it is closed. It will re-open again in October.

Council Member Howard: There will be no more opportunities this year?

Shannon Milroy: Correct.

Council Member Sommerville: We have three pots of tax, 3% A- Tax, 2% A-tax, and Hospitality. This contemplates the 3% plus the Hospitality?

Shannon Milroy: Yes

Council Member Sommerville: The only thing you don't deal with is the 2%?

Shannon Milroy: Correct

Chairman Passiment: 2% was awarded in October by a separate A-Tax board, separate and apart.

Council Member Covert: There is \$4Million dollars and you are recommending \$1.8, where does the rest go?

Alicia Holland: It stays within the local A-Tax and H-Tax fund.

Council Member Covert: Does that just add value?

Alicia Holland: At the end of every fiscal year you have your revenues and expenses and your net difference between them, that just adds to the funds balance. So the \$4 Million is what is valuable as of June 30, 2019, we have that in our hands. When the application process opens back up then we will look at what we have as of June 30, 2020.

Council Member Covert: When the fiscal year ends, does that balance roll over into a general fund?

Alicia Holland: It stays in those funds.

Chris Inglese: The policy you adopted last year contemplates rolling over any sort of saving and having some sort of reserve for big projects because that is what historically A-Tax funds were for, so they will roll over automatically in this instance.

Vice Chairman Hervochon: Can you remind me what the revenue is on average per year.

Alicia Holland: 3% accommodation tax it has been roughly \$1.2 Million and for the Hospitality tax it has been \$2.3 Million

Council Member Glover: You have a couple of big ticket items I am not that familiar with. You have the Coastal Discovery Museum can you give me some more information on that?

Shannon Milroy: They are planning on building a new \$20-Million-dollar facility and this contemplates the funding for design and planning for this facility. They have support from the town of Hilton Head and you probably seen the referendum that has been delayed until November 2021. They expect to receive at least \$5 Million from the Town of Hilton Head for that facility and they have different funding sources identified and this funding will be just for the preliminary phase for the design of that building. for that facility.

Council Member Glover: Can I get that information from you, what you just said. I'm not familiar with the Museum.

Shannon Milroy: Sure

Council Member Glover: I'm not familiar with the Port Royal Sound Foundation can I get some information on that?

Shannon Milroy: Would you like a copy of the application?

Council Member Glover: Yes

Council Member Glover: You scored these applications?

Shannon Milroy: Yes, there were three of us.

Council Member Glover: Of our Staff?

Shannon Milroy: Yes

Council Member Glover: The Black Chamber of Commerce scored 50% why is that?

Shannon Milroy: We felt most of their budget was not applicable to the criteria of A-Tax and H-Tax funding which is why they received a partial award.

Council Member Glover: Can I get a copy of that application as well?

Shannon Milroy: Yes

Ashley Jacobs: If Council would like to see all of the applications we can get those to you so you can have that level of detail.

Alicia Holland: We can provide those to you electronically so all members can have access to them and review all applications.

Council Member Covert: Has there been any audit to make sure monies were spent properly?

Chairman Passiment: We didn't have policy and producers in place to do that. We now do. Now the only thing I would ask is that we know that the \$1,798,480 is A-Tax and H-Tax. I would suggest another column that delineates that this application was A-Tax this application was H-Tax so we have a full break down of where the funds are distributed. This then will be the recommendation to go to full council for approval at a future meeting. Before it goes to full council those questions/requests should be answered. All applications have been delivered. This won't be a consent agenda item but a discussion at a future council meeting.

Ashley Jacobs: Would you like to bring it back to finance with all the detailed information.

Council Member Covert: I don't think that will happen again until April.

Chairman Passiment: We can take action at any one of our sessions in the month of March because we have set it up as a workshop besides the budget. If we felt that we were ready to vote on this, we certainly can. I just want us to be comfortable. This is a whole new process and procedure that we are going through, to spring all this on everyone today and ask them to vote on this when we've had questions. I want everyone in the room to be comfortable.

Council Member Covert: As long as you think it's appropriate at a workshop I am ok with it.

Chairman Passiment: I don't mind moving forward with it as long as you get a chance to take a look at the application so if there are any other questions.

Council Member Rodman: I think these will require an ordinance so there will be three readings and a public hearing. I think in the interest of time I would think it would be best to move forward. I think Mayor Billy brought something we should consider and my sense was that the A-Tax would be the place to do that so we should consider that in parallel as we are going through this.

Chairman Passiment: Must we go through three readings of an ordinance?

Chris Inglese: Yes

Chairman Passiment: Ok then we should put it on the next available council agenda for first reading and begin the process of the three readings.

Council Member Glover: If Mayor Billy requests to go through the process, there should have been an application and so forth but the application process is closed.

Chairman Passiment: The application process is closed so the application won't happen until October by our own rules and regulations.

Council Member Howard: Can you briefly describe how you let the organizations know how to apply?

Shannon Milroy: We had a press release that was done by our communications department and everything was available online.

Vice Chairman Hervochoch: What is the turnaround time for us to be able to see the applications?

Alicia Holland: I think within a week we would be able to get those to you electronically.

Vice Chairman Hervochoch: We should have plenty of time to review those application before first reading.

Council Member Glover: Maybe that you have here means that maybe you will consider it, so is this something that needs to go through Public Facilities to clarify an issues with the Duafuski Marsh Tacky application.

Shannon Milroy: Going back to your recommendations we just had questions about conservation easements and if it was ok to build on that property or not.

Council Member Glover: So should that go through the public facilities to address that issue or not.

Ashley Jacobs: Instead of going through public facilities how about it how about you let us know what questions you have as you go through the applications and we can bring that information forward.

Council Member Rodman: They Haige Point Landing, 196 is that the under the bridge connection?

Shannon Milroy: Yes

Council Member Rodman: I was always under the impression that fits under the corridor project and that would free up a couple of hundred thousand dollars. I would be interested to see what staff would have to say if that is a ligament use of that money rather than A-Tax

**Motion: It was moved by Vice-Chair Hervochoch, seconded by Council Member Howard to approve Local A-Tax and H-Tax Grant Award Recommendations and forward the matter to council. The Vote – Voting Yea: Council Member Rodman, Council Member Sommerville, Vice Chairman Hervochoch, Council Member Howard, Council Member Glover, Chairman Passiment, Council Member Covert, Council Member Dawson, and Council Member Lawson. The Motion Passed.**

**14. Recommendation to the full council for a resolution that the proceeds of the Myrtle Park sale be deposited in the Beaufort County Economic Development, site development job retention fund. John O’Toole, Executive Director, Beaufort County Economic Development Corporation.**

The Contribution of \$600,000 from the sale of 7.7 acres, R600-031-000-1624-000, Myrtle Business Park to CSD Myrtle Park, LLC into the Beaufort County Economic Development Corporation’s site development/job retention fund. The \$600,000 from the sale will be put in escrow and will be used to move forward the development of a 64,000 square foot spec building within the Beaufort Commerce Park.

John O’Toole: We worked through the sale of Myrtle Park, that has been sitting there for a while. We had the possibility of those funds expiring, the UTCC’s expiring and we got an extension and that deal is moving forward. I’m not asking you to do anything with funds that haven’t been realized. I am just asking for your permission to anticipate that these funds would go to the site and job fund that was created for economic development. When Myrtle Park was bought there were utc funds used and county economic development funds from the sale of a parcel to create the funds to buy myrtle park. The reason I would like the funds to be used by the economic development corporation the funds will be held by the county is that previous economic development organizations in this County pursued the park itself and left several financial organizations holding the bag, not getting paid after the organizations ceased to exist. So personally it is my approach to business that if I make a promise to someone that I put the mechanisms in place to live up to those obligations. It is in the County, the City, and the residents interest that with the momentum we have right now for economic development that we be the type of organization that lives up to its commitments and as you recall when we went through this process of getting a spec building built with Sammot and that deal has fallen off, we have a new company stepping forward, Magnus, we were looking at guaranteeing that we make certain payments to them and it came through Council here at the County and external Council that we would have to add this language on



appropriations cost, which didn't give them the satisfaction. My intent would be to escrow the funds that would allow us to live up to our obligation. The proceeds from this sale would allow us to do that and move forward with the spec building while keeping the tax payers of Beaufort County minimally exposed to any ongoing obligation with our confidence that the same momentum we have had in the last 18 months that filled over 545,000 square feet of space is going to allow us to fill this building in Commerce Park. If you add the success we had with the prospect of a Georgia boat builder putting a 50,000 square foot building in that park, for a lot of people who have looked at that park as a monument to failure will now see it is something that is realizing some fruit, some jobs, some tax base for both the City and County.

Council Member Rodman: Any use of these funds would come back through us for approval?

Jon O'Toole: Correct

Council Member Rodman: You are not proposing to go back and pay something that happened 5-10 years ago are you?

John O'Toole: No, those banks have been very nice to us and forgiving but Sammot contacted one of those banks we had to work them through the fact that we were going to live up to our obligation.

Kirk Taylor: May I suggest procedurally, we want to give Mr. O'Toole the ability to give the comfort that he is seeking but that it would be appropriate to advance this out of committee to Council after the closing and the funds are actually realized.


Council Member Glover: I'm glad to see what Mr. O'Toole is doing, keep St. Helena in your mind when doing other things.

**Motion:** Council Member Dawson, seconded by Council Member Rodman to move to full council that the proceeds of the Myrtle Park sale be deposited in the Beaufort County Economic Development, site development job retention fund upon the closing of the property. The Vote – Voting Yea: Council Member Rodman, Council Member Sommerville, Vice Chairman Hervocho, Council Member Howard, Council Member Glover, Chairman Passiment, Council Member Covert, Council Member Dawson, and Council Member Lawson. The Motion Passed.

#### **ADJOURNMENT**

**Motion:** It was moved by Vice Chairman Hervocho, seconded by Council Member Rodman to adjourn. The Vote - Voting Yea: Council Member Rodman, Council Member Sommerville, Vice Chairman Hervocho, Council Member Howard, Council Member Glover, Chairman Passiment, Council Member Covert, Council Member Dawson, and Council Member Lawson. The motion passed.

The meeting adjourned at 4:41pm

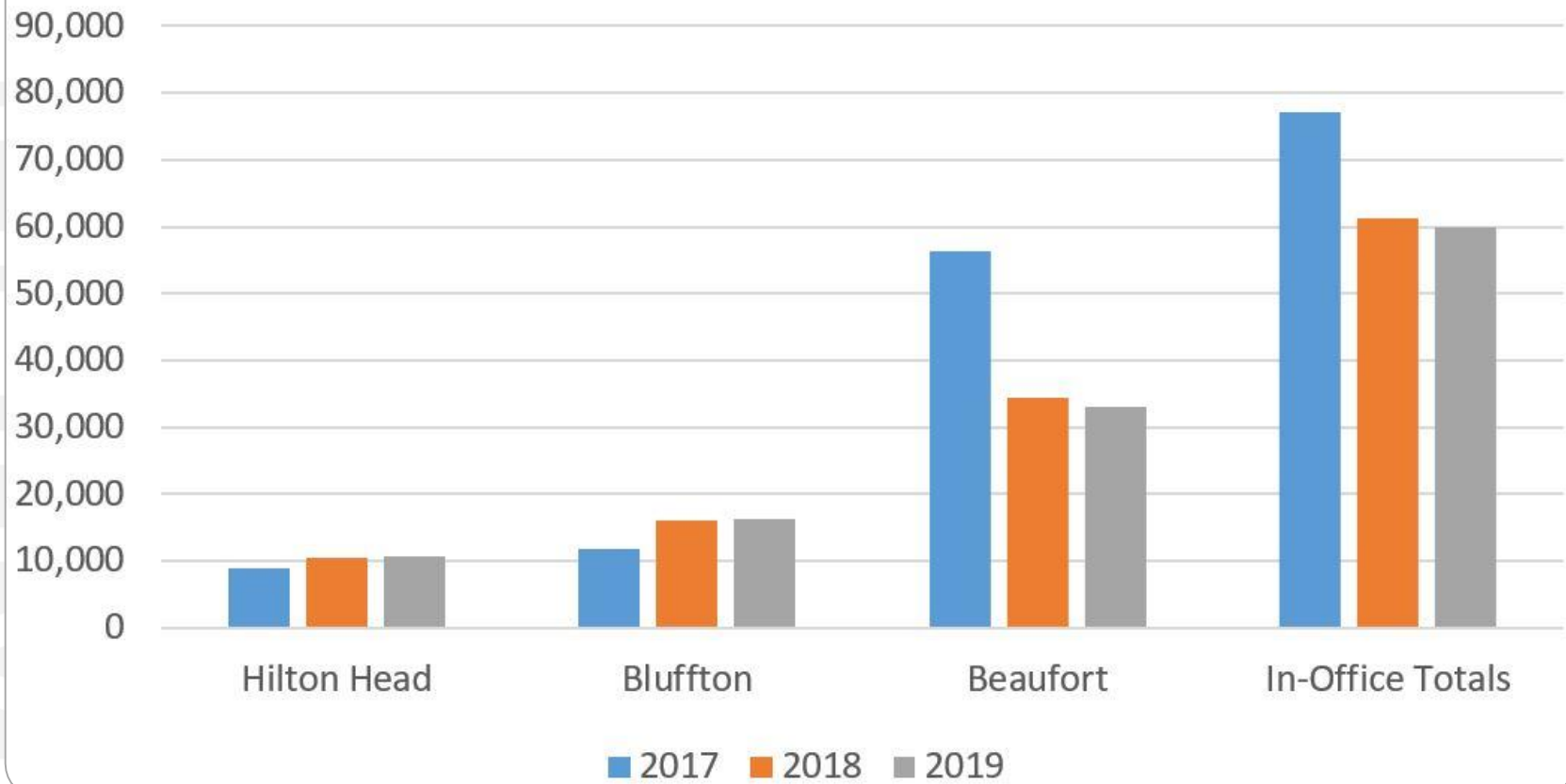


*Beaufort County*  
**TREASURER**

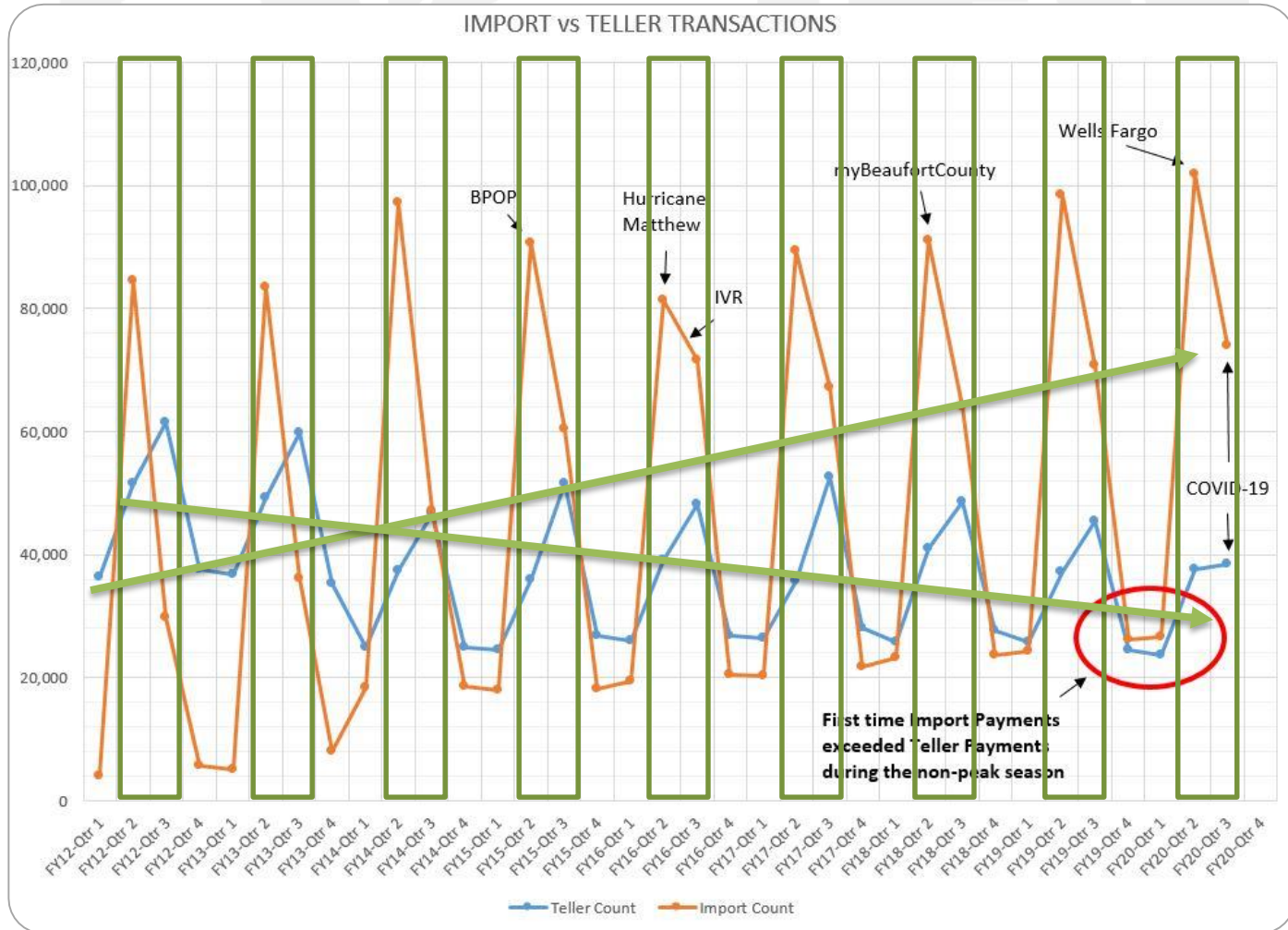
**Maria Walls, CPA**

# Payment Volume

## Tax Season Total Payments



# Payment Volume

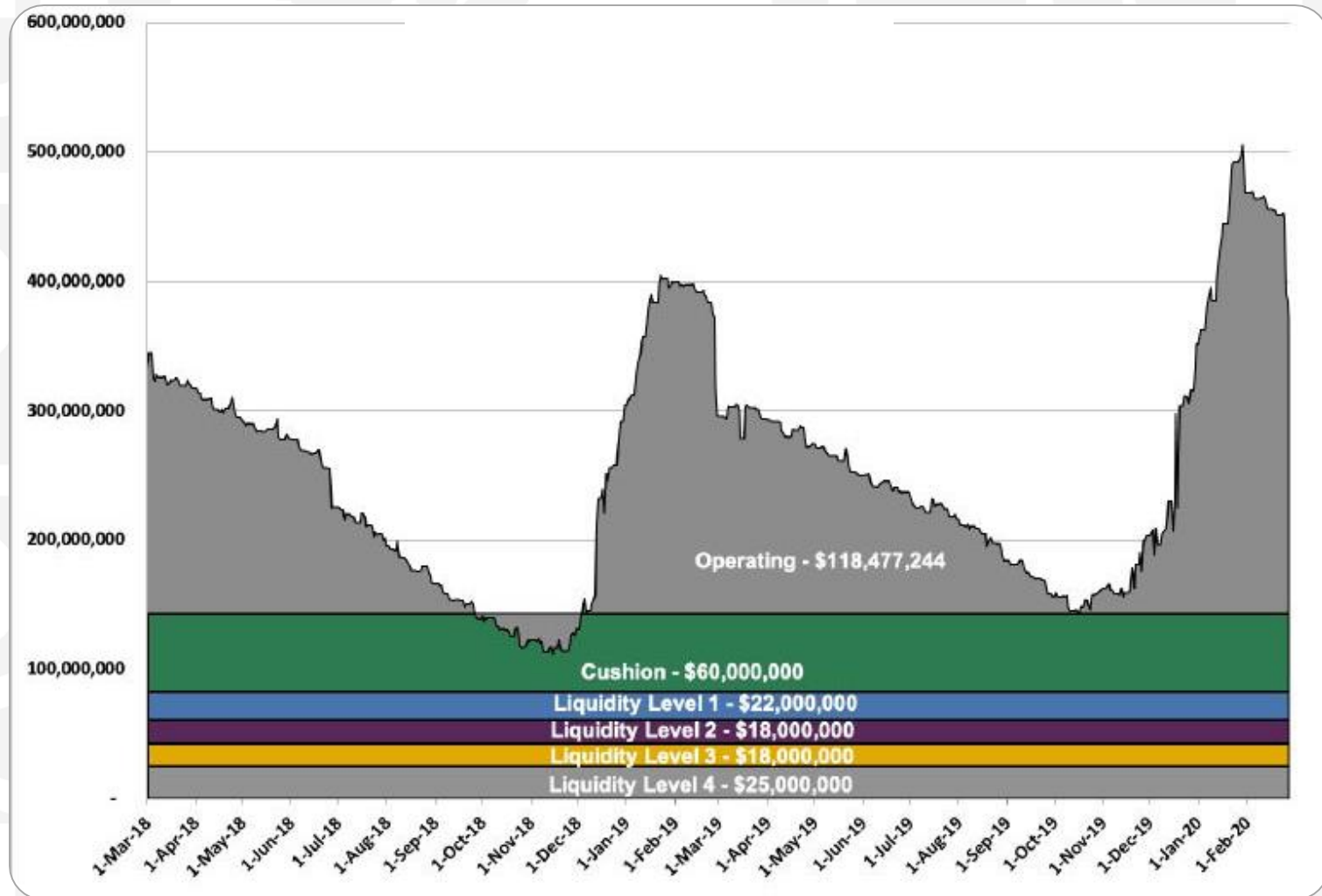


# Collections Update

	County Operations	County Debt	School Operations	School Debt	Total
Billed	\$ 110,227,811	\$ 11,191,077	\$ 152,537,494	\$ 64,481,671	\$458,697,572
Collected	\$ 105,594,053	\$ 10,719,071	\$ 144,082,063	\$ 61,765,307	\$ 434,214,606
\$ Outstanding	\$ 4,633,758	\$ 472,006	\$ 8,455,431	\$ 2,716,364	\$ 24,482,986
% Collected	95.80%	95.78%	94.46%	95.79%	94.66%

\*As of March 31, 2020

# Cash Flow Activity

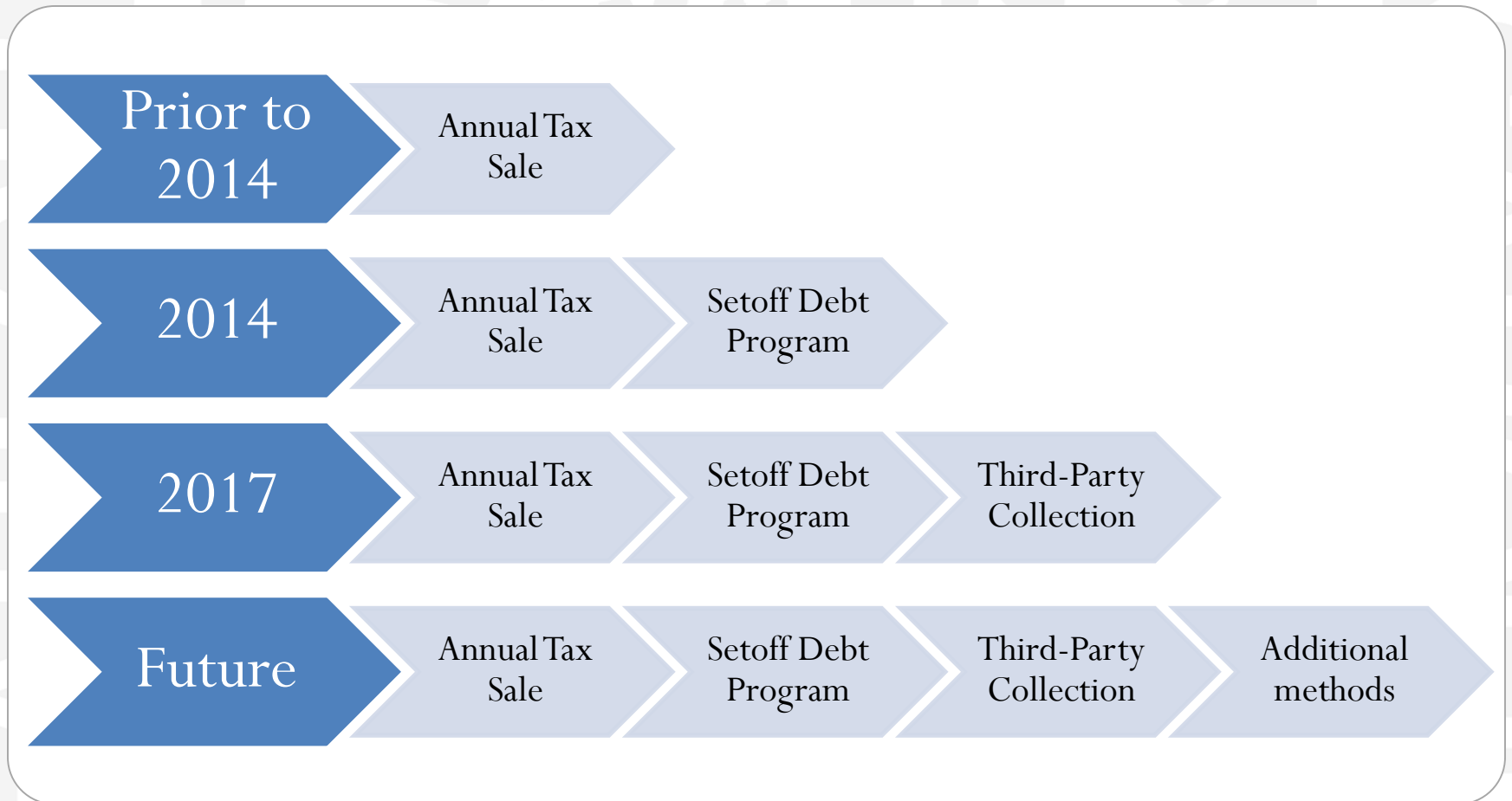


# Investment Update

Fiscal Year	Investment Returns
2016	\$ 425,673
2017	\$ 756,326
2018	\$ 2,976,382
2019	\$ 4,700,399
2020**	\$ 4,298,874

\*\*as of March 31, 2020. Anticipated earnings approx. \$5.7 million

# Delinquent Collection Methods





# Delinquent Collections

	Taxes Outstanding	Collected/ Resolved Prior to Submission	Collected through the Program	Total Collected/ Resolved
Delinquent Tax Sale	\$ 5,456,694	\$ 4,787,129	\$ 699,565	98%
Debt Setoff*	\$ 15,279,639	\$ 6,996,431	\$ 1,741,851	57%
Third-Party Collections*	\$ 23,974,470	\$ 10,040,640	\$ 832,288	50%


\*Reflecting pursuit of 10 years of accumulated taxes.

# Delinquent Collections

Tax Year	Collection Rates at Fiscal Year End	Collection Rates at Tax Year End	Current Collection Rates	Additional \$ Collected
2014	94.64%	98.02%	99.25%	\$ 855,279
2015	94.76%	97.98%	99.18%	\$ 1,310,041
2016	95.18%	98.28%	99.18%	\$ 1,077,093
2017	95.25%	98.66%	99.07%	\$ 863,862
2018	95.93%	98.73%	99.03%	\$ 335,161

# Operations Update

- Banking and treasury services transition
- Evaluating current and future needs
- Continued focus on staff development and technology
- Support County administration, municipalities and agencies



*Beaufort County*  
**TREASURER**

Questions

## **Brock, Sarah**

---

**From:** Nick Borreggine <borregginenick@gmail.com>  
**Sent:** Monday, April 13, 2020 1:29 PM  
**To:** Brian F.; Flewelling, Brian; Brock, Sarah  
**Cc:** Ashley Rhodes; Kim Block; Leah McCarthy  
**Subject:** Public Comment/Request  
**Attachments:** IMG\_7571.mov

[EXTERNAL EMAIL] Please report any suspicious attachments, links, or requests for sensitive information to the Beaufort County IT Division at [helpdesk@bcgov.net](mailto:helpdesk@bcgov.net) or to 843-255-7000.

Esteemed Council Members,

Please allow me to introduce the program Hungry Hearts.

Hungry Hearts has been feeding unemployed hospitality workers in both Northern and Southern Beaufort County since March 20th.

Last week we served over 1000 meals through our partner restaurants. This number is growing considerably as the need continues to increase. Low Country Strong is currently spending close to \$10,000 a week to keep the program operating.

We would like to request \$25,000 from the County H-tax fund. To assist us in feeding those who feed us all year long.

Please see the attached video filmed while we were serving and preparing over 220 Easter meals this past Saturday.

Thank you for your consideration in this matter,

Nick Borreggine

--

Nick Borreggine  
12 Long Pond Dr  
Beaufort SC 29907  
843 252 1086



---

## BEAUFORT COUNTY COUNCIL

---

### Agenda Item Summary

#### Item Title:

Supplemental appropriation of funds

#### Council Committee:

Finance

#### Meeting Date:

April 20, 2020

#### Committee Presenter (Name and Title):

Kurt Taylor

#### Issues for Consideration:

Council previously authorized the settlement of litigation involving certain retirees from the county regarding health insurance, in a case captioned Arnold et. al v. Beaufort County and Bluffton Township Fire District in the amount of \$695,000.00. The settlement has been accepted and releases have been signed by the plaintiffs. It is now necessary for Council to approve a supplemental appropriation to identify the source of funds for the settlement.

#### Points to Consider:

The settlement with these plaintiffs will be final once the funds are appropriated and delivered.

#### Funding & Liability Factors:

The source of funds must be identified and a supplemental appropriation approved by ordinance.

#### Council Options:

Approve, modify, or reject. This finalizes an earlier approval by council.

#### Recommendation:

Staff recommends Council approve the request.

ORDINANCE 2020/ \_\_\_\_\_

**AN ORDINANCE TO AMEND BEAUFORT COUNTY ORDINANCE 2019/32, FY 2019-2020 BEAUFORT COUNTY BUDGET, TO APPROPRIATE \$695,000.00 FROM THE GENERAL FUND TO PROVIDE FUNDS TO SETTLE LITIGATION CAPTIONED 2019-CP-07-01642.**

WHEREAS, on June 24, 2019, Beaufort County Council adopted Ordinance No. 2019/32 which sets forth and establishes the County's FY 2019-2020 budget and associated expenditures; and

WHEREAS, the County has been a defendant in the above-captioned litigation regarding retirees health insurance benefits; and

WHEREAS, the County and the plaintiffs have reached an agreement to settle all claims in that litigation for the amount of \$695,000.00; and

WHEREAS, there needs to be a supplemental appropriation to provide for funds to pay the settlement;

**NOW, THEREFORE, BE IT ORDAINED** by Beaufort County Council that Ordinance 2019/32, FY 2019-2020 Beaufort County Budget Ordinance, is hereby amended to provide \$695,000.00 in supplemental appropriations from the General Fund to be directed to the cost of settlement of case number 2019-CP-07-01642.

Adopted this \_\_\_\_\_ day of \_\_\_\_\_, 2020.

COUNTY COUNCIL OF BEAUFORT COUNTY

By: \_\_\_\_\_

Joe Passiment,  
Chairman, Beaufort County Council

ATTEST:

\_\_\_\_\_  
Sarah W. Brock, J.D.  
Clerk to Council

# ADD-ONS

The document(s) herein were provided to Council for information and/or discussion after release of the official agenda and backup items.



Fiscal Year 2020 Assets Sold

Gov World Auctions Tracking Log										
Auction #	Asset #	VIN	Make/Model	Decommission File	Keys	Title	Copy of Check	Price	Commision	Final Price
110	O38333	2C3CDXAG5EH145919	2014 DODGE CHARGER POLICE 4DR SEDAN	yes	yes	yes	yes	\$1,900.00	133.00	1,767.00
	37054/38255	2C3CDXAG9DH578271	2013 Charger	yes	yes	yes	yes	\$2,300.00	161.00	2,139.00
								\$4,200.00	294.00	3,906.00
111	O23103	1B3EL46T16N269126	2006 DODGE STRATUS	yes	yes	yes	yes	\$1,300.00	91.00	1,209.00
	O23510	2FABP7BV6BX111295	2011 FORD CROWN VICTORIA	yes	yes	yes	yes	\$1,600.00	112.00	1,488.00
	O23550	2B3CL1CG0BH556778	2011 DODGE CHARGER 4DR	yes	yes	yes	yes	\$2,500.00	175.00	2,325.00
	O23598	1FM5K8AR2DGA42304	2013 FORD EXPLORER 4DR	yes	yes	yes	yes	\$4,300.00	301.00	3,999.00
	O38271	2C3CDXAG7DH646423	2013 DODGE CHARGER	yes	yes	yes	yes	\$2,800.00	196.00	2,604.00
	O38335	2C3CDXAG3EH145921	2014 DODGE CHARGER POLICE 4DR SEDAN	yes	yes	yes	yes	\$2,600.00	182.00	2,418.00
	20922	1FTWW32SX2EB55993	2002 FORD F350	yes	yes	yes	yes	\$1,500.00	105.00	1,395.00
	20984	1FDXF46F72EA70869	2002 FORD F450 XLT MODULAR AMBULANCE	yes	yes	yes	yes	\$1,600.00	112.00	1,488.00
	21940	1FTPX28L7XNC0579	1999 FORD F250	yes	yes	yes	yes	\$800.00	56.00	744.00
	22677	1D4HR38N53F535467	2003 DODGE DURANGO	yes	yes	yes	yes	\$800.00	56.00	744.00
	22772	1GCGC24U63Z324505	2003 CHEVROLET SILVERADO	yes	yes	yes	yes	\$2,700.00	189.00	2,511.00
	22894	3GCEC14X96G157248	2006 CHEVROLET SILVERADO	yes	yes	yes	yes	\$2,800.00	196.00	2,604.00
	23158	1D4GP25R57B176699	2007 DODGE CARAVAN	yes	yes	yes	yes	\$900.00	63.00	837.00
	23186	1FMCU93178KA45264	2008 FORD ESCAPE	yes	yes	yes	yes	\$2,600.00	182.00	2,418.00
	35652/22915	1GNDS13S052183191	2005 CHEVROLET TRAILBLAZER	yes	yes	yes	yes	\$1,400.00	98.00	1,302.00
	38270	2C3CDXAG5DH646422	2013 DODGE CHARGER	yes	yes	yes	yes	\$2,500.00	175.00	2,325.00
38301	2C3CDXAG6DH694723	2013 DODGE CHARGER 4DR SEDAN	yes	yes	yes	yes	\$2,400.00	168.00	2,232.00	
								\$35,100.00	2,457.00	32,643.00

GovWorld Auctions



Asset #	VIN	Make/Model	Department Listed	G/P	Distribution of Proceeds	Price	Commission	Final Price
O23528	1FMHK7B80BGA22658	2011 FORD EXPLORER 4DR	Sheriff's Office	G	10000000-47400	3,600.00	252.00	3,348.00
O38386	2C3DXAG1EH346622	2014 DODGER CHARGER	Sheriff's Office	G	10000000-47400	1,300.00	91.00	1,209.00
O40274	31562893	EXMARK MOWER M#LZS801GKA724A1	Sheriff's Office	G	10000000-47400	85	5.95	79.05
18502	112SD248OVL049152	1997 EAGER BEAVER 50 TON LOWBOY TRAILER	Public Works - General	G	10000000-47400	13,750.00	962.50	12,787.50
19467	1FTNX21L2YEB78173	2000 FORD F250 PICKUP	Stormwater	P	50250001-47400	2,500.00	175.00	2,325.00
22762	1GCEC14V23Z317836	2003 CHEVROLET SILVERADO	IT Systems Management	G	10000000-47400	2,200.00	154.00	2,046.00
22770	1GCEC14V23Z319764	2003 CHEVROLET SILVERADO	IT Systems Management	G	10000000-47400	2,300.00	161.00	2,139.00
22807	1FTWW33P64EA84045	2004 FORD F350	Public Works - General	G	10000000-47400	2,700.00	189.00	2,511.00
23107	1FBSS31L36DA90683	2006 FORD ECONOLINE 15 PASSENGER VAN	DSN Adult Support Svcs	G	10000000-47400	1,100.00	77.00	1,023.00
23153	1FTRF12237KC36702	2007 FORD F150	Building Codes	G	10000000-47400	2,600.00	182.00	2,418.00
23276	TC1445D080043	2008 JOHN DEERE 1445 FRONT MOWER	PALS Grounds	G	10000000-47400	800	56.00	744.00
23384	1D8HD38P39F712069	2009 DODGE SPORT UTILITY 4DR	Sheriff's Office	G	10000000-47400	2,700.00	189.00	2,511.00
23410	1FMEU7DE5AUA39620	2010 FORD EXPLORER	Sheriff's Office	G	10000000-47400	3,700.00	259.00	3,441.00
37053/38257	2C3CDXAG2DH578273	2013 DODGE CHARGER	Sheriff's Office	G	10000000-47400	750	52.50	697.50
38355	2C3CDXAG0EH145908	2014 DODGE CHARGER	Sheriff's Office	G	10000000-47400	3,800.00	266.00	3,534.00
41200/not in MUNIS	2G1WD5EM4A1191217	2010 CHEVY IMPALA	Sheriff's Office	G	10000000-47400	1,800.00	126.00	1,674.00
						45,685.00	3,197.95	42,487.05

50250001-47400 \$ 2,325.00  
10000001-47400 \$ 40,162.05  
\$ 42,487.05

12/3/19

FY 2019	Auction Tracking Log						GL ACCT FOR PROCEEDS
	Asset #	VIN	Make/Model	Price	Commission	Final Price	
Sep-18	15711	1HVBBPLN4PH497255	1993 International Bus	1,100.00	77.00	1,023.00	10000001-47400
Sep-18	19598	1GCCS19W1YK229713	2000 Chevy S-10	700.00	49.00	651.00	10000001-47400
Sep-18	19807	1FMZU73XXYUB75983	2000 Explorer	1,800.00	126.00	1,674.00	10000001-47400
Sep-18	21213	1GCCS19W228213427	2002 Chevy S-10	1,900.00	133.00	1,767.00	10000001-47400
Sep-18	21287	1FMZU62E32UC63503	2002 Explorer	2,000.00	140.00	1,860.00	10000001-47400
Sep-18	21313	1FMZU73W52UC63502	2002 Explorer	2,300.00	161.00	2,139.00	10000001-47400
Sep-18	21973	1B4HS38N82F201012	2002 Durango	1,100.00	77.00	1,023.00	54000001-47400
Sep-18	32976/22850	1FTRE14W86DB44197	2006 E-150	4,300.00	301.00	3,999.00	10000001-47400
Sep-18	22883	3GNGK26U34G254356	2004 Suburban	4,600.00	322.00	4,278.00	10000001-47400
Sep-18	23029	1D4HD38P26F189317	2006 Durango	2,500.00	175.00	2,325.00	10000001-47400
Sep-18	31743/23213	1FTPX14V87FB64027	2007 F-150	6,250.00	437.50	5,812.50	10000001-47400
Sep-18	33017/23244	1FTRX14W38FB53309	2008 F-150	2,000.00	140.00	1,860.00	10000001-47400
Sep-18	32995/23270	1D8HD38N88F140865	2008 Durango	2,700.00	189.00	2,511.00	10000001-47400
Sep-18	23414	2FABP7BV8AX117971	2010 Crown Vic	1,100.00	77.00	1,023.00	10000001-47400
Sep-18	23425	2B3AA4CT4AH205463	2010 Charger	3,100.00	217.00	2,883.00	10000001-47400
Sep-18	23500	2FABP7BV7BX111290	2011 Crown Vic	750.00	52.50	697.50	10000001-47400
Sep-18	23501	2FABP7BV0BX111258	2011 Crown Vic	1,000.00	70.00	930.00	10000001-47400
Sep-18	23505	2FABP7BV3BX111271	2011 Crown Vic	750.00	52.50	697.50	10000001-47400
Sep-18	23506	2FABP7BV5BX111272	2011 Crown Vic	850.00	59.50	790.50	10000001-47400
Sep-18	23508	2FABP7BV6BX111281	2011 Crown Vic	800.00	56.00	744.00	10000001-47400
Sep-18	23595	2C3CDXAG3CH240363	2012 Charger	3,100.00	217.00	2,883.00	10000001-47400
Sep-18	23597	2C3CDXAG9CH240366	2012 Charger	850.00	59.50	790.50	10000001-47400
Dec-18	34864/23299	1HD1FMM118Y637956	2008 Harley Davidson	4,600.00	322.00	4,278.00	10000001-47400
Dec-18	34863/23300	1HD1FMM158Y624806	2008 Harley Davidson	4,600.00	322.00	4,278.00	10000001-47400
Feb-19	15515	367627BTW	1988 CASE TRACTOR (NON CAPITALIZED)	1,800.00	126.00	1,674.00	10000001-47400
Feb-19	16993	57451	1960 Fraise Tiller PARTS ONLY	150.00	10.50	139.50	10000001-47400
Feb-19	18541	1FTRE1428WHB62172	1998 Ford Ecoline Van	1,800.00	126.00	1,674.00	10000001-47400
Feb-19	18870	2FAFP71W9XX149459	1999 FORD CROWN VICTORIA	700.00	49.00	651.00	10000001-47400
Feb-19	19437		2000 MILLCREEK TD75 TOP DRESSER	50.00	3.50	46.50	10000001-47400
Feb-19	20231	n/a	6' X 16' UTILITY TRAILER (NON CAPITALIZED)	1,000.00	70.00	930.00	10000001-47400
Feb-19	21911	1FDWF36P63EC27775	2003 FORD F350 FLATBED PICKUP TRUCK	2,900.00	203.00	2,697.00	10000001-47400
Feb-19	022676	W004X2X087423	2003 JOHN DEERE GATOR	200.00	14.00	186.00	10000001-47400
Feb-19	22678	1D9BU21272G460708	TRAILER, 8' X 12' DECKOVER, TANDEM 6000# (NON CAPITALIZED)	1,300.00	91.00	1,209.00	10000001-47400

FY 2019	Auction Tracking Log						GL ACCT FOR PROCEEDS
	Asset #	VIN	Make/Model	Price	Commission	Final Price	
Feb-19	22680	1D9BU21252G460710	TRAILER, 8' X 12' DECKOVER, TANDEM 6000# (NON CAPITALIZED)	1,300.00	91.00	1,209.00	10000001-47400
Feb-19	22736	TC1200A135191	JOHN DEERE 1200A FIELD RAKE	80.00	5.60	74.40	10000001-47400
Feb-19	22745	1FDWF36P53EC35172	2003 FORD F350 FLAT BED TRUCK	3,500.00	245.00	3,255.00	10000001-47400
Feb-19	22771	1GCGC24UX3Z322109	2003 Silverado	1,500.00	105.00	1,395.00	10000001-47400
Feb-19	22871		2004 Jacobsen HR-511 RTY	850.00	59.50	790.50	10000001-47400
Feb-19	23011	1FVHC5CV65HV08484	2005 Freightliner	8,500.00	595.00	7,905.00	50250001-47400
Feb-19	23012	1FVHC5V45HV08483	2007 Freightliner	8,750.00	612.50	8,137.50	50250001-47400
Feb-19	23109	2FAFP71WX7X101551	2007 Crown Vic	1,800.00	126.00	1,674.00	10000001-47400
Feb-19	00023177	TC1600T050375	JOHN DEERE 1600 WIDE AREA FRONT MOWER	750.00	52.50	697.50	10000001-47400
Feb-19	23141	1FVMC5CV07HX48177	2007 Freightliner	32,000.00	2,240.00	29,760.00	50250001-47400
Feb-19	23142	1FVMC5CV27HX48178	2007 Freightliner	30,500.00	2,135.00	28,365.00	50250001-47400
Feb-19	23171	1FTSX21518EA18094	2008 FORD F250	3,500.00	245.00	3,255.00	10000001-47400
Feb-19	33010/23253	1FTRF12228KD69680	2008 F150	2,400.00	168.00	2,232.00	10000001-47400
Feb-19	33009/23255	1FTRF12248KD69678	2008 F150	3,100.00	217.00	2,883.00	10000001-47400
Feb-19	23275	TC1600T060411	2008 JOHN DEERE 1600 TURBO MOWER	650.00	45.50	604.50	10000001-47400
Feb-19	34875/23296	1GCCS39EX88215678	2008 Colorado	4,200.00	294.00	3,906.00	10000001-47400
Feb-19	23309	1FBSS31L48DB25170	2008 FORD E350	5,250.00	367.50	4,882.50	10000001-47400
Feb-19	23352	RX0835947758	2008 EZ CAR CARRYALL XRT 1550	85.00	5.95	79.05	10000001-47400
Feb-19	23559	1FDUF4GTXBEA09104	2011 FORD F450 WITH <b>AMBULANCE</b>	1,900.00	133.00	1,767.00	10000001-47400
Feb-19	32744	2FAFP71V18X118943	2008 Crown Vic	1,700.00	119.00	1,581.00	10000001-47400
Feb-19	32989/23264	1FTRF12V88KD15973	2008 FORD F150	3,600.00	252.00	3,348.00	10000001-47400
Feb-19	32996/23243	1D8HD38N38F139882	2008 Durango	3,000.00	210.00	2,790.00	10000001-47400
Feb-19	36912/23564	2015195171	2011 IS5100 72" CAT DIESEL MOWER	300.00	21.00	279.00	10000001-47400
Feb-19	36926	1TC1600TEBT090227	JOHN DEERE 1600 TURBO SERIES II MOWER	1,300.00	91.00	1,209.00	10000001-47400
Feb-19	38254	2C3CDXAG7DH578270	2013 Charger	4,600.00	322.00	4,278.00	10000001-47400
Feb-19	38283	313649200	2013 EXMARK MOWER	400.00	28.00	372.00	10000001-47400
May-19	16653	1FTCR10U7TUB29457	1996 FORD RANGER PICKUP	600.00	42.00	558.00	10000001-47400
Jun-19	023212	1FTPX14V37NA79540	2007 FORD F150	1,600.00	112.00	1,488.00	10000001-47400
Jun-19	16144	1GBJK34FPE243351	1993 GMC <b>Ambulance</b>	1,500.00	105.00	1,395.00	10000001-47400
Jun-19	19254	1B9TN2429X1175056	1999 RAMP TRAILER	1,400.00	98.00	1,302.00	10000001-47400
Jun-19	20209	L06310H294418	JOHN DEERE 6310 TRACTOR	3,400.00	238.00	3,162.00	10000001-47400
Jun-19	20441	1P91317171G301234	FULL MATRIX MESSAGE BOARD	50.00	3.50	46.50	10000001-47400
Jun-19	20985	1FDXF46F52EA70868	2002 FORD F450 XLT MODULAR <b>AMBULANCE</b>	800.00	56.00	744.00	10000001-47400
Jun-19	22718	1FAFP58U63A187565	2003 FORD TAURUS	230.00	16.10	213.90	10000001-47400







P. J. Tanner  
Sheriff

**OFFICE OF SHERIFF  
BEAUFORT COUNTY**  
POST OFFICE BOX 1758  
BEAUFORT, SOUTH CAROLINA 29901

AREA CODE (843)  
SHERIFF 255-3200  
CHIEF DEPUTY 255-3192  
CRIMINAL RECORDS 255-3232  
CRIMINAL WARRANTS 255-3228  
CIVIL RECORDS 255-3188  
JUDGMENTS 255-3189  
FAX # 255-9405  
WEB SITE [www.bcs0.net](http://www.bcs0.net)

March 11, 2019



John L. Weaver, Interim County Administrator  
Post Office Drawer 1228  
Beaufort, South Carolina 29901

Dear Mr. Weaver:

The Beaufort County Sheriff's Office recently received a request from Yemassee Police Department Chief Gregory Alexander to acquire five (5) Mobile Data Computers (MDC), five (5) vehicle-mounted radios, and five (5) portable handheld radios for permanent transfer to them from our inventory of equipment that is being taken out of front line service.

In the recent past, we assisted the Yemassee Police Department by loaning surplus assets such as these when available. In January 2019, we released three (3) MDCs to Yemassee at their request for law enforcement usage only. We would like to continue maintaining this positive relationship in assisting our fellow local public safety partners by allocating our unused resources; however, we want to assure that the loan of this equipment is in a manner that is consistent with your interpretation of County asset management policy.

As you may recall, we recently were asked to transfer ownership of some of our assets (vehicles) to another public safety agency (fire service). This request was approved contingent with an administrative fee of \$500.00 for each vehicle being assessed and received. With that said, we would appreciate your evaluation of whether the administrative fee indicated above, and the ownership, of these pieces of communications equipment should be allowed and applied equally as well.


Below for your consideration is a list of the equipment this correspondence involves and an estimated depreciated value of the assets requested by the Yemassee Police Department. This estimate is based on buyback/market

values we received from the appropriate vendor(s) multiplied by the amount of items requested:

- (5) Getac B300 Mobile Data Computers @ \$239.00 = \$1,195.00
- (5) Motorola XTL 5000 Vehicle Mounted Radio@ \$834.00 = \$4,170.00
- (5) Motorola XTS 5000 Portable Handheld Radio@ \$818.00 = \$4,090.00

Please feel free to contact me or Chief Deputy Michael Hatfield with any questions or concerns. I will look forward to hearing your decision so that we may move forward.

Sincerely,



P.J. Tanner  
Sheriff



Fiscal Year 2020 Vehicle and Equipment Appropriations, Expenditures and Encumbrances

Department Name	Dept	Org	Object	Description	2020 Revised Budget	2020 Actual	2020 Encumbered
	1060	10001060	54140	COMMUNICATIONS EQUIPMENT	18,900.00	-	-
	1060	10001060	54200	SPECIALIZED CAPITAL EQUIP	8,625.00	5,919.28	-
	1060	10401060	54000	VEHICLE PURCHASES	39,134.00	-	36,817.00
<b>CORONER</b>	<b>1060 Total</b>				<b>\$ 66,659.00</b>	<b>\$ 5,919.28</b>	<b>\$ 36,817.00</b>
	1102	10401102	54000	VEHICLE PURCHASES	25,000.00	23,641.00	-
<b>BROADCAST SERVICES</b>	<b>1102 Total</b>				<b>\$ 25,000.00</b>	<b>\$ 23,641.00</b>	<b>\$ -</b>
	1115	10401115	54000	VEHICLE PURCHASES	32,000.00	19,090.00	18,333.00
<b>RISK MANAGEMENT</b>	<b>1115 Total</b>				<b>\$ 32,000.00</b>	<b>\$ 19,090.00</b>	<b>\$ 18,333.00</b>
	1143	10001143	54000	VEHICLE PURCHASES	1,600.00	1,618.29	-
	1143	10401143	54000	VEHICLE PURCHASES	35,000.00	35,000.00	-
<b>VOTER REGISTRATION</b>	<b>1143 Total</b>				<b>\$ 36,600.00</b>	<b>\$ 36,618.29</b>	<b>\$ -</b>
	1230	10001230	54000	VEHICLE PURCHASES	500,000.00	505,532.00	39,825.00
	1230	10001230	54200	SPECIALIZED CAPITAL EQUIP	36,385.00	8,254.27	1,624.70
	1230	10401230	54000	VEHICLE PURCHASES	45,000.00	-	29,050.00
<b>EMERGENCY MEDICAL SERVICES</b>	<b>1230 Total</b>				<b>\$ 581,385.00</b>	<b>\$ 513,786.27</b>	<b>\$ 70,499.70</b>
	1241	10001241	54000	VEHICLE PURCHASES	44,263.00	39,189.00	500.00
	1241	10401241	54000	VEHICLE PURCHASES	90,000.00	90,000.00	-
<b>TRAFFIC &amp; TRANSPORTATION ENGINEERING</b>	<b>1241 Total</b>				<b>\$ 134,263.00</b>	<b>\$ 129,189.00</b>	<b>\$ 500.00</b>
	1250	10001250	54200	SPECIALIZED CAPITAL EQUIP	193,096.00	5,681.12	2,881.75
<b>DETENTION CENTER</b>	<b>1250 Total</b>				<b>\$ 193,096.00</b>	<b>\$ 5,681.12</b>	<b>\$ 2,881.75</b>
	1260	10401260	54000	VEHICLE PURCHASES	98,000.00	76,537.00	-
<b>BUILDING CODES</b>	<b>1260 Total</b>				<b>\$ 98,000.00</b>	<b>\$ 76,537.00</b>	<b>\$ -</b>
	1270	10001270	54000	VEHICLE PURCHASES	-	-	2,521.00
	1270	10401270	54000	VEHICLE PURCHASES	30,000.00	-	30,000.00
<b>ANIMAL SERVICES</b>	<b>1270 Total</b>				<b>\$ 30,000.00</b>	<b>\$ -</b>	<b>\$ 32,521.00</b>
	1301	10001301	54000	VEHICLE PURCHASES	-	-	117,345.21
	1301	10001301	54200	SPECIALIZED CAPITAL EQUIP	39,375.00	22.07	32,188.00
	1301	10401301	54200	SPECIALIZED CAPITAL EQUIP	180,000.00	-	-
<b>PUBLIC WORKS GENERAL SUPPORT</b>	<b>1301 Total</b>				<b>\$ 219,375.00</b>	<b>\$ 22.07</b>	<b>\$ 149,533.21</b>
	1310	10001310	54200	SPECIALIZED CAPITAL EQUIP	40,000.00	-	-
	1310	10401310	54200	SPECIALIZED CAPITAL EQUIP	350,000.00	-	-
<b>FACILITIES MANAGEMENT</b>	<b>1310 Total</b>				<b>\$ 390,000.00</b>	<b>\$ -</b>	<b>\$ -</b>
	1311	10001311	54000	VEHICLE PURCHASES	30,000.00	-	-
<b>BUILDING MAINTENANCE</b>	<b>1311 Total</b>				<b>\$ 30,000.00</b>	<b>\$ -</b>	<b>\$ -</b>
	1312	10001312	54000	VEHICLE PURCHASES	30,000.00	-	-



Fiscal Year 2020 Vehicle and Equipment Appropriations, Expenditures and Encumbrances

Department Name	Dept	Org	Object	Description	2020 Revised Budget	2020 Actual	2020 Encumbered
	1312	10001312	54200	SPECIALIZED CAPITAL EQUIP	17,599.00	-	-
<b>GROUNDS MAINTENANCE</b>	<b>1312 Total</b>				<b>\$ 47,599.00</b>	<b>\$ -</b>	<b>\$ -</b>
	1320	10001320	54000	VEHICLE PURCHASES	-	40,196.96	-
	1320	10001320	54200	SPECIALIZED CAPITAL EQUIP	297,850.00	50,377.86	105,115.00
<b>ROADS/DRAINAGE - NORTH</b>	<b>1320 Total</b>				<b>\$ 297,850.00</b>	<b>\$ 90,574.82</b>	<b>\$ 105,115.00</b>
	1321	10001321	54200	SPECIALIZED CAPITAL EQUIP	16,875.00	-	-
<b>ROADS/DRAINAGE - SOUTH</b>	<b>1321 Total</b>				<b>\$ 16,875.00</b>	<b>\$ -</b>	<b>\$ -</b>
	1330	10401330	54000	VEHICLE PURCHASES	32,000.00	-	-
<b>CONSTRUCTION MGMT (ENGINEERING)</b>	<b>1330 Total</b>				<b>\$ 32,000.00</b>	<b>\$ -</b>	<b>\$ -</b>
	1340	10001340	54200	SPECIALIZED CAPITAL EQUIP	168,500.00	38,648.00	-
<b>SOLID WASTE &amp; RECYCLING</b>	<b>1340 Total</b>				<b>\$ 168,500.00</b>	<b>\$ 38,648.00</b>	<b>\$ -</b>
	1400	10001400	54200	SPECIALIZED CAPITAL EQUIP	127,658.00	13,500.99	45,663.95
	1400	10401400	54000	VEHICLE PURCHASES	28,000.00	28,443.30	-
<b>MOSQUITO CONTROL</b>	<b>1400 Total</b>				<b>\$ 155,658.00</b>	<b>\$ 41,944.29</b>	<b>\$ 45,663.95</b>
	1500	10401500	54000	VEHICLE PURCHASES	25,000.00	24,345.00	-
<b>VETERANS AFFAIRS</b>	<b>1500 Total</b>				<b>\$ 25,000.00</b>	<b>\$ 24,345.00</b>	<b>\$ -</b>
	1600	10001600	54450	OTHER IMPROVEMENTS	100,000.00	17,296.25	10,200.00
	1600	10401600	54000	VEHICLE PURCHASES	156,600.00	109,244.00	47,840.00
<b>PARKS &amp; REC ADMINISTRATION</b>	<b>1600 Total</b>				<b>\$ 256,600.00</b>	<b>\$ 126,540.25</b>	<b>\$ 58,040.00</b>
	1607	10001607	54000	VEHICLE PURCHASES	33,895.00	-	28,579.00
	1607	10001607	54200	SPECIALIZED CAPITAL EQUIP	-	-	11,169.91
<b>PARKS &amp; REC GROUNDS MAINT</b>	<b>1607 Total</b>				<b>\$ 33,895.00</b>	<b>\$ -</b>	<b>\$ 39,748.91</b>
	<b>Grand Total</b>				<b>\$ 2,870,355.00</b>	<b>\$ 1,132,536.39</b>	<b>\$ 559,653.52</b>

**General Fund Expenditures (Departments)**

10001000 County Council  
10001010 Auditor  
10001020 Treasurer  
10001030 Clerk of Court  
10001031 Family Court  
10001040 Probate Court  
10001060 Coroner  
10001070 Legislative Delegation  
10001080 Magistrate Court  
10001090 Master In Equity  
10001098 14th Circuit Solicitor  
10001100 County Administrator  
10001101 Communications & Accountability  
10001102 Broadcast Services  
10001103 County Attorney  
10001111 Finance  
10001115 Risk Management  
10001116 Purchasing  
10001120 Assessor  
10001122 Register of Deeds  
10001130 Community Development  
10001134 Business Licenses  
10001140 Director of Community Services  
10001143 Voter Registration / Elections  
10001150 IT: Management Information Systems  
10001152 IT: Mapping and Applications  
10001154 Records Management  
10001160 Human Resources  
10001198 General Government Subsidies  
10001199 Employer Provided Benefits (Group Health, Workers' Compensation, Tort & Unemployment)  
10001200 BCSO: Sheriff's Office  
10001201 BCSO: Administrative Division  
10001202 BCSO: Special Operations Division  
10001203 BCSO: DNA Lab  
10001204 BCSO: Enforcement Division  
10001205 BCSO: Multi Agency Drug Task Force  
10001210 BCSO: Emergency Management  
10001211 Emergency Operations (Disaster)  
10001220 BCSO: Communications  
10001230 Emergency Medical Services  
10001240 BCSO: Traffic Management  
10001241 Traffic and Transportation Engineering  
10001250 Detention Center  
10001260 Building Codes  
10001261 Codes Enforcement  
10001270 Animal Services

**General Fund Expenditures (Departments) continued**

10001300 Director of Public Services  
10001301 Public Works General Support  
10001302 Public Works Administration  
10001310 Facilities Management  
10001311 Buildings Maintenance  
10001312 Grounds Maintenance  
10001320 Roads/Drainage - North  
10001321 Roads/Drainage - South  
10001330 Engineering (Construction Mgmt)  
10001340 Solid Waste and Recycling  
10001400 Mosquito Control  
10001498 Public Health Subsidies  
10001500 Veterans Affairs  
10001510 Human/Social Services  
10001598 Public Welfare Subsidies  
10001600 Parks and Rec Administration  
10001602 Parks and Rec Aquatics  
10001603 Parks and Rec Hilton Head Island  
10001604 Parks and Rec Athletic Programs - South  
10001605 Parks and Rec Athletic Programs - North  
10001606 Parks and Rec Recreation Centers  
10001607 Parks and Rec Grounds Maintenance  
10001620 Library Administration  
10001621 Library Beaufort  
10001622 Library Bluffton  
10001623 Library Hilton Head  
10001624 Library Lobeco  
10001625 Library St. Helena  
10001626 Library Technical Services  
10001627 Library SC Room  
10001628 Library Bookmobile  
  
16000011 Higher Education (separately stated millage)  
    Technical College of the Lowcountry  
    University of SC - Beaufort  
  
10100011 Economic Development  
    SC Department of Commerce (pass through grants)  
    Economic Development (separately stated millage)  
  
14000011 Medical Indigent Care (separately stated millage)  
    Beaufort Memorial Hospital  
    Beaufort Jasper Hampton Comprehensive Health Services  
  
10001999 Transfers Out (to other funds)

**General Government Special Revenue Funds**

2000 State Accommodations Tax  
2001 Local Accommodations Tax  
2002 Local Hospitality Tax  
2010 Local Admissions Fees  
2011 Treasurer Execution Fees  
2012 Reforestation  
2032 Miscellaneous Grants  
2100 Clerk of Court IV-D Incentives  
2101 Clerk of Court IV-D Unit Cost  
2110 14th Circuit Public Defender

**Public Safety Special Revenue Funds**

2201 BCSO: E-911  
2202 BCSO: Haz Mat Trust  
2203 BCSO: Logistics Team  
2220 EMS (Emergency Medical Services) Donations  
2221 EMS (Emergency Medical Services) State Grant  
2230 Animal Shelter Memorial  
2241 Detention Center Trust  
2242 Detention Center Alien Assistance  
2251 Victim's Assistance Program  
2252 BCSO: Special Services  
2253 BCSO: School Resource  
2254-62 BCSO: Special Grants  
2700 Public Safety Grants

**Public Works Special Revenue Funds**

2300 Road Impact Fees (HHI/Daufuskie)  
2302 Road Impact Fees (Bluffton)  
2303 Road Impact Fees (N Beaufort)  
2311 Waste Management Recycling  
2322 Barton's Run Agreement  
2324 Del Webb Transportation Fees  
2342 County TAG/Road Improvement (Motor Vehicle Fees)  
2343 CTC - State Gas Tax  
2344 DHEC Oil Collection Grant  
2345 State Tire Recycling Fee  
2348 DHEC Waste Tire Grant  
2349 DHEC Solid Waste Grant  
2352 Palmetto Pride Enforcement

**Public Health Special Revenue Funds**

- 2401 Alcohol and Drug Abuse Administration
- 2402 Alcohol and Drug Abuse Safety Action Program
- 2403 Alcohol and Drug Abuse School Intervention
- 2404 Alcohol and Drug Abuse Community Based Treatment
- 2405 Alcohol and Drug Abuse Preventive Education Program
- 2406 Alcohol and Drug Abuse SBIRT (Screening, Brief Intervention, and Referral to Treatment)
- 2407 Alcohol and Drug Abuse Intensive Outpatient Program
- 2408 Alcohol and Drug Abuse Medication Assisted Treatment
- 2409 Alcohol and Drug Abuse Bridge Program
- 2410 Alcohol and Drug Abuse Prevention Echo Grant
- 2411 Alcohol and Drug Abuse Prevention Counter Tools

- 2441 Disabilities and Special Needs Administration
- 2442 Disabilities and Special Needs Adult Employment Services
- 2443 Disabilities and Special Needs Supervised Living
- 2444 Disabilities and Special Needs Case Management
- 2445 Disabilities and Special Needs Family Support
- 2446 Disabilities and Special Needs Old Shell Plants
- 2447 Disabilities and Special Needs Port Royal Residence
- 2448 Disabilities and Special Needs Early Intervention
- 2449 Disabilities and Special Needs Summer Services
- 2450 Disabilities and Special Needs Community Training
- 2451 Disabilities and Special Needs Enhanced Services
- 2453 Disabilities and Special Needs Respite
- 2455 Disabilities and Special Needs Community Training Home I (CTH I)
- 2457 Disabilities and Special Needs Breakers
- 2458 Disabilities and Special Needs Waiver Respite Providers
- 2460 Disabilities and Special Needs State Community Support

**Public Welfare Special Revenue Funds**

- 2503 COSY (Collaborative Organization of Services for Youth)
- 2544 CDBG (Community Development Block Grant)/LCOG (Lowcountry Council of Governments) Project
- 2545 HUD Home Consortium
- 2546 Daufuskie Ferry

**Cultural and Recreation Special Revenue Funds**

- 2600 Library Impact Fees (HHI/Daufuskie)
- 2602 Library Impact Fees (Bluffton)
- 2603 Library Impact Fees (Burton)
- 2604 Library Impact Fees (LISH - Lady's Island/St. Helena)
- 2606 Library Impact Fees (Sheldon)
- 2610 Library Trusts
- 2616 Del Webb Library Fees
- 2620 Library Grants

**Cultural and Recreation Special Revenue Funds *continued***

- 2621 Library State Lottery
- 2629 Library State Aid
- 2652 Parks Impact Fees (Bluffton)
- 2653 Parks Impact Fees (Burton)
- 2654 Parks Impact Fees (Lady's Island)
- 2655 Parks Impact Fees (St. Helena)
- 2662 Parks Special Capital Program
- 2663 Del Webb Boat Ramp Repair Fees
- 2670 Parks PARC (SC Parks and Recreation Department) Grant

**Debt Service Funds**

- 2003 Rural and Critical Debt Service
- 3000 Countywide Debt Service
- 3100 Bluffton Parkway Debt Service

**Capital Project Funds**

- 4007 2009 General Obligation (GO) Bond Projects
- 4008 2013 General Obligation (GO) Bond Projects
- 4009 2014A General Obligation (GO) Bond Projects
- 4010 2017 General Obligation (GO) Bond Projects
- 4011 2019A General Obligation (GO) Bond Projects
- 4500 Rural and Critical Lands Projects
- 4501 Rural and Critical Lands Donations
- 4502 Rural and Critical Lands Passive Parks
- 4701 2006 One Cent Sales Tax Projects
- 4703 Boundary Street Project
- 4705 2018 One Cent Sales Tax Projects
- 4800 MCIP (Multi-County Industrial Park) Bluffton
- 4801 MCIP (Multi-County Industrial Park) Beaufort
- 4805 Government Center Renovation
- 4806 Rail Trail Project
- 4807 Myrtle Park Phase II

**Proprietary Funds**

- 5000 Garage (Internal Service Fund)
- 5025 Stormwater Utility Enterprise Fund
- 5100 Lady's Island Airport Enterprise Fund
- 5400 Hilton Head Island Airport Enterprise Fund

## Tax Year 2020 (Fiscal Year 2021) County Operations Revenue Estimates

	<u>Preliminary Taxable Value</u>	<u>County Operations Millage Rate</u>	<u>Preliminary Estimated Tax Levy</u>
Real Property, preliminary taxable value as of April 1, 2020 <i>(provided by Assessor's office)</i>	\$ 1,869,709,336	54.3	\$ 101,525,217
Personal Property, assessed/taxable value	\$ 103,015,739	54.3	\$ 5,593,755
Motor Vehicles, assessed/taxable value	\$ 97,079,453	54.3	\$ 5,271,414
Watercraft, assessed/taxable value <i>(provided by the Auditor's office April 8, 2020)</i>	<u>\$ 171,778</u>	54.3	<u>\$ 9,328</u>
<b>Tax Year 2020 Grand Total</b>	<b><u>\$ 2,069,976,306</u></b>	<b>54.3</b>	<b><u>\$ 112,399,713</u></b>
Grand Total Reduced for non-collections:			
Real Property, 98% collection rate, 2% reduction			(2,030,504)
Personal, Motor Vehicles & Watercraft 90% collection, 10% reduction			<u>(1,087,450)</u>
Total reduction related to collection rate, 3% reduction			<u>(3,117,954)</u>
<b>Tax Year 2020 Net Levy</b>			<b><u>\$ 109,281,759</u></b>
The total levy is not recognized 100% as County Operations Revenue due to Tax Increment (TIF) participation and Multi-County Industrial Park (MCIP) agreements.			
Projected TIF participation:			
Port Royal TIF Increment	(935,300)	54.3	\$ (50,787)
Hilton Head Island TIF Increment	(47,212,565)	54.3	\$ (2,563,642)
Projected MCIP participation	(3,106,900)	54.3	<u>\$ (168,705)</u>
<b>Tax Year 2020 Estimated County Operations Revenue</b>			<b><u>\$ 106,498,625</u></b>

*Note: The above estimates do not take into consideration any changes in values during Tax Year 2020.*

Miscellaneous Expenditures.xlsx

ORG	OBJ	ACCOUNT DESC	YR/PR	JNL	EFF DATE	SRC	REF1	REF2	REF3	REF4	COMMENT	VENDOR CODE	CHECK #	AMOUNT
06040011	51990	UNCLASSIFIED OPERATING	20/ 9	125	02/01/20	API	000830		399636	5116	DONATION BASKETBALL TICKET SAL	SCRPA	961552	240.00
<b>06040011 Total</b>													<b>\$ 240.00</b>	
10001100	51990	UNCLASSIFIED OPERATING	20/ 1	71	07/01/19	API	012756		361252	2639	ANNUAL LEASE PAYMENT: BLADEN/N	G.G. DOWLING FAMILY	945175	49,900.00
10001100	51990	UNCLASSIFIED OPERATING	20/ 1	1798	07/31/19	API	004936		370886	W 08152019	PTIDAUFUSKIEFT	BANK OF AMERICA	2861	124.87
10001100	51990	UNCLASSIFIED OPERATING	20/ 1	1798	07/31/19	API	004936		370992	W 08152019	PTIDAUFUSKIEFT	BANK OF AMERICA	2861	30.02
10001100	51990	UNCLASSIFIED OPERATING	20/ 1	1798	07/31/19	API	004936		371048	W 08152019	PTIDAUFUSKIEFT	BANK OF AMERICA	2861	(19.01)
10001100	51990	UNCLASSIFIED OPERATING	20/ 1	1798	07/31/19	API	004936		371074	W 08152019	PTIDAUFUSKIEFT	BANK OF AMERICA	2861	(19.01)
<b>10001100 Total</b>													<b>\$ 50,016.87</b>	
10001102	51990	UNCLASSIFIED OPERATING	20/ 1	1798	07/31/19	API	004936		370850	W 08152019	STORAGE RENTALS SC041	BANK OF AMERICA	2861	110.00
10001102	51990	UNCLASSIFIED OPERATING	20/ 2	1626	08/31/19	API	004936		376421	W 09242019	STORAGE RENTALS SC041	BANK OF AMERICA	2940	110.00
10001102	51990	UNCLASSIFIED OPERATING	20/ 3	1283	09/30/19	API	004936		379419	W 101719EF	STORAGE RENTALS SC041	BANK OF AMERICA	2983	110.00
10001102	51990	UNCLASSIFIED OPERATING	20/ 4	1665	10/31/19	API	004936		382872	W 111419EF	STORAGE RENTALS SC041	BANK OF AMERICA	3029	110.00
10001102	51990	UNCLASSIFIED OPERATING	20/ 5	1592	11/30/19	API	004936		386727	W 121919EF	STORAGE RENTALS SC041	BANK OF AMERICA	3095	110.00
10001102	51990	UNCLASSIFIED OPERATING	20/ 6	1944	12/31/19	API	004936		392876	W 012720EF	STORAGE RENTALS SC041	BANK OF AMERICA	3174	143.00
10001102	51990	UNCLASSIFIED OPERATING	20/ 7	1629	01/31/20	API	004936		396549	W 022020EF	STORAGE RENTALS SC041	BANK OF AMERICA	3221	143.00
10001102	51990	UNCLASSIFIED OPERATING	20/ 8	1633	02/29/20	API	004936		401429	W 031920EF	STORAGE RENTALS SC041	BANK OF AMERICA	3294	143.00
<b>10001102 Total</b>													<b>\$ 979.00</b>	
10001115	51990	UNCLASSIFIED OPERATING	20/ 1	1798	07/31/19	API	004936		371131	W 08152019	SP JOHNNIE-O INC.	BANK OF AMERICA	2861	158.25
10001115	51990	UNCLASSIFIED OPERATING	20/ 1	1798	07/31/19	API	004936		371141	W 08152019	SOUTHERN TIDE LLC	BANK OF AMERICA	2861	191.53
10001115	51990	UNCLASSIFIED OPERATING	20/ 1	1798	07/31/19	API	004936		371173	W 08152019	TOMMY BAHAMA ECOMM	BANK OF AMERICA	2861	625.95
10001115	51990	UNCLASSIFIED OPERATING	20/ 1	1798	07/31/19	API	004936		371183	W 08152019	SP JOHNNIE-O INC.	BANK OF AMERICA	2861	(77.31)
10001115	51990	UNCLASSIFIED OPERATING	20/ 5	1405	11/29/19	API	015182		385304	4314	T-SHIRTS: SAFETY GIVEAWAYS	JOHNNIE-O, INC.	955394	528.29
<b>10001115 Total</b>													<b>\$ 1,426.71</b>	
10001152	51990	UNCLASSIFIED OPERATING	20/ 2	573	08/14/19	CRP	5010	222405			DIGITAL DATA/MAP REQUEST			(675.00)
10001152	51990	UNCLASSIFIED OPERATING	20/ 3	173	09/10/19	CRP	5010	223974			MAP REQUEST			(28.00)
10001152	51990	UNCLASSIFIED OPERATING	20/ 3	173	09/10/19	CRP	5010	223975			AERIAL PHOTOGRAPHY			(5,000.00)
10001152	51990	UNCLASSIFIED OPERATING	20/ 3	864	09/27/19	CRP	5010	225701			GIS FEES			(880.00)
10001152	51990	UNCLASSIFIED OPERATING	20/ 8	1507	02/28/20	CRP	5010	237800			MAP REQUEST			(280.00)
10001152	51990	UNCLASSIFIED OPERATING	20/ 9	434	03/03/20	CRP	5010	237801			MAP REQUEST			(6,410.00)
<b>10001152 Total</b>													<b>\$ (13,273.00)</b>	
10001201	51990	PERIMETER TEAM	20/ 1	587	07/12/19	CRP	5010	219603			FUNDS DUE CITY			(50.00)
10001201	51990	PERIMETER TEAM	20/ 1	1220	07/26/19	CRP	5010	221039			GABE ADAMS			(50.00)
10001201	51990	PERIMETER TEAM	20/ 2	1271	08/29/19	CRP	5010	223754			PERIMETER TEAM EXPENSE			(50.00)
10001201	51990	PERIMETER TEAM	20/ 3	521	09/19/19	CRP	5010	224853			PAYROLL			(50.00)
10001201	51990	PERIMETER TEAM	20/ 4	177	10/02/19	CRP	5010	226007			PAYROLL			(50.00)
10001201	51990	PERIMETER TEAM	20/ 4	601	10/16/19	CRP	5010	226990			PAYROLL			(50.00)
10001201	51990	PERIMETER TEAM	20/ 4	1194	10/25/19	CRP	5010	227945			PAYROLL			(50.00)
10001201	51990	PERIMETER TEAM	20/ 5	595	11/15/19	CRP	5010	229438			DUE COUNTY			(50.00)



## Miscellaneous Expenditures.xlsx

ORG	OBJ	ACCOUNT DESC	YR/PR	JNL	EFF DATE	SRC	REF1	REF2	REF3	REF4	COMMENT	VENDOR CODE	CHECK #	AMOUNT
10001201	51990	PERIMETER TEAM	20/ 5	1035	11/25/19	CRP	5010	230213			PAYROLL			(29.00)
10001201	51990	PERIMETER TEAM	20/ 7	324	01/10/20	CRP	5010	233216			PAYROLL			(50.00)
<b>10001201 Total</b>													<b>\$ (479.00)</b>	
10001202	51990	PERIMETER TEAM	20/ 2	201	08/06/19	CRP	5010	221688			PAYROLL			(50.00)
<b>10001202 Total</b>													<b>\$ (50.00)</b>	
10001210	51990	UNCLASSIFIED OPERATING	20/ 1	1347	07/01/19	API	003092	20200016	368133	3150	FY2020 ANNUAL INSPECTION AIR -	SOUTHEAST HELICOPTER	948477	10,896.23
10001210	51990	UNCLASSIFIED OPERATING	20/ 1	1476	07/31/19	API	000693		368291	3181	#316704: 237 SEA ISLAND PKWY	BEAUFORT JASPER WAT	948299	71.00
10001210	51990	UNCLASSIFIED OPERATING	20/ 1	1544	07/31/19	GEN	AVFUEL			BCSO FUEL	TAIL # 908BC & 930BC			1,372.80
10001210	51990	UNCLASSIFIED OPERATING	20/ 1	1893	07/31/19	API	009611		371748	3356	XE600: JULY 2019	COMDATA CORPORATION	949486	568.29
10001210	51990	UNCLASSIFIED OPERATING	20/ 1	1931	07/31/19	API	000693		371969	3382	#316704: 237 SEA ISLAND PKWY	BEAUFORT JASPER WAT	949456	71.40
10001210	51990	UNCLASSIFIED OPERATING	20/ 1	2012	07/01/19	API	003092		372454	CRED MEMO	REPAIRS AIR2 - N930 BC-CREDIT	SOUTHEAST HELICOPTER	949956	(2,500.00)
10001210	51990	UNCLASSIFIED OPERATING	20/ 1	2012	07/01/19	API	003092	20200255	372456	3426	REPAIRS AIR2 - N930 BC	SOUTHEAST HELICOPTER	949956	20,075.00
10001210	51990	UNCLASSIFIED OPERATING	20/ 2	686	08/09/19	API	009406	20200251	371757	3356	ENGINE COMPRESSOR WASHER	CAROLINA GROUND SERV	949477	5,877.80
10001210	51990	UNCLASSIFIED OPERATING	20/ 2	1539	08/30/19	API	040003		375782	3617	#00782389-4:OUT OF STATE SALES	SC DEPARTMENT OF REV	2916	379.29
10001210	51990	UNCLASSIFIED OPERATING	20/ 2	1554	08/31/19	GEN	JET A			BCSO FUEL	TAIL # 908BC & 930BC			741.51
10001210	51990	UNCLASSIFIED OPERATING	20/ 2	1582	08/31/19	API	014099		376128	3635	INSTRUCTOR PILOT	CONAWAY, DONALD	951278	112.50
10001210	51990	UNCLASSIFIED OPERATING	20/ 2	1582	08/31/19	API	014099		376128	3635	INSTRUCTOR PILOT	CONAWAY, DONALD	951278	112.50
10001210	51990	UNCLASSIFIED OPERATING	20/ 2	1658	08/31/19	API	009611		376362	3653	XE600: AUGUST 2019	COMDATA CORPORATION	951276	125.83
10001210	51990	UNCLASSIFIED OPERATING	20/ 3	704	09/25/19	API	000693		377063	3684	#316704: 237 SEA ISLAND PKWY	BEAUFORT JASPER WAT	951236	71.40
10001210	51990	UNCLASSIFIED OPERATING	20/ 3	951	07/01/19	API	000385		377570	3706	INSTALL ANTENNA	SAVANNAH COMMUNICATI	951845	22.50
10001210	51990	UNCLASSIFIED OPERATING	20/ 3	1054	09/30/19	GEN	FUEL			BCSO FUEL	TAIL # 908BC & 930BC			1,011.15
10001210	51990	UNCLASSIFIED OPERATING	20/ 3	1186	09/30/19	API	009611		378805	3828	XE600: SEPTEMBER 2019	COMDATA CORPORATION	952570	232.12
10001210	51990	UNCLASSIFIED OPERATING	20/ 4	980	10/23/19	API	000693		380774	3954	#316704: 237SEA ISLAND PKWY	BEAUFORT JASPER WAT	952994	71.40
10001210	51990	UNCLASSIFIED OPERATING	20/ 4	994	10/24/19	API	012899	20200599	380810	3961	OH-58 REFERESHER SAFETY TRAINI	OLIVER ENTERPRISES,	953134	3,750.00
10001210	51990	UNCLASSIFIED OPERATING	20/ 4	1245	10/28/19	API	014777		381137	3983	L.I. HELICOPTER HANGER A/C REP	RICKY'S HEATING AND	953545	234.00
10001210	51990	UNCLASSIFIED OPERATING	20/ 4	1569	10/01/19	API	012956	20200728	382184	4084	RENEW MUNICIPAL AIRCRAFT COVER	TORELL AVIATION INS.	954046	64,406.00
10001210	51990	UNCLASSIFIED OPERATING	20/ 4	1572	10/31/19	GEN	FUEL			BCSO	TAIL #908BC & 930BC			804.43
10001210	51990	UNCLASSIFIED OPERATING	20/ 4	1647	10/31/19	API	009611		382787	4135	XE600: OCTOBER 2019	COMDATA CORPORATION	954277	88.53
10001210	51990	UNCLASSIFIED OPERATING	20/ 4	1737	10/31/19	API	040003		383908	W 11202019	#00782389-4:OUT OF STATE SALES	SC DEPARTMENT OF REV	3040	5.38
10001210	51990	UNCLASSIFIED OPERATING	20/ 4	1784	10/31/19	API	013378	20200449	384202	W 112119EF	AIR 2 N930BC INSTALL GARMIN GT	SC AVIONICS	3053	3,194.90
10001210	51990	UNCLASSIFIED OPERATING	20/ 4	2061	10/31/19	API	007349	20200686	389432	4663	HELICOPTER HELMET: TUTEN	GIBSON & BARNES	957449	3,213.41
10001210	51990	UNCLASSIFIED OPERATING	20/ 5	1277	11/30/19	API	014099		385047	4291	INSTRUCTOR PILOT: 11/22/19	CONAWAY, DONALD	955348	225.00
10001210	51990	UNCLASSIFIED OPERATING	20/ 5	1415	11/29/19	API	000693		385368	4323	#316704: 237SEA ISLAND PKWY	BEAUFORT JASPER WAT	955318	71.40
10001210	51990	UNCLASSIFIED OPERATING	20/ 5	1434	11/30/19	API	009611		385464	4338	XE600: NOVEMBER 2019	COMDATA CORPORATION	955672	721.17
10001210	51990	UNCLASSIFIED OPERATING	20/ 5	1453	11/01/19	API	003092	20200737	385593	4339	ANNUAL INSPECTION UNIT 908BC/M	SOUTHEAST HELICOPTER	955880	8,177.69
10001210	51990	UNCLASSIFIED OPERATING	20/ 5	1481	11/30/19	API	050472		385774	4372	REIMBURSE FLIGHT PHYSICAL	BAXLEY, WILLIAM N.	955637	110.00
10001210	51990	UNCLASSIFIED OPERATING	20/ 5	1500	11/30/19	API	050472		385862	4377	REIMBURSE LODGING - FLIGHT PHY	BAXLEY, WILLIAM N.	955637	156.22
10001210	51990	UNCLASSIFIED OPERATING	20/ 5	1537	11/30/19	GEN	FUEL			BCSO FUEL	TAIL #930BC & 908BC			629.16

## Miscellaneous Expenditures.xlsx

ORG	OBJ	ACCOUNT DESC	YR/PR	JNL	EFF DATE	SRC	REF1	REF2	REF3	REF4	COMMENT	VENDOR CODE	CHECK #	AMOUNT
10001210	51990	UNCLASSIFIED OPERATING	20/ 5	1624	11/30/19	API	040003		386120	4403	#00782389-4:OUT OF STATE SALES	SC DEPARTMENT OF REV	3110	4.09
10001210	51990	UNCLASSIFIED OPERATING	20/ 6	1457	12/30/19	API	000693		387885	4526	#316704: 237SEA ISLAND PKWY	BEAUFORT JASPER WAT	956328	71.40
10001210	51990	UNCLASSIFIED OPERATING	20/ 6	1747	12/31/19	GEN	FUEL			BCSO FUEL	TAIL # 908BC & 930BC			638.15
10001210	51990	UNCLASSIFIED OPERATING	20/ 6	1884	12/31/19	API	009611		390518	4710	XE600: DECEMBER 2019	COMDATA CORPORATION	957873	136.65
10001210	51990	UNCLASSIFIED OPERATING	20/ 7	616	01/22/20	API	014099		389960	4699	INSTRUCTOR PILOT: 1/9/2020	CONAWAY, DONALD	957875	300.00
10001210	51990	UNCLASSIFIED OPERATING	20/ 7	1124	01/30/20	API	000693		393757	4803	#316704: 237 SEA ISLAND PKWY	BEAUFORT JASPER WAT	958207	71.40
10001210	51990	UNCLASSIFIED OPERATING	20/ 7	1511	01/31/20	API	009611		395664	4961	XE600: JANUARY 2020	COMDATA CORPORATION	960133	1,809.50
10001210	51990	UNCLASSIFIED OPERATING	20/ 7	1609	01/31/20	API	040003		396262	4971	#00782389-4:OUT OF STATE SALES	SC DEPARTMENT OF REV	3217	220.44
10001210	51990	UNCLASSIFIED OPERATING	20/ 7	1729	01/31/20	GEN	FUEL			BCSO FUEL	TAIL # 908BC & 930BC			638.15
10001210	51990	UNCLASSIFIED OPERATING	20/ 8	22	02/28/20	API	040276		388870	4633	PER DIEM-GAINESVILLE	TUTEN, ROBERT	959529	74.00
10001210	51990	UNCLASSIFIED OPERATING	20/ 8	22	02/28/20	API	050472		388872	4633	PER DIEM-GAINESVILLE	BAXLEY, WILLIAM N.	959268	74.00
10001210	51990	UNCLASSIFIED OPERATING	20/ 8	22	02/28/20	API	012922		388873	4633	PER DIEM-GAINESVILLE	DICKMAN, JEREMY	959328	74.00
10001210	51990	UNCLASSIFIED OPERATING	20/ 8	23	02/28/20	APM	041526		388874	APM	PER DIEM-GAINESVILLE	RUNNION, CHARLES		74.00
10001210	51990	UNCLASSIFIED OPERATING	20/ 8	523	02/12/20	CRP	5010	235797			INSURANCE REIMBURSEMENTS			(1,805.00)
10001210	51990	UNCLASSIFIED OPERATING	20/ 8	1149	02/27/20	API	000693		399024	5076	#316704: 237 SEA ISLAND PKWY	BEAUFORT JASPER WAT	960602	71.40
10001210	51990	UNCLASSIFIED OPERATING	20/ 8	1305	02/29/20	GEN	FUEL			BCSO FUEL	TAIL # 908BC			171.20
10001210	51990	UNCLASSIFIED OPERATING	20/ 8	1433	02/28/20	API	009611		400289	5168	XE600: FEBRUARY 2020	COMDATA CORPORATION	962013	31.03
10001210	51990	UNCLASSIFIED OPERATING	20/ 9	135	03/31/20	APM	041526		388874	APM	PER DIEM-GAINESVILLE	RUNNION, CHARLES		(74.00)
10001210	51990	UNCLASSIFIED OPERATING	20/ 9	901	03/26/20	API	000693		402949	5315	#316704: 237 SEA ISLAND PKWY	BEAUFORT JASPER WAT	963362	71.40
10001210	51990	UNCLASSIFIED OPERATING	20/ 9	1137	03/31/20	API	008132		404085	5371	4FT STRIP 2LT LED	LOWE'S COMPANIES INC	964354	45.73
10001210	51990	UNCLASSIFIED OPERATING	20/ 9	1309	03/31/20	API	009611		404942	5442	XE600: MARCH 2020	COMDATA CORPORATION	964544	(515.28)
10001210	51990	UNCLASSIFIED OPERATING	20/ 9	1311	03/31/20	GEN	FUEL			BCSO FUEL	TAIL # 908BC & 930BC			624.67
10001210	51990	UNCLASSIFIED OPERATING	20/10	314	04/14/20	API	014099		404748	5423	INSTRUCTOR PILOT: 3/19/20, 3/2	CONAWAY, DONALD	964545	637.50
10001210	51990	UNCLASSIFIED OPERATING	20/10	333	04/15/20	API	013378		404891	W 041620EF	AVIATION SOFTWARE, PARTS	SC AVIONICS	3358	1,175.00
<b>10001210 Total</b>													<b>\$ 129,719.44</b>	
10001250	51990	REIMBURSEMENTS	20/ 2	1332	08/29/19	CRP	5010	223795			BORDING OF PRISONERS			(2,041.65)
10001250	51990	REIMBURSEMENTS	20/ 3	236	09/12/19	CRP	5010	224094			BOARDING OF PRISONERS			(680.55)
10001250	51990	REIMBURSEMENTS	20/ 6	729	12/19/19	CRP	5010	231954			BOARDING OF PRISONERS			(453.70)
10001250	51990	REIMBURSEMENTS	20/ 7	207	01/07/20	CRP	5010	232970			BOARDING OF PRISONERS			(725.92)
<b>10001250 Total</b>													<b>\$ (3,901.82)</b>	
10001270	51990	UNCLASSIFIED OPERATING	20/ 1	2471	07/31/19	API	013417		382076	4081	WASTE DISPOSAL SERVICES	AMERICAN PRIDE WASTE	953829	301.05
10001270	51990	UNCLASSIFIED OPERATING	20/ 3	1501	09/30/19	API	013417		382081	4081	WASTE DISPOSAL SERVICES	AMERICAN PRIDE WASTE	953829	457.87
10001270	51990	UNCLASSIFIED OPERATING	20/ 3	1716	09/30/19	API	012790		397160	5009	ANIMAL SHELTER: SEPT 2019	ESTATE MANAGEMENT	960149	267.04
10001270	51990	UNCLASSIFIED OPERATING	20/ 7	1962	01/31/20	APM	004936		396767	APM	LOWES #00907	BANK OF AMERICA	3221	109.97
10001270	51990	UNCLASSIFIED OPERATING	20/ 8	620	02/18/20	API	012790		396255	4970	ANIMAL SHELTER: FEB 2020	ESTATE MANAGEMENT	960149	99.06
10001270	51990	UNCLASSIFIED OPERATING	20/ 9	1155	03/30/20	API	013417		404140	5376	WASTE DISPOSAL - 173 PEACHES H	AMERICAN PRIDE WASTE	964282	428.14
<b>10001270 Total</b>													<b>\$ 1,663.13</b>	
10001302	51990	UNCLASSIFIED OPERATING	20/ 9	1309	03/31/20	API	004816		404952	5442	#875088620207539: PUBLIC WORKS	CRYSTAL SPRINGS WATE	964548	94.18

## Miscellaneous Expenditures.xlsx

ORG	OBJ	ACCOUNT DESC	YR/PR	JNL	EFF DATE	SRC	REF1	REF2	REF3	REF4	COMMENT	VENDOR CODE	CHECK #	AMOUNT
<b>10001302 Total</b>													<b>\$</b>	<b>94.18</b>
10001310	51990	UNCLASSIFIED OPERATING	20/ 4	1665	10/31/19	API	004936		382998	W 111419EF	LOWES #01521	BANK OF AMERICA	3029	24.12
10001310	51990	UNCLASSIFIED OPERATING	20/ 4	1665	10/31/19	API	004936		383331	W 111419EF	LOWES #01521	BANK OF AMERICA	3029	15.53
10001310	51990	UNCLASSIFIED OPERATING	20/ 6	1944	12/31/19	API	004936		392978	W 012720EF	LOWES #01521	BANK OF AMERICA	3174	10.85
<b>10001310 Total</b>													<b>\$</b>	<b>50.50</b>
10001311	51990	UNCLASSIFIED OPERATING	20/ 1	1045	07/23/19	API	000644		367354	3041	INSECT SPRAY	HILL MANUFACTURING C	947973	149.04
10001311	51990	UNCLASSIFIED OPERATING	20/ 1	1120	07/24/19	API	007439		367427	3056	DUST MASK	NORTHERN SAFETY CO.,	948014	83.31
10001311	51990	UNCLASSIFIED OPERATING	20/ 1	1512	07/31/19	API	000200		368300	3180	WASP SPRAY	GRAINGER	948373	52.01
10001311	51990	UNCLASSIFIED OPERATING	20/ 1	1512	07/31/19	API	003497		368307	3180	WASP SPRAY	GRAYCO HOME CENTER I	948375	24.33
10001311	51990	UNCLASSIFIED OPERATING	20/ 1	1616	07/31/19	API	007439		368798	3211	CAUTION TAPE	NORTHERN SAFETY CO.,	948857	130.78
10001311	51990	UNCLASSIFIED OPERATING	20/ 2	608	08/15/19	API	000200		371608	3327	INSECT REPELLENT	GRAINGER	949528	42.38
10001311	51990	UNCLASSIFIED OPERATING	20/ 2	1626	08/31/19	API	004936		376787	W 09242019	LOWES #01521	BANK OF AMERICA	2940	44.74
10001311	51990	UNCLASSIFIED OPERATING	20/ 3	661	09/19/19	API	014735		377015	3676	BOOT ALLOWANCE	EUGENE, TERRANCE	951297	100.00
10001311	51990	UNCLASSIFIED OPERATING	20/ 3	1181	09/30/19	API	003497		378768	3825	FIRE ANT KILLER	GRAYCO HOME CENTER I	952621	8.55
10001311	51990	UNCLASSIFIED OPERATING	20/ 3	1283	09/30/19	API	004936		379574	W 101719EF	WALMART.COM 8009666546	BANK OF AMERICA	2983	57.77
10001311	51990	UNCLASSIFIED OPERATING	20/ 3	1283	09/30/19	API	004936		379575	W 101719EF	WALMART.COM 8009666546	BANK OF AMERICA	2983	30.77
10001311	51990	UNCLASSIFIED OPERATING	20/ 3	1283	09/30/19	API	004936		379632	W 101719EF	LOWES #01521	BANK OF AMERICA	2983	40.20
10001311	51990	UNCLASSIFIED OPERATING	20/ 3	1283	09/30/19	API	004936		379839	W 101719EF	LOVETT'S TRADIN POST	BANK OF AMERICA	2983	100.00
10001311	51990	UNCLASSIFIED OPERATING	20/ 3	1283	09/30/19	API	004936		379868	W 101719EF	THE BOOTJACK INC	BANK OF AMERICA	2983	99.99
10001311	51990	UNCLASSIFIED OPERATING	20/ 4	776	10/18/19	API	014738		380236	3919	REIMBURSEMENT: BOOTS	BRANTLEY, CHRIS	953007	100.00
10001311	51990	UNCLASSIFIED OPERATING	20/ 4	1387	10/31/19	API	007852		381734	4041	SAFETY STRAPS	STAPLES BUSINESS ADV	953574	16.22
10001311	51990	UNCLASSIFIED OPERATING	20/ 4	1665	10/31/19	API	004936		383090	W 111419EF	LOWES #01521	BANK OF AMERICA	3029	23.52
10001311	51990	UNCLASSIFIED OPERATING	20/ 5	897	11/25/19	API	007439		384575	4244	RESPIRATOR MASK /DUST MASK /DI	NORTHERN SAFETY CO.,	955148	110.34
10001311	51990	UNCLASSIFIED OPERATING	20/ 5	897	11/25/19	API	007439		384580	4244	ALCOHOL PREP PAD	NORTHERN SAFETY CO.,	955148	16.72
10001311	51990	UNCLASSIFIED OPERATING	20/ 5	1166	11/27/19	API	007439		384822	4278	RUF FLEX GLOVES	NORTHERN SAFETY CO.,	955422	45.67
10001311	51990	UNCLASSIFIED OPERATING	20/ 5	1166	11/27/19	API	007439		384823	4278	BUFERED EYE WASH	NORTHERN SAFETY CO.,	955422	24.50
10001311	51990	UNCLASSIFIED OPERATING	20/ 5	1246	11/30/19	API	000200		384972	4288	DISPOSABLE GLOVES	GRAINGER	955372	135.60
10001311	51990	UNCLASSIFIED OPERATING	20/ 5	1484	11/29/19	API	007439		385850	4374	TIE DOWN RCHT STRAPS /DUST MAS	NORTHERN SAFETY CO.,	955798	109.85
10001311	51990	UNCLASSIFIED OPERATING	20/ 6	1827	12/31/19	API	007439		389607	4679	GLOVES	NORTHERN SAFETY CO.,	957508	96.66
10001311	51990	UNCLASSIFIED OPERATING	20/ 6	1861	12/31/19	API	000200		389938	4695	WASP SPRAY	GRAINGER	957901	52.01
10001311	51990	UNCLASSIFIED OPERATING	20/ 7	100	01/03/20	API	007439		387910	4557	DUST MASKS	NORTHERN SAFETY CO.,	957045	83.31
10001311	51990	UNCLASSIFIED OPERATING	20/ 7	693	01/23/20	API	007439		390691	CRED MEMO	HYDROCRTSN CREAM /STING RELIEF	NORTHERN SAFETY CO.,	957950	(70.11)
10001311	51990	UNCLASSIFIED OPERATING	20/ 7	693	01/23/20	API	007439		390693	CRED MEMO	EYE WASH	NORTHERN SAFETY CO.,	957950	(41.29)
10001311	51990	UNCLASSIFIED OPERATING	20/ 7	693	01/23/20	API	007439		390694	4718	H.CRTSONE CRM /EYE WSH /STING	NORTHERN SAFETY CO.,	957950	111.40
10001311	51990	UNCLASSIFIED OPERATING	20/ 7	693	01/23/20	API	007439		390698	4718	1ST AID CRM /EYE WASH /STNG RE	NORTHERN SAFETY CO.,	957950	107.40
10001311	51990	UNCLASSIFIED OPERATING	20/ 7	693	01/23/20	API	007439		390699	4718	DUST MASK /EYE WASH /GAUZE COM	NORTHERN SAFETY CO.,	957950	80.65
10001311	51990	UNCLASSIFIED OPERATING	20/ 7	1198	01/31/20	API	003497		394188	4816	WATER, SHOP TOWELS	GRAYCO HOME CENTER I	958798	26.05
10001311	51990	UNCLASSIFIED OPERATING	20/ 7	1498	01/31/20	API	000200		395612	4951	FLASH HOOD, GLOVES, TOOL BAG,	GRAINGER	959356	789.57

## Miscellaneous Expenditures.xlsx

ORG	OBJ	ACCOUNT DESC	YR/PR	JNL	EFF DATE	SRC	REF1	REF2	REF3	REF4	COMMENT	VENDOR CODE	CHECK #	AMOUNT
10001311	51990	UNCLASSIFIED OPERATING	20/ 7	1565	01/31/20	API	007439		396317	4968	VENTED HARDHAT EMBLEMS	NORTHERN SAFETY CO.,	960217	279.82
10001311	51990	UNCLASSIFIED OPERATING	20/ 8	1147	02/27/20	API	013246		399037	5078	COVERALLS	R.E. MICHEL CO	961535	17.72
10001311	51990	UNCLASSIFIED OPERATING	20/ 8	1281	02/29/20	API	000200		399406	5101	DISPOSABLE GLOVES	GRAINGER	961453	54.19
10001311	51990	UNCLASSIFIED OPERATING	20/ 8	1344	02/28/20	API	007439		399597	5120	PURELL /ACTIVGEL /TRUCK & TRAI	NORTHERN SAFETY CO.,	961517	102.78
10001311	51990	UNCLASSIFIED OPERATING	20/ 8	1344	02/28/20	API	007439		399599	5120	TIE DOWN RACHET /DEEP WOODS OF	NORTHERN SAFETY CO.,	961517	119.22
10001311	51990	UNCLASSIFIED OPERATING	20/ 8	1429	02/28/20	API	005705		400159	5159	GLOVES, GLOVE BAG	BEAUFORT WINLECTRIC	961988	219.97
10001311	51990	UNCLASSIFIED OPERATING	20/ 8	1429	02/28/20	API	005705		400165	5159	GLOVES	BEAUFORT WINLECTRIC	961988	37.99
10001311	51990	UNCLASSIFIED OPERATING	20/ 8	1633	02/29/20	API	004936		401364	W 031920EF	LOWES #01521	BANK OF AMERICA	3294	14.46
10001311	51990	UNCLASSIFIED OPERATING	20/ 9	891	03/25/20	API	007439		903859036	5309	DEEP WOODS OFF DARK /BRUSH /BO	NORTHERN SAFETY CO.,	963462	90.64
10001311	51990	UNCLASSIFIED OPERATING	20/ 9	917	03/25/20	API	003497		402847	5310	GERMICIDE	GRAYCO HOME CENTER I	963411	33.30
10001311	51990	UNCLASSIFIED OPERATING	20/ 9	917	03/25/20	API	003497		402854	5310	GERMICIDE	GRAYCO HOME CENTER I	963411	60.94
10001311	51990	UNCLASSIFIED OPERATING	20/ 9	917	03/25/20	API	015007		402898	5310	HAND SANITIZER	HOME DEPOT USA	963424	55.94
10001311	51990	UNCLASSIFIED OPERATING	20/ 9	1071	03/30/20	API	000200		403682	5350	GLOVES	GRAINGER	963755	84.55
10001311	51990	UNCLASSIFIED OPERATING	20/ 9	1071	03/30/20	API	003497		403690	5350	WASP SPRAY, HANGING KIT, FASTE	GRAYCO HOME CENTER I	963756	30.84
10001311	51990	UNCLASSIFIED OPERATING	20/ 9	1072	03/31/20	API	007439		403751	5356	DEEP WOOD OFF SPRAY	NORTHERN SAFETY CO.,	963784	70.97
10001311	51990	UNCLASSIFIED OPERATING	20/ 9	1281	03/31/20	API	000200		404725	5429	GLOVES	GRAINGER	964573	84.55
10001311	51990	UNCLASSIFIED OPERATING	20/ 9	1292	03/31/20	API	015007		404830	5435	PURELL	HOME DEPOT USA	964585	48.02
10001311	51990	UNCLASSIFIED OPERATING	20/ 9	1292	03/31/20	API	009718		404858	5435	PURELL	MSC INDUSTRIAL SUPPL	964602	508.46
10001311	51990	UNCLASSIFIED OPERATING	20/ 9	1317	04/15/20	API	007204		404836	5436	INSECT REPELLENT	ULINE	964652	195.88
<b>10001311 Total</b>													<b>\$ 4,892.18</b>	
10001312	51990	UNCLASSIFIED OPERATING	20/ 1	1798	07/31/19	API	004936		371289	W 08152019	LOWES #01521	BANK OF AMERICA	2861	343.78
10001312	51990	UNCLASSIFIED OPERATING	20/ 1	1947	07/31/19	API	007439		372102	3394	MASK /SAFETY GLASS /EARPLUGS	NORTHERN SAFETY CO.,	949574	300.69
10001312	51990	UNCLASSIFIED OPERATING	20/ 1	2046	07/31/19	API	007439		372928	3454	LIT GRABBER /SAFETY GLASSES AN	NORTHERN SAFETY CO.,	950076	950.65
10001312	51990	UNCLASSIFIED OPERATING	20/ 2	520	08/01/19	API	000392		370756	3302	JESSICA HAYNES DEDUCTIBLE 08/0	SFAA(STATE INS RES)	949245	250.00
10001312	51990	UNCLASSIFIED OPERATING	20/ 2	1169	08/30/19	API	007439		372939	3457	SANITIZER /TISSUE /RAINSUIT /T	NORTHERN SAFETY CO.,	950076	841.56
10001312	51990	UNCLASSIFIED OPERATING	20/ 2	1626	08/31/19	API	004936		376557	W 09242019	WM SUPERCENTER #1383	BANK OF AMERICA	2940	41.70
10001312	51990	UNCLASSIFIED OPERATING	20/ 2	1657	08/01/19	API	000392		377028	3670	CLAIM#D1256- ROGER QUINN-DEDUC	SFAA(STATE INS RES)	951429	250.00
10001312	51990	UNCLASSIFIED OPERATING	20/ 3	1166	09/01/19	API	000392		378600	3807	CLAIM#D2183-BARBARA SCHINER-DE	SFAA(STATE INS RES)	952334	250.00
10001312	51990	UNCLASSIFIED OPERATING	20/ 3	1204	09/30/19	API	007439		378960	3839	DISP FIRE EXTING /PATHOGEN KIT	NORTHERN SAFETY CO.,	952701	282.07
10001312	51990	UNCLASSIFIED OPERATING	20/ 3	1204	09/30/19	API	007439		378963	3839	SKULL CAP / LEATHER GLOVES	NORTHERN SAFETY CO.,	952701	136.51
10001312	51990	UNCLASSIFIED OPERATING	20/ 3	1283	09/30/19	API	004936		379372	W 101719EF	WAL-MART #7181	BANK OF AMERICA	2983	24.05
10001312	51990	UNCLASSIFIED OPERATING	20/ 3	1308	09/30/19	API	007439		380131	3909	VESTS /EYEWEAR /MASKS /TOWEL /	NORTHERN SAFETY CO.,	953131	1,185.56
10001312	51990	UNCLASSIFIED OPERATING	20/ 4	761	10/18/19	API	007439		380170	CRED MEMO	RETURNS: SKULL CAP	NORTHERN SAFETY CO.,	953131	(87.31)
10001312	51990	UNCLASSIFIED OPERATING	20/ 4	1665	10/31/19	API	004936		383082	W 111419EF	WM SUPERCENTER #1383	BANK OF AMERICA	3029	114.88
10001312	51990	UNCLASSIFIED OPERATING	20/ 4	1665	10/31/19	API	004936		383113	W 111419EF	LOWES #01521	BANK OF AMERICA	3029	305.30
10001312	51990	UNCLASSIFIED OPERATING	20/ 4	1665	10/31/19	API	004936		383150	W 111419EF	WM SUPERCENTER #1383	BANK OF AMERICA	3029	62.49
10001312	51990	UNCLASSIFIED OPERATING	20/ 4	1665	10/31/19	API	004936		383170	W 111419EF	WM SUPERCENTER #728	BANK OF AMERICA	3029	72.16
10001312	51990	UNCLASSIFIED OPERATING	20/ 4	1665	10/31/19	API	004936		383266	W 111419EF	TRANSPORTATION SAFETY AP	BANK OF AMERICA	3029	500.00



## Miscellaneous Expenditures.xlsx

ORG	OBJ	ACCOUNT DESC	YR/PR	JNL	EFF DATE	SRC	REF1	REF2	REF3	REF4	COMMENT	VENDOR CODE	CHECK #	AMOUNT
10001312	51990	UNCLASSIFIED OPERATING	20/ 4	1665	10/31/19	API	004936		383268	W 111419EF	TRANSPORTATION SAFETY AP	BANK OF AMERICA	3029	957.60
10001312	51990	UNCLASSIFIED OPERATING	20/ 4	1665	10/31/19	API	004936		383292	W 111419EF	TRANSPORTATION SAFETY AP	BANK OF AMERICA	3029	291.75
10001312	51990	UNCLASSIFIED OPERATING	20/ 4	1665	10/31/19	API	004936		383353	W 111419EF	4IMPRINT	BANK OF AMERICA	3029	223.29
10001312	51990	UNCLASSIFIED OPERATING	20/ 5	1592	11/30/19	API	004936		386760	W 121919EF	WM SUPERCENTER #1383	BANK OF AMERICA	3095	69.13
10001312	51990	UNCLASSIFIED OPERATING	20/ 5	1592	11/30/19	API	004936		386776	W 121919EF	TRANSPORTATION SAFETY AP	BANK OF AMERICA	3095	220.21
10001312	51990	UNCLASSIFIED OPERATING	20/ 6	1944	12/31/19	API	004936		393199	W 012720EF	WM SUPERCENTER #1383	BANK OF AMERICA	3174	48.11
10001312	51990	UNCLASSIFIED OPERATING	20/ 7	959	02/01/20	API	000392		393527	4774	CLAIM#D3002-BARBARA MARUCA- IN	SFAA(STATE INS RES)	958379	250.00
10001312	51990	UNCLASSIFIED OPERATING	20/ 8	1633	02/29/20	API	004936		401473	W 031920EF	LOWES #01521	BANK OF AMERICA	3294	241.19
10001312	51990	UNCLASSIFIED OPERATING	20/ 9	1050	03/30/20	API	007439		403263	5337	DELUXE MESH VEST	NORTHERN SAFETY CO.,	963784	1,337.44
<b>10001312 Total</b>													<b>\$</b>	<b>9,462.81</b>
10001321	51990	UNCLASSIFIED OPERATING	20/ 9	231	03/10/20	API	014826		400299	5171	CARPORT REPAIR	FENDERS AT LAUREL BA	962031	219.38
<b>10001321 Total</b>													<b>\$</b>	<b>219.38</b>
10001340	51990	UNCLASSIFIED OPERATING	20/ 1	796	07/17/19	API	007439	20200115	366147	2988	GATORADE POWDER	NORTHERN SAFETY CO.,	947655	187.89
10001340	51990	UNCLASSIFIED OPERATING	20/ 1	1959	07/01/19	API	000392		372123	3390	CLAIM# D0694-JEFFREY J DECOTA-	SFAA(STATE INS RES)	949630	250.00
10001340	51990	UNCLASSIFIED OPERATING	20/ 2	550	08/15/19	API	007439	20200115	371405	3325	RESPIRATOR /RUFFLEX AIR GLOVES	NORTHERN SAFETY CO.,	949206	176.74
10001340	51990	UNCLASSIFIED OPERATING	20/ 3	482	09/19/19	API	007439	20200115	375889	3621	INSULATED PIGSKIN SAFETY CUF A	NORTHERN SAFETY CO.,	950896	255.13
10001340	51990	UNCLASSIFIED OPERATING	20/ 4	346	10/14/19	API	004524	20200596	378991	3842	CONCRETE BARRIER	LOWCOUNTRY CONCRETE	952677	2,546.60
10001340	51990	UNCLASSIFIED OPERATING	20/ 4	761	10/18/19	API	007439	20200115	380167	3917	RUFFLEX AIR GLOVES	NORTHERN SAFETY CO.,	953131	196.45
10001340	51990	UNCLASSIFIED OPERATING	20/ 4	1569	11/01/19	API	013179		382232	4084	RAINCOATS/REFLECTIVE SAFETY RA	TRANSPORTATION SAF	954047	211.80
10001340	51990	UNCLASSIFIED OPERATING	20/ 4	1627	10/31/19	API	013401		382622	4127	FIRST AID SUPPLIES: DOC	CINTAS FIRST AID & S	954270	1,204.40
10001340	51990	UNCLASSIFIED OPERATING	20/ 4	1665	10/31/19	API	004936		383254	W 111419EF	THOMAS CONCRETE-COASTA	BANK OF AMERICA	3029	1,118.15
10001340	51990	UNCLASSIFIED OPERATING	20/ 5	557	11/01/19	API	013179		383568	4149	RAIN PANT/RAIN PARKA	TRANSPORTATION SAF	954445	20.32
10001340	51990	UNCLASSIFIED OPERATING	20/ 5	675	08/01/19	API	013179		383932	4186	RAIN PANT/RAIN PARKAS	TRANSPORTATION SAF	954867	120.88
10001340	51990	UNCLASSIFIED OPERATING	20/ 5	874	11/22/19	API	007439	20200115	384395	4240	JERSEY GLOVES /E-BLAST EYEWEAR	NORTHERN SAFETY CO.,	955148	253.20
10001340	51990	UNCLASSIFIED OPERATING	20/ 5	1427	11/29/19	API	007439	20200115	385411	4333	NS PREM PLUS	NORTHERN SAFETY CO.,	955798	159.43
10001340	51990	UNCLASSIFIED OPERATING	20/ 5	1592	11/30/19	API	004936		386692	W 121919EF	THOMAS CONCRETE-COASTA	BANK OF AMERICA	3095	690.15
10001340	51990	UNCLASSIFIED OPERATING	20/ 6	1139	12/30/19	API	007439	20200115	387593	4520	PVC/NYLON RAINCOATS	NORTHERN SAFETY CO.,	956422	184.36
10001340	51990	UNCLASSIFIED OPERATING	20/ 6	1516	12/31/19	API	007439	20200115	388297	4562	VESTS TWO TONE	NORTHERN SAFETY CO.,	957045	626.92
10001340	51990	UNCLASSIFIED OPERATING	20/ 6	2202	12/31/19	API	007439	20200115	396314	4968	RAIN COATS	NORTHERN SAFETY CO.,	960217	51.96
10001340	51990	UNCLASSIFIED OPERATING	20/ 7	693	01/23/20	API	007439	20200115	390611	4718	GLOVES	NORTHERN SAFETY CO.,	957950	62.15
10001340	51990	UNCLASSIFIED OPERATING	20/ 7	693	01/23/20	API	007439	20200115	390615	4718	NORTH RU6500 RESPIRATOR /MULTI	NORTHERN SAFETY CO.,	957950	192.90
10001340	51990	UNCLASSIFIED OPERATING	20/ 7	693	01/23/20	API	007439	20200115	390621	4718	NORTH RU6500 RESPIRATOR / MULT	NORTHERN SAFETY CO.,	957950	192.90
10001340	51990	UNCLASSIFIED OPERATING	20/ 7	693	01/23/20	API	007439	20200115	390624	4718	GLOVES	NORTHERN SAFETY CO.,	957950	93.22
10001340	51990	UNCLASSIFIED OPERATING	20/ 7	1259	01/01/20	API	013179		394239	4822	RAIN PANTS	TRANSPORTATION SAF	958906	20.32
10001340	51990	UNCLASSIFIED OPERATING	20/ 7	1259	01/01/20	API	013179		394240	4822	RAIN PARKAS/RAIN PANTS	TRANSPORTATION SAF	958906	149.34
10001340	51990	UNCLASSIFIED OPERATING	20/ 7	1308	01/31/20	API	007439	20200115	394246	4823	ACTIVGARD /EYEWEAR	NORTHERN SAFETY CO.,	958840	75.17
10001340	51990	UNCLASSIFIED OPERATING	20/ 7	1564	01/31/20	API	013401		396326	4975	MEDICATIONS	CINTAS FIRST AID & S	960127	135.85
10001340	51990	UNCLASSIFIED OPERATING	20/ 7	1565	01/31/20	API	007439	20200115	396218	4968	RAIN COATS	NORTHERN SAFETY CO.,	960217	75.66

## Miscellaneous Expenditures.xlsx

ORG	OBJ	ACCOUNT DESC	YR/PR	JNL	EFF DATE	SRC	REF1	REF2	REF3	REF4	COMMENT	VENDOR CODE	CHECK #	AMOUNT
10001340	51990	UNCLASSIFIED OPERATING	20/ 8	635	02/18/20	API	007439	20200115	396334	4976	GLOVES /RESPIRATOR	NORTHERN SAFETY CO.,	960217	227.70
10001340	51990	UNCLASSIFIED OPERATING	20/ 9	706	03/18/20	API	007439	20200115	401246	5251	GLOVES /LOW DENSITY100/CS	NORTHERN SAFETY CO.,	962593	607.89
<b>10001340 Total</b>													<b>\$ 10,087.48</b>	
10001400	51990	UNCLASSIFIED OPERATING	20/ 2	1657	08/01/19	API	000392		377026	3670	CLAIM#D1899- GREG HUNT-DEDUCTI	SFAA(STATE INS RES)	951428	250.00
<b>10001400 Total</b>													<b>\$ 250.00</b>	
10001600	51990	UNCLASSIFIED OPERATING	20/ 1	2591	07/31/19	APM	000547		373362	APM	PROFESSIONAL SVCS: 12329 TAB	HOWELL GIBSON & HUGH	950408	144.00
10001600	51990	UNCLASSIFIED OPERATING	20/ 1	2592	07/31/19	APM	000547		365098	APM	BC-SANDLAPPER HILL(TO) JUNE19	HOWELL GIBSON & HUGH	947170	1,491.00
10001600	51990	UNCLASSIFIED OPERATING	20/ 1	2593	07/31/19	APM	000547		361484	APM	FILE NO. 12329 TAB: 4/22/19 -	HOWELL GIBSON & HUGH	945714	1,381.00
10001600	51990	UNCLASSIFIED OPERATING	20/ 1	2594	07/31/19	APM	000547		359254	APM	FILE NO: 12329 TAB-APR19	HOWELL GIBSON & HUGH	943913	486.00
10001600	51990	UNCLASSIFIED OPERATING	20/ 3	1283	09/30/19	API	004936		379414	W 101719EF	APL ITUNES.COM/BILL	BANK OF AMERICA	2983	1.99
10001600	51990	UNCLASSIFIED OPERATING	20/ 4	438	10/04/19	CRP	5010	226264			SEPT P-CARD REIMBURSEMENT			(1.99)
10001600	51990	UNCLASSIFIED OPERATING	20/ 4	1988	10/31/19	API	000547		386610	4437	LEGAL SERVICES: 12329 TAB	HOWELL GIBSON & HUGH	956158	217.75
10001600	51990	UNCLASSIFIED OPERATING	20/ 4	2050	10/31/19	API	000547	20200877	388718	4608	LEGAL SERVICES: 12329 TAB	HOWELL GIBSON & HUGH	956992	1,797.25
10001600	51990	UNCLASSIFIED OPERATING	20/ 5	1592	11/30/19	API	004936		386965	W 121919EF	INDCON INC	BANK OF AMERICA	3095	514.50
10001600	51990	UNCLASSIFIED OPERATING	20/ 5	1592	11/30/19	API	004936		386970	W 121919EF	INDCON INC.	BANK OF AMERICA	3095	843.27
10001600	51990	UNCLASSIFIED OPERATING	20/ 5	1592	11/30/19	API	004936		386980	W 121919EF	HARBOR FREIGHT	BANK OF AMERICA	3095	329.33
10001600	51990	UNCLASSIFIED OPERATING	20/ 5	1592	11/30/19	API	004936		386993	W 121919EF	HARBOR FREIGHT	BANK OF AMERICA	3095	1,287.19
10001600	51990	UNCLASSIFIED OPERATING	20/ 5	1592	11/30/19	API	004936		387011	W 121919EF	HARBOR FREIGHT	BANK OF AMERICA	3095	299.14
10001600	51990	UNCLASSIFIED OPERATING	20/ 6	1770	12/31/19	API	000547		389416	4661	LEGAL SERVICES: 12329 TAB	HOWELL GIBSON & HUGH	957469	126.00
10001600	51990	UNCLASSIFIED OPERATING	20/ 6	1944	12/31/19	API	004936		393172	W 012720EF	HARBOR FREIGHT	BANK OF AMERICA	3174	322.92
10001600	51990	UNCLASSIFIED OPERATING	20/ 6	1944	12/31/19	API	004936		393179	W 012720EF	HARBOR FREIGHT	BANK OF AMERICA	3174	322.92
10001600	51990	UNCLASSIFIED OPERATING	20/ 6	1944	12/31/19	API	004936		393180	W 012720EF	HARBOR FREIGHT	BANK OF AMERICA	3174	322.92
10001600	51990	UNCLASSIFIED OPERATING	20/ 6	1944	12/31/19	API	004936		393183	W 012720EF	HARBOR FREIGHT	BANK OF AMERICA	3174	322.92
10001600	51990	UNCLASSIFIED OPERATING	20/ 6	1944	12/31/19	API	004936		393184	W 012720EF	HARBOR FREIGHT	BANK OF AMERICA	3174	(1,287.19)
10001600	51990	UNCLASSIFIED OPERATING	20/ 6	1944	12/31/19	API	004936		393186	W 012720EF	CLAIM ADJ/INDCON INC.	BANK OF AMERICA	3174	(843.27)
10001600	51990	UNCLASSIFIED OPERATING	20/ 6	1944	12/31/19	API	004936		393188	W 012720EF	HARBOR FREIGHT	BANK OF AMERICA	3174	322.92
10001600	51990	UNCLASSIFIED OPERATING	20/ 6	1944	12/31/19	API	004936		393190	W 012720EF	HARBOR FREIGHT	BANK OF AMERICA	3174	583.18
10001600	51990	UNCLASSIFIED OPERATING	20/ 6	1944	12/31/19	API	004936		393200	W 012720EF	HARBOR FREIGHT	BANK OF AMERICA	3174	322.92
10001600	51990	UNCLASSIFIED OPERATING	20/ 6	1944	12/31/19	API	004936		393204	W 012720EF	HARBOR FREIGHT	BANK OF AMERICA	3174	322.92
10001600	51990	UNCLASSIFIED OPERATING	20/ 6	1944	12/31/19	API	004936		393205	W 012720EF	HARBOR FREIGHT	BANK OF AMERICA	3174	322.92
10001600	51990	UNCLASSIFIED OPERATING	20/ 6	1944	12/31/19	API	004936		393206	W 012720EF	CLAIM ADJ/INDCON INC	BANK OF AMERICA	3174	(514.50)
10001600	51990	UNCLASSIFIED OPERATING	20/ 6	1944	12/31/19	API	004936		393208	W 012720EF	HARBOR FREIGHT	BANK OF AMERICA	3174	322.92
10001600	51990	UNCLASSIFIED OPERATING	20/ 6	1944	12/31/19	API	004936		393308	CRED MEMO	CHARGE IN DISPUTE	BANK OF AMERICA	3174	(299.14)
10001600	51990	UNCLASSIFIED OPERATING	20/ 7	1860	01/31/20	API	000547		400287	5165	LEGAL SERVICES: 12329 TAB	HOWELL GIBSON & HUGH	962057	270.00
10001600	51990	UNCLASSIFIED OPERATING	20/ 8	1633	02/29/20	API	004936		401423	W 031920EF	CLAIM ADJ/HARBOR FREIGHT	BANK OF AMERICA	3294	(322.92)
10001600	51990	UNCLASSIFIED OPERATING	20/ 8	1633	02/29/20	API	004936		401425	W 031920EF	CLAIM ADJ /HARBOR FREIGHT	BANK OF AMERICA	3294	1,287.19
10001600	51990	UNCLASSIFIED OPERATING	20/ 8	1633	02/29/20	API	004936		401427	W 031920EF	CLAIM ADJ/HARBOR FREIGHT	BANK OF AMERICA	3294	(322.92)
10001600	51990	UNCLASSIFIED OPERATING	20/ 8	1633	02/29/20	API	004936		401431	W 031920EF	CLAIM ADJ/HARBOR FREIGHT	BANK OF AMERICA	3294	(299.14)

## Miscellaneous Expenditures.xlsx

ORG	OBJ	ACCOUNT DESC	YR/PR	JNL	EFF DATE	SRC	REF1	REF2	REF3	REF4	COMMENT	VENDOR CODE	CHECK #	AMOUNT
10001600	51990	UNCLASSIFIED OPERATING	20/ 8	1633	02/29/20	API	004936		401433	W 031920EF	CLAIM ADJ/HARBOR FREIGHT	BANK OF AMERICA	3294	(322.92)
10001600	51990	UNCLASSIFIED OPERATING	20/ 8	1633	02/29/20	API	004936		401436	W 031920EF	CLAIM ADJ/HARBOR FREIGHT	BANK OF AMERICA	3294	(322.92)
10001600	51990	UNCLASSIFIED OPERATING	20/ 8	1633	02/29/20	API	004936		401437	W 031920EF	CLAIM ADJ/HARBOR FREIGHT	BANK OF AMERICA	3294	(322.92)
10001600	51990	UNCLASSIFIED OPERATING	20/ 8	1633	02/29/20	API	004936		401438	W 031920EF	CLAIM ADJ/HARBOR FREIGHT	BANK OF AMERICA	3294	(329.33)
10001600	51990	UNCLASSIFIED OPERATING	20/ 8	1633	02/29/20	API	004936		401441	W 031920EF	CLAIM ADJ/HARBOR FREIGHT	BANK OF AMERICA	3294	(583.18)
10001600	51990	UNCLASSIFIED OPERATING	20/ 8	1633	02/29/20	API	004936		401443	W 031920EF	CLAIM ADJ /HARBOR FREIGHT	BANK OF AMERICA	3294	(322.92)
10001600	51990	UNCLASSIFIED OPERATING	20/ 8	1633	02/29/20	API	004936		401450	W 031920EF	CLAIM ADJ/HARBOR FREIGHT	BANK OF AMERICA	3294	(322.92)
10001600	51990	UNCLASSIFIED OPERATING	20/ 8	1633	02/29/20	API	004936		401451	W 031920EF	CLAIM ADJ/HARBOR FREIGHT	BANK OF AMERICA	3294	(322.92)
10001600	51990	UNCLASSIFIED OPERATING	20/ 8	1633	02/29/20	API	004936		401452	W 031920EF	CLAIM ADJ /HARBOR FREIGHT	BANK OF AMERICA	3294	(1,287.19)
10001600	51990	UNCLASSIFIED OPERATING	20/ 8	1633	02/29/20	API	004936		401455	W 031920EF	CLAIM ADJ/HARBOR FREIGHT	BANK OF AMERICA	3294	(322.92)
<b>10001600 Total</b>													<b>\$</b>	<b>5,613.86</b>
10001602	51990	UNCLASSIFIED OPERATING	20/ 3	1283	09/30/19	API	004936		379550	W 101719EF	BEAUFORT COUNTY SC PARKS	BANK OF AMERICA	2983	(1.00)
10001602	51990	UNCLASSIFIED OPERATING	20/ 3	1283	09/30/19	API	004936		379567	W 101719EF	BEAUFORT COUNTY SC PARKS	BANK OF AMERICA	2983	1.00
<b>10001602 Total</b>													<b>\$</b>	<b>-</b>
10001604	51990	UNCLASSIFIED OPERATING	20/ 6	1944	12/31/19	API	004936		393165	W 012720EF	MICHAELS STORES 4711	BANK OF AMERICA	3174	107.77
10001604	51990	UNCLASSIFIED OPERATING	20/ 8	1633	02/29/20	API	004936		401341	W 031920EF	Prime Video M98F412X0	BANK OF AMERICA	3294	3.99
10001604	51990	UNCLASSIFIED OPERATING	20/ 8	1633	02/29/20	API	004936		401521	W 031920EF	Prime Video	BANK OF AMERICA	3294	(3.99)
<b>10001604 Total</b>													<b>\$</b>	<b>107.77</b>
10001605	51990	UNCLASSIFIED OPERATING	20/ 8	1633	02/29/20	API	004936		401562	W 031920EF	MICHAELS STORES 4711	BANK OF AMERICA	3294	8.55
10001605	51990	UNCLASSIFIED OPERATING	20/ 8	1633	02/29/20	API	004936		401706	W 031920EF	MICHAELS STORES 1241	BANK OF AMERICA	3294	34.85
<b>10001605 Total</b>													<b>\$</b>	<b>43.40</b>
10001607	51990	UNCLASSIFIED OPERATING	20/ 2	1050	08/01/19	API	000392		372679	3429	CLAIM#D0971- FELICIA PRICE- OP	SFAA(STATE INS RES)	949949	111.49
<b>10001607 Total</b>													<b>\$</b>	<b>111.49</b>
10001620	51990	UNCLASSIFIED OPERATING	20/ 1	114	07/01/19	API	013643		363586	2764	#3917006-1014-LIBRARY PARKING	SP+ CORPORATION	946326	200.00
10001620	51990	UNCLASSIFIED OPERATING	20/ 2	42	08/01/19	API	013643		367389	3047	#3917006-1014-LIBRARY PARKING	SP+ CORPORATION	948075	240.00
10001620	51990	UNCLASSIFIED OPERATING	20/ 3	69	09/01/19	API	013643		372499	3426	#3917006-1014-LIBRARY PARKING	SP+ CORPORATION	949961	220.00
10001620	51990	UNCLASSIFIED OPERATING	20/ 4	71	10/01/19	API	013643		377003	3670	#3917006-1014-LIBRARY PARKING	SP+ CORPORATION	951446	220.00
10001620	51990	UNCLASSIFIED OPERATING	20/ 5	46	11/01/19	API	013643		380785	3948	#3917006-1014-LIBRARY PARKING	SP+ CORPORATION	953189	220.00
10001620	51990	UNCLASSIFIED OPERATING	20/ 6	94	12/01/19	API	013643		384853	4279	#3917006-1014-LIBRARY PARKING	SP+ CORPORATION	955464	220.00
10001620	51990	UNCLASSIFIED OPERATING	20/ 7	68	01/01/20	API	013643		387480	4494	#3917006-1014-LIBRARY PARKING-	SP+ CORPORATION	956477	260.00
10001620	51990	UNCLASSIFIED OPERATING	20/ 8	49	02/01/20	API	013643		393525	4774	#3917006-1014-LIBRARY PARKING-	SP+ CORPORATION	958386	200.00
10001620	51990	UNCLASSIFIED OPERATING	20/ 9	443	03/01/20	API	013643		400482	5191	#3917006-1014-LIBRARY PARKING-	SP+ CORPORATION	962131	180.00
10001620	51990	UNCLASSIFIED OPERATING	20/10	80	03/23/20	API	013643		402530	5287	#3917006-1014-LIBRARY PARKING-	SP+ CORPORATION	963499	200.00
<b>10001620 Total</b>													<b>\$</b>	<b>2,160.00</b>
20110011	51990	UNCLASSIFIED OPERATING	20/ 3	124	09/01/19	API	099999		373058	W 09012019	R510 005 000 0004 0000_BIDDER	Unknown	950296	268.87
20110011	51990	UNCLASSIFIED OPERATING	20/ 3	124	09/01/19	API	099999		373059	W 09012019	R510 007 000 0753 0000_BIDDER	Unknown	950295	207.92
20110011	51990	UNCLASSIFIED OPERATING	20/ 3	124	09/01/19	API	099999		373060	W 09012019	R510 004 000 0334 0017_BIDDER	Unknown	950294	41.67
20110011	51990	UNCLASSIFIED OPERATING	20/ 4	25	10/07/19	API	012272		372396	3419	TAX SALE SETUP	AMAZING EVENT RENT	949787	1,036.27

Miscellaneous Expenditures.xlsx

ORG	OBJ	ACCOUNT DESC	YR/PR	JNL	EFF DATE	SRC	REF1	REF2	REF3	REF4	COMMENT	VENDOR CODE	CHECK #	AMOUNT
20110011	51990	UNCLASSIFIED OPERATING	20/ 4	1219	10/27/19	API	099999		380966	W 10272019	R300 043 000 0017 0000_BIDDER	Unknown	953371	0.46
20110011	51990	UNCLASSIFIED OPERATING	20/ 4	1219	10/27/19	API	099999		380977	W 10272019	R100 014 000 0012 0000_BIDDER	Unknown	953369	0.26
20110011	51990	UNCLASSIFIED OPERATING	20/ 4	1219	10/27/19	API	099999		380980	W 10272019	R200 010 000 0225 0000_BIDDER	Unknown	953372	1.98
20110011	51990	UNCLASSIFIED OPERATING	20/ 4	1665	10/31/19	API	004936		382884	W 111419EF	BI-LO GROCERY #5525	BANK OF AMERICA	3029	26.22
20110011	51990	UNCLASSIFIED OPERATING	20/ 4	1665	10/31/19	API	004936		382887	W 111419EF	DOLLAR TREE	BANK OF AMERICA	3029	14.98
20110011	51990	UNCLASSIFIED OPERATING	20/ 4	1665	10/31/19	API	004936		382893	W 111419EF	STAPLES 00108696	BANK OF AMERICA	3029	61.76
20110011	51990	UNCLASSIFIED OPERATING	20/ 4	1665	10/31/19	API	004936		382896	W 111419EF	PUBLIX #1205	BANK OF AMERICA	3029	99.14
20110011	51990	UNCLASSIFIED OPERATING	20/ 4	1665	10/31/19	API	004936		382905	W 111419EF	PUBLIX #1205	BANK OF AMERICA	3029	8.23
20110011	51990	UNCLASSIFIED OPERATING	20/ 4	1665	10/31/19	API	004936		382919	W 111419EF	DOMINO'S 5682	BANK OF AMERICA	3029	48.18
20110011	51990	UNCLASSIFIED OPERATING	20/ 4	1665	10/31/19	API	004936		382929	W 111419EF	DOMINO'S 7257	BANK OF AMERICA	3029	50.90
20110011	51990	UNCLASSIFIED OPERATING	20/ 4	1665	10/31/19	API	004936		382941	W 111419EF	DOMINO'S 5681	BANK OF AMERICA	3029	258.78
20110011	51990	UNCLASSIFIED OPERATING	20/ 4	1665	10/31/19	API	004936		382953	W 111419EF	STAPLES 00108696	BANK OF AMERICA	3029	(0.58)
20110011	51990	UNCLASSIFIED OPERATING	20/ 4	1665	10/31/19	API	004936		382955	W 111419EF	DOMINO'S 5682	BANK OF AMERICA	3029	31.90
20110011	51990	UNCLASSIFIED OPERATING	20/ 4	1665	10/31/19	API	004936		382964	W 111419EF	JIMMY JOHNS - 1764 - E	BANK OF AMERICA	3029	128.01
20110011	51990	UNCLASSIFIED OPERATING	20/ 4	1665	10/31/19	API	004936		383023	W 111419EF	CURRY PRINTING HHI INC	BANK OF AMERICA	3029	770.21
20110011	51990	UNCLASSIFIED OPERATING	20/ 5	131	11/03/19	API	099999		381841	W 11032019	R400 039 000 0073 0000_BIDDER	Unknown	953807	0.32
20110011	51990	UNCLASSIFIED OPERATING	20/ 5	131	11/03/19	API	099999		381843	W 11032019	R400 039 000 0071 0000_BIDDER	Unknown	953810	0.31
20110011	51990	UNCLASSIFIED OPERATING	20/ 5	131	11/03/19	API	099999		381845	W 11032019	R400 034 000 0475 0000_BIDDER	Unknown	953809	0.37
20110011	51990	UNCLASSIFIED OPERATING	20/ 6	334	12/08/19	API	099999		385485	W 12082019	R120 004 000 175A 0000_BIDDER	Unknown	955607	15.16
20110011	51990	UNCLASSIFIED OPERATING	20/ 7	939	01/26/20	API	099999		390752	W 01262020	R300 020 00A 0239 0000_BIDDER	Unknown	958062	12.72
20110011	51990	UNCLASSIFIED OPERATING	20/ 8	589	02/16/20	API	099999		395361	W 02162020	M600 029 000 0006 0020_BIDDER	Unknown	960088	43.02
20110011	51990	UNCLASSIFIED OPERATING	20/ 8	1045	02/23/20	API	099999		397218	W 02232020	M100 027 000 0267 0003_BIDDER	Unknown	960568	139.81
20110011	51990	UNCLASSIFIED OPERATING	20/ 8	1045	02/23/20	API	099999		397219	W 02232020	M100 020 000 0094 0018_BIDDER	Unknown	960567	70.98
20110011	51990	UNCLASSIFIED OPERATING	20/ 9	105	03/01/20	API	099999		398969	W 03012020	R300 015 000 039B 0000_BIDDER	Unknown	961381	11.50
20110011	51990	UNCLASSIFIED OPERATING	20/ 9	105	03/01/20	API	099999		398973	W 03012020	RENTR170043460_MATCH 6-2020 SE	Unknown	961377	50.00
20110011	51990	UNCLASSIFIED OPERATING	20/ 9	105	03/01/20	API	099999		398974	W 03012020	M100 028 000 0053 A024_MATCH 6	Unknown	961379	50.00
20110011	51990	UNCLASSIFIED OPERATING	20/ 9	326	03/08/20	API	099999		400084	W 03082020	R100 027 000 0818 0000_BIDDER	Unknown	961957	815.56
<b>20110011 Total</b>													<b>\$ 4,264.91</b>	
45020011	51990	UNCLASSIFIED OPERATING	20/ 3	1065	09/01/19	API	004086		377778	3742	SIGNS- PINCKNEY COLONY PRESERV	SIGNS NOW	951861	149.80
45020011	51990	UNCLASSIFIED OPERATING	20/ 7	1629	01/31/20	API	004936		396828	W 022020EF	WM SUPERCENTER #1383	BANK OF AMERICA	3221	43.00
45020011	51990	UNCLASSIFIED OPERATING	20/ 7	1629	01/31/20	API	004936		396845	W 022020EF	SQ CAROLINA CUPPIT	BANK OF AMERICA	3221	97.20
<b>45020011 Total</b>													<b>\$ 290.00</b>	
54000011	51990	UNCLASSIFIED OPER (SWU FEES)	20/ 7	1624	01/31/20	API	004619		396475	4992	FIRE FIGHTERS-FIRE BRIGADE & R	NORTH GREENVILLE FIT	960216	1,200.00
<b>54000011 Total</b>													<b>\$ 1,200.00</b>	
<b>Grand Total</b>													<b>\$ 205,189.29</b>	



ORG	OBJ	ACCOUNT DESC	YR/PR	JNL	EFF DATE	SRC	REF1	REF2	REF3	REF4	COMMENT	VENDOR CODE	CHECK #	AMOUNT
10001020	57900	CREDIT CARD FEES	20/ 1	136	07/01/19	APM	014126	20180134	273345	APM	E-Commerce Kiosk System	PAYIT, LLC	903928	48,000.00
10001020	57900	CREDIT CARD FEES	20/ 1	2588	07/31/19	GEN	RECON			CASH RECON	July Bank REcon			17,382.31
10001020	57900	CREDIT CARD FEES	20/ 2	2014	08/31/19	GEN	RECON			CASH RECON	Aug Bank Recon			19,080.36
10001020	57900	CREDIT CARD FEES	20/ 3	1754	09/30/19	GEN	RECON			CASH RECON	Sept Bank REcon			23,477.94
10001020	57900	CREDIT CARD FEES	20/ 4	2164	10/31/19	GEN	RECON			CASH RECON	Oct Bank Recon			17,747.11
<b>10001020 Total</b>														<b>\$ 125,687.72</b>
10001100	56100	ADMIN'S CONTINGENCY	20/ 1	1717	07/31/19	API	005419		370414	3252	MILLAGE AUDIT	CHERRY BEKAERT & HOL	949111	10,000.00
10001100	56100	ADMIN'S CONTINGENCY	20/ 3	1214	09/30/19	API	013232	20200448	379011	3844	BEACH CITY RD PHASE I - ARCHAE	CIRCA ARCHAEOLOGY	952563	1,920.00
10001100	56100	ADMIN'S CONTINGENCY	20/ 3	1380	09/30/19	API	003937	20200470	380757	3957	PAIGE POINT CEMETARY: SEPT 201	BROCKINGTON & ASSOCI	953009	5,987.41
10001100	56100	ADMIN'S CONTINGENCY	20/ 3	1664	09/30/19	APM	013232	20200448	379011	APM	OLOGICAL SURVEY	CIRCA ARCHAEOLOGY	952563	(1,920.00)
10001100	56100	ADMIN'S CONTINGENCY	20/ 4	1303	10/29/19	API	015009	20200714	381317	4009	INSTALLATION OF MONUMENTS- PAI	STEEDLEY MONUMENT	953576	200.00
10001100	56100	ADMIN'S CONTINGENCY	20/ 4	1627	10/31/19	API	013232	20200448	382624	4127	BEACH CITY RD PHASE I - INTENS	CIRCA ARCHAEOLOGY	954271	1,030.00
10001100	56100	ADMIN'S CONTINGENCY	20/ 4	2042	10/31/19	APM	013232	20200448	382624	APM	IVE SURVEY	CIRCA ARCHAEOLOGY	954271	(1,030.00)
10001100	56100	ADMIN'S CONTINGENCY	20/ 5	1982	11/30/19	API	003937	20200470	402658	222	PAIGE POINT CEMETARY MARKER FA	BROCKINGTON & ASSOCI	963373	2,902.26
10001100	56100	ADMIN'S CONTINGENCY	20/ 9	857	03/23/20	CRP	5010	238694			WHHI-TV REIMBURSEMENT			(6,100.00)
10001100	56100	ADMIN'S CONTINGENCY	20/10	42	02/01/20	API	004040		399608	5116	ADVERTISING-RBC HERITAGE SHUTT	WHHI-TV	961596	3,250.00
10001100	56100	ADMIN'S CONTINGENCY	20/10	42	02/01/20	API	004040		399613	5116	ADVERTISING-RBC HERITAGE VIDEO	WHHI-TV	961596	2,850.00
<b>10001100 Total</b>														<b>\$ 19,089.67</b>
10001260	57900	CREDIT CARD FEES	20/ 1	2805	07/31/19	GEN	RECON			CASH RECON	July Bank Recon			452.31
10001260	57900	CREDIT CARD FEES	20/ 2	2090	08/30/19	GEN	RECON			CASH RECON	Aug Bank Recon			833.87
<b>10001260 Total</b>														<b>\$ 1,286.18</b>
10001270	57900	CREDIT CARD FEES	20/ 1	1664	07/31/19	GEN	RECON			BANK RECON	ANIMAL SHELTER AND CONTROL			112.25
10001270	57900	CREDIT CARD FEES	20/ 2	1574	08/31/19	GEN	RECON			BANK RECON	ANIMAL SHELTER AND CONTROL			987.45
10001270	57900	CREDIT CARD FEES	20/ 3	1415	09/30/19	GEN	RECON			BANK RECON	ANIMAL SHELTER & CONTROL			896.23
10001270	57900	CREDIT CARD FEES	20/ 4	1654	10/31/19	GEN	RECON			BANK RECON	ANIMAL SHELTER & CONTROL			862.16
<b>10001270 Total</b>														<b>\$ 2,858.09</b>
10001600	57900	CREDIT CARD FEES	20/ 1	2458	07/31/19	GEN	RECON	JULY RECON		CASHRECON	JULY 2019 RECON			1,192.60
10001600	57900	CREDIT CARD FEES	20/ 2	1975	08/30/19	GEN	RECON			CASHRECON	AUGUST 2019 RECON			1,793.54
10001600	57900	CREDIT CARD FEES	20/ 3	1627	09/30/19	GEN	RECON			CASHRECON	SEPT 2019 RECON			2,461.29
10001600	57900	CREDIT CARD FEES	20/ 4	1964	10/31/19	GEN	RECON			CASH RECON	OCTOBER 2019 RECON			2,288.93
10001600	57900	CREDIT CARD FEES	20/ 5	1856	11/29/19	GEN	RECON			CASH RECON	NOVEMBER 2019 RECON			1,672.65
10001600	57900	CREDIT CARD FEES	20/ 6	2240	12/31/19	GEN	RECON			CASH RECON	DEC 2019 RECON			1,293.00
10001600	57900	CREDIT CARD FEES	20/ 6	2258	12/31/19	GRV	RECON			2006002240	REVERSE ENTRY FOR PALS DEC 201			(1,293.00)
10001600	57900	CREDIT CARD FEES	20/ 6	2260	12/31/19	GEN	RECON			CASH RECON	PALS DEC 2019 RECON			1,228.65
10001600	57900	CREDIT CARD FEES	20/ 7	1984	01/31/20	GEN	RECON			CASH RECON	JANUARY 2020 BANK RECON			676.17
<b>10001600 Total</b>														<b>\$ 11,313.83</b>
10001620	57900	CREDIT CARD FEES	20/ 1	1878	07/31/19	GEN	RECON			BANK RECON	BANK RECON HEARTLAND FEES			234.22
10001620	57900	CREDIT CARD FEES	20/ 1	1878	07/31/19	GEN	RECON			BANK RECON	BANK RECON MERCHANT FEES			51.90
10001620	57900	CREDIT CARD FEES	20/ 2	1417	08/31/19	GEN	RECON			BANK RECON	LIBRARY			187.33

ORG	OBJ	ACCOUNT DESC	YR/PR	JNL	EFF DATE	SRC	REF1	REF2	REF3	REF4	COMMENT	VENDOR CODE	CHECK #	AMOUNT
10001620	57900	CREDIT CARD FEES	20/ 2	1417	08/31/19	GEN	RECON			BANK RECON	LIBRARY			24.07
10001620	57900	CREDIT CARD FEES	20/ 2	1417	08/31/19	GEN	RECON			BANK RECON	LIBRARY			51.90
10001620	57900	CREDIT CARD FEES	20/ 3	1092	09/30/19	GEN	RECON			BANK RECON	LIBRARY			164.37
10001620	57900	CREDIT CARD FEES	20/ 3	1092	09/30/19	GEN	RECON			BANK RECON	LIBRARY			51.90
10001620	57900	CREDIT CARD FEES	20/ 4	1540	10/31/19	GEN	RECON			BANK RECON	LIBRARY			146.35
10001620	57900	CREDIT CARD FEES	20/ 4	1540	10/31/19	GEN	RECON			BANK RECON	LIBRARY			51.90
<b>10001620 Total</b>													<b>\$ 963.94</b>	
20110011	57700	TRUST FUNDS DISBURSED	20/ 4	921	10/20/19	API	099999		380263	W 10202019	M100 016 000 118G 0000_SETOFF	Unknown	952955	25.00
20110011	57700	TRUST FUNDS DISBURSED	20/ 5	131	11/03/19	API	099999		381851	W 11032019	M100 024 000 0074 0006_SETOFF	Unknown	953814	25.00
20110011	57700	TRUST FUNDS DISBURSED	20/ 5	657	11/17/19	API	099999		383584	W 11172019	M100 024 000 0074 0005_PROCESS	Unknown	954644	25.00
20110011	57700	TRUST FUNDS DISBURSED	20/ 9	645	03/15/20	API	099999		400597	W 03152020	MATCH 7-2020 SETOFF REFUND	Unknown	962459	50.00
20110011	57700	TRUST FUNDS DISBURSED	20/ 9	645	03/15/20	API	099999		400598	W 03152020	RENTR180045082_MATCH 7-2020 SE	Unknown	962462	50.00
20110011	57700	TRUST FUNDS DISBURSED	20/ 9	1030	03/29/20	API	099999		403138	W 03292020	M100 015 000 0295 0000_MATCH 1	Unknown	963693	50.00
<b>20110011 Total</b>													<b>\$ 225.00</b>	
20330011	57700	TRUST FUNDS DISBURSED	20/ 1	1923	07/31/19	API	001166	20200123	371943	3378	FLEX SPENDING REIMB: 7/3/19	BLUE CROSS AND BLUE	2878	8,656.83
20330011	57700	TRUST FUNDS DISBURSED	20/ 1	1923	07/31/19	API	001166	20200123	371944	3378	FLEX SPENDING REIMB: 7/10/19	BLUE CROSS AND BLUE	2878	10,018.24
20330011	57700	TRUST FUNDS DISBURSED	20/ 1	1923	07/31/19	API	001166	20200123	371945	3378	FLEX SPENDING REIMB: 7/17/19	BLUE CROSS AND BLUE	2878	12,938.02
20330011	57700	TRUST FUNDS DISBURSED	20/ 1	1923	07/31/19	API	001166	20200123	371946	3378	FLEX SPENDING REIMB: 7/24/19	BLUE CROSS AND BLUE	2878	13,820.31
20330011	57700	TRUST FUNDS DISBURSED	20/ 1	1923	07/31/19	API	001166	20200123	371947	3378	FLEX SPENDING REIMB: 7/31/19	BLUE CROSS AND BLUE	2878	6,499.46
20330011	57700	TRUST FUNDS DISBURSED	20/ 2	1388	08/31/19	API	001166	20200123	373649	3531	FLEX SPENDING REIMB: 08/28/19	BLUE CROSS AND BLUE	2905	10,157.46
20330011	57700	TRUST FUNDS DISBURSED	20/ 2	1388	08/31/19	API	001166	20200123	373650	3531	FLEX SPENDING REIMB: 8/21/19	BLUE CROSS AND BLUE	2905	7,835.77
20330011	57700	TRUST FUNDS DISBURSED	20/ 2	1388	08/31/19	API	001166	20200123	373651	3531	FLEX SPENDING REIMB: 8/14/19	BLUE CROSS AND BLUE	2905	9,009.57
20330011	57700	TRUST FUNDS DISBURSED	20/ 2	1388	08/31/19	API	001166	20200123	373652	3531	FLEX SPENDING REIMB: 8/7/19	BLUE CROSS AND BLUE	2905	12,201.59
20330011	57700	TRUST FUNDS DISBURSED	20/ 3	1398	09/30/19	API	001166	20200123	380780	3958	FLEX SPENDING REIMB: 9/4/19	BLUE CROSS AND BLUE	2998	8,068.64
20330011	57700	TRUST FUNDS DISBURSED	20/ 3	1398	09/30/19	API	001166	20200123	380781	3958	FLEX SPENDING REIMB: 9/11/19	BLUE CROSS AND BLUE	2998	2,316.95
20330011	57700	TRUST FUNDS DISBURSED	20/ 3	1398	09/30/19	API	001166	20200123	380783	3958	FLEX SPENDING REIMB: 9/18/19	BLUE CROSS AND BLUE	2998	9,969.97
20330011	57700	TRUST FUNDS DISBURSED	20/ 3	1398	09/30/19	API	001166	20200123	380784	3958	FLEX SPENDING REIMB: 9/25/19	BLUE CROSS AND BLUE	2998	8,527.80
20330011	57700	TRUST FUNDS DISBURSED	20/ 4	1556	10/31/19	API	001166	20200123	382243	W 110719EF	FLEX SPENDING REIMB: 10/30/19	BLUE CROSS AND BLUE	3019	3,759.00
20330011	57700	TRUST FUNDS DISBURSED	20/ 4	1556	10/31/19	API	001166	20200123	382244	W 110719EF	FLEX SPENDING REIMB: 10/23/19	BLUE CROSS AND BLUE	3019	7,893.32
20330011	57700	TRUST FUNDS DISBURSED	20/ 4	1556	10/31/19	API	001166	20200123	382245	W 110719EF	FLEX SPENDING REIMB: 10/16/19	BLUE CROSS AND BLUE	3019	7,938.71
20330011	57700	TRUST FUNDS DISBURSED	20/ 4	1556	10/31/19	API	001166	20200123	382247	W 110719EF	FLEX SPENDING REIMB: 10/9/19	BLUE CROSS AND BLUE	3019	8,299.09
20330011	57700	TRUST FUNDS DISBURSED	20/ 4	1556	10/31/19	API	001166	20200123	382248	W 110719EF	FLEX SPENDING REIMB: 10/2/19	BLUE CROSS AND BLUE	3019	9,451.31
20330011	57700	TRUST FUNDS DISBURSED	20/ 5	1522	11/30/19	API	001166	20200123	386069	W 121219EF	FLEX SPENDING REIMB: 11/6/19	BLUE CROSS AND BLUE	3080	7,368.28
20330011	57700	TRUST FUNDS DISBURSED	20/ 5	1522	11/30/19	API	001166	20200123	386070	W 121219EF	FLEX SPENDING REIMB: 11/13/19	BLUE CROSS AND BLUE	3080	6,066.89
20330011	57700	TRUST FUNDS DISBURSED	20/ 5	1522	11/30/19	API	001166	20200123	386071	W 121219EF	FLEX SPENDING REIMB: 11/20/19	BLUE CROSS AND BLUE	3080	5,811.61
20330011	57700	TRUST FUNDS DISBURSED	20/ 5	1522	11/30/19	API	001166	20200123	386072	W 121219EF	FLEX SPENDING REIMB: 11/27/19	BLUE CROSS AND BLUE	3080	3,334.33
20330011	57700	TRUST FUNDS DISBURSED	20/ 6	442	12/12/19	API	001166	20200123	386090	W 121219EF	FLEX SPENDING REIMB: 12/4/19	BLUE CROSS AND BLUE	3080	4,394.89
20330011	57700	TRUST FUNDS DISBURSED	20/ 6	1886	12/31/19	API	001166	20200123	390542	4714	FLEX SPENDING REIMB: 12/11/19	BLUE CROSS AND BLUE	3163	5,836.44
20330011	57700	TRUST FUNDS DISBURSED	20/ 6	1886	12/31/19	API	001166	20200123	390545	4714	FLEX SPENDING REIMB: 12/18/19	BLUE CROSS AND BLUE	3163	4,795.88

ORG	OBJ	ACCOUNT DESC	YR/PR	JNL	EFF DATE	SRC	REF1	REF2	REF3	REF4	COMMENT	VENDOR CODE	CHECK #	AMOUNT
20330011	57700	TRUST FUNDS DISBURSED	20/ 6	1886	12/31/19	API	001166	20200123	390546	4714	FLEX SPENDING REIMB: 12/27/19	BLUE CROSS AND BLUE	3163	6,538.12
20330011	57700	TRUST FUNDS DISBURSED	20/ 7	646	01/23/20	API	001166	20200123	390548	4714	FLEX SPENDING REIMB: 1/8/2020	BLUE CROSS AND BLUE	3163	3,115.22
20330011	57700	TRUST FUNDS DISBURSED	20/ 7	646	01/23/20	API	001166	20200123	390550	4714	FLEX SPENDING REIMB: 1/15/2020	BLUE CROSS AND BLUE	3163	3,346.97
<b>20330011 Total</b>													<b>\$ 207,970.67</b>	
22410011	57700	TRUST FUNDS DISBURSED	20/ 1	510	07/11/19	API	044697	20200125	365439	2923	PROFESSIONAL GROUP COUNSELING	JINKS, CHRISTY A.I.	947191	200.00
22410011	57700	TRUST FUNDS DISBURSED	20/ 1	663	07/15/19	API	044697	20200125	365868	2958	PROFESSIONAL GROUP COUNSELING	JINKS, CHRISTY A.I.		200.00
22410011	57700	TRUST FUNDS DISBURSED	20/ 1	686	07/16/19	APM	044697	20200125	365868	APM	PROFESSIONAL GROUP COUNSEL2020	JINKS, CHRISTY A.I.		(200.00)
22410011	57700	TRUST FUNDS DISBURSED	20/ 1	723	07/16/19	API	000210		365998	2973	#1000479072: DETENTION CTR	HARGRAY TELEPHONE	947600	129.97
22410011	57700	TRUST FUNDS DISBURSED	20/ 1	728	07/15/19	API	044697	20200125	365921	2965	PROFESSIONAL GROUP COUNSELING:	JINKS, CHRISTY A.I.	947617	200.00
22410011	57700	TRUST FUNDS DISBURSED	20/ 1	795	07/17/19	API	002775		366153	2974	MOVIES	VIDEO WAREHOUSE	947755	7.42
22410011	57700	TRUST FUNDS DISBURSED	20/ 1	796	07/17/19	API	001871		366158	2988	160PCS CHICKEN	MARYLAND FRIED CHICK	947639	196.75
22410011	57700	TRUST FUNDS DISBURSED	20/ 1	803	07/17/19	API	002775		366197	2992	MOVIES	VIDEO WAREHOUSE	947755	7.42
22410011	57700	TRUST FUNDS DISBURSED	20/ 1	1037	07/22/19	API	012573		367222	3032	JUNE2019-INMATE LEGAL RESEARCH	GLOBAL RESEARCH SOLU	947961	280.00
22410011	57700	TRUST FUNDS DISBURSED	20/ 1	1088	07/25/19	API	044697	20200125	367481	3065	PROFESSIONAL GROUP COUNSELING:	JINKS, CHRISTY A.I.	2829	200.00
22410011	57700	TRUST FUNDS DISBURSED	20/ 1	1313	07/30/19	API	002775		367958	3135	MOVIES	VIDEO WAREHOUSE	948513	7.42
22410011	57700	TRUST FUNDS DISBURSED	20/ 1	1313	07/30/19	API	002775		367959	3135	MOVIES	VIDEO WAREHOUSE	948513	7.42
22410011	57700	TRUST FUNDS DISBURSED	20/ 1	1340	07/30/19	API	001871		368081	3147	195 PCS CHICKEN	MARYLAND FRIED CHICK	948418	201.92
22410011	57700	TRUST FUNDS DISBURSED	20/ 1	1481	07/31/19	API	044697	20200125	368321	3182	PROFESSIONAL GROUP COUNSELING:	JINKS, CHRISTY A.I.	2843	200.00
22410011	57700	TRUST FUNDS DISBURSED	20/ 1	1486	07/01/19	API	011551	20200280	368361	3185	CHAPLIN SERVICES JULY 2019-DET	ROBERTS, RANDY	951842	1,000.00
22410011	57700	TRUST FUNDS DISBURSED	20/ 1	1531	07/31/19	API	000058		368542	3194	CUPS, RAZORS, SHEETS	BOB BARKER COMPANY	948710	1,207.61
22410011	57700	TRUST FUNDS DISBURSED	20/ 1	1658	07/31/19	API	044697	20200125	368980	3228	PROFESSIONAL GROUP COUNSELING:	JINKS, CHRISTY A.I.	2853	200.00
22410011	57700	TRUST FUNDS DISBURSED	20/ 1	1740	07/01/19	API	012399		370571	3264	PHONE INTERPRETATION JULY19	VOIANCE LANGUAGE SVS	949290	225.38
22410011	57700	TRUST FUNDS DISBURSED	20/ 1	1798	07/31/19	API	004936		370825	W 08152019	DOLLAR TREE	BANK OF AMERICA	2861	42.80
22410011	57700	TRUST FUNDS DISBURSED	20/ 1	1798	07/31/19	API	004936		370840	W 08152019	WM SUPERCENTER #1383	BANK OF AMERICA	2861	114.11
22410011	57700	TRUST FUNDS DISBURSED	20/ 1	1798	07/31/19	API	004936		370925	W 08152019	PIZZA HUT 34753	BANK OF AMERICA	2861	14.15
22410011	57700	TRUST FUNDS DISBURSED	20/ 1	1798	07/31/19	API	004936		370926	W 08152019	WM SUPERCENTER #1383	BANK OF AMERICA	2861	101.57
22410011	57700	TRUST FUNDS DISBURSED	20/ 1	1798	07/31/19	API	004936		370944	W 08152019	LOWES #01521	BANK OF AMERICA	2861	12.28
22410011	57700	TRUST FUNDS DISBURSED	20/ 1	1798	07/31/19	API	004936		371064	W 08152019	WAL-MART #1383	BANK OF AMERICA	2861	102.31
22410011	57700	TRUST FUNDS DISBURSED	20/ 1	1798	07/31/19	API	004936		371167	W 08152019	WAL-MART #1383	BANK OF AMERICA	2861	45.10
22410011	57700	TRUST FUNDS DISBURSED	20/ 1	1798	07/31/19	API	004936		371191	W 08152019	LOWES #01521	BANK OF AMERICA	2861	21.29
22410011	57700	TRUST FUNDS DISBURSED	20/ 1	1798	07/31/19	API	004936		371284	W 08152019	WM SUPERCENTER #1383	BANK OF AMERICA	2861	44.94
22410011	57700	TRUST FUNDS DISBURSED	20/ 1	1798	07/31/19	API	004936		371335	W 08152019	AMZN Mktp US MA95X3ZQ0	BANK OF AMERICA	2861	43.41
22410011	57700	TRUST FUNDS DISBURSED	20/ 1	1912	07/31/19	API	012573		371835	3370	INMATE LEGAL RESEARCH: JULY201	GLOBAL RESEARCH SOLU	949526	467.00
22410011	57700	TRUST FUNDS DISBURSED	20/ 1	2242	07/31/19	API	009140		376345	3650	INMATE UNIFORMS, FEMININE PROD	CHARM-TEX INC.	951267	206.30
22410011	57700	TRUST FUNDS DISBURSED	20/ 1	2271	07/31/19	APM	000058		368542	APM	CUPS, RAZORS, SHEETS	BOB BARKER COMPANY	948710	(449.27)
22410011	57700	TRUST FUNDS DISBURSED	20/ 1	2581	07/31/19	API	001426		384769	4267	GED RE-TAKE VOUCHER	BEAUFORT COUNTY SCHO	955058	17.50
22410011	57700	TRUST FUNDS DISBURSED	20/ 1	2581	07/31/19	API	001426		384770	4267	GED VOUCHERS	BEAUFORT COUNTY SCHO	955058	150.00
22410011	57700	TRUST FUNDS DISBURSED	20/ 1	2665	07/31/19	API	012573		387345	4480	NOV2019-INMATE LEGAL RESEARCH	GLOBAL RESEARCH SOLU	956140	307.00
22410011	57700	TRUST FUNDS DISBURSED	20/ 1	2684	07/01/19	API	044697	20200125	387670	4532	PROFESSIONAL GROUP COUNSELING:	JINKS, CHRISTY A.I.	3121	200.00

ORG	OBJ	ACCOUNT DESC	YR/PR	JNL	EFF DATE	SRC	REF1	REF2	REF3	REF4	COMMENT	VENDOR CODE	CHECK #	AMOUNT
22410011	57700	TRUST FUNDS DISBURSED	20/ 2	92	08/01/19	API	002775		368558	3193	MOVIES	VIDEO WAREHOUSE	948940	7.42
22410011	57700	TRUST FUNDS DISBURSED	20/ 2	232	08/07/19	API	099991		368877	3218	REIMBURSEMENT-INMATE MISSING C	Unknown	948675	15.65
22410011	57700	TRUST FUNDS DISBURSED	20/ 2	232	08/07/19	API	001871		368879	3218	PCS OF CHICKEN	MARYLAND FRIED CHICK	948834	113.91
22410011	57700	TRUST FUNDS DISBURSED	20/ 2	276	08/02/19	API	099991		368881	3217	REIMB FOR MISSING COMMISSARY #	Unknown	948686	14.21
22410011	57700	TRUST FUNDS DISBURSED	20/ 2	468	08/13/19	API	000210		370652	3299	#1000479072: DETENTION CENTER	HARGRAY TELEPHONE	949156	129.97
22410011	57700	TRUST FUNDS DISBURSED	20/ 2	533	08/14/19	API	044697	20200125	371344	3317	PROFESSIONAL GROUP COUNSELING:	JINKS, CHRISTY A.I.	2866	200.00
22410011	57700	TRUST FUNDS DISBURSED	20/ 2	537	08/14/19	API	001871		370720	3305	180PCS CHICKEN	MARYLAND FRIED CHICK	949193	186.39
22410011	57700	TRUST FUNDS DISBURSED	20/ 2	604	08/16/19	API	011551	20200280	371571	3339	CHAPLIN SERVICES FOR DETENTION	ROBERTS, RANDY	949605	1,000.00
22410011	57700	TRUST FUNDS DISBURSED	20/ 2	688	08/01/19	API	002775		371725	3351	MOVIES	VIDEO WAREHOUSE	949695	7.42
22410011	57700	TRUST FUNDS DISBURSED	20/ 2	688	08/01/19	API	002775		371726	3351	MOVIES	VIDEO WAREHOUSE	949695	3.71
22410011	57700	TRUST FUNDS DISBURSED	20/ 2	748	08/20/19	API	001871		371907	3375	165 PCS CHICKEN	MARYLAND FRIED CHICK	949562	170.86
22410011	57700	TRUST FUNDS DISBURSED	20/ 2	775	08/15/19	API	044697	20200125	371978	3378	PROFESSIONAL GROUP COUNSELING:	JINKS, CHRISTY A.I.	2885	200.00
22410011	57700	TRUST FUNDS DISBURSED	20/ 2	962	08/26/19	API	002775		372363	3418	MOVIES	VIDEO WAREHOUSE	949981	7.42
22410011	57700	TRUST FUNDS DISBURSED	20/ 2	1009	08/26/19	API	001871		372482	3427	190 PCS CHICKEN	MARYLAND FRIED CHICK	949899	196.75
22410011	57700	TRUST FUNDS DISBURSED	20/ 2	1098	08/28/19	API	044697	20200125	372747	3443	PROFESSIONAL GROUP COUNSELING:	JINKS, CHRISTY A.I.	2897	200.00
22410011	57700	TRUST FUNDS DISBURSED	20/ 2	1163	08/29/19	API	000058		372920	3452	SOCKS	BOB BARKER COMPANY	950016	100.51
22410011	57700	TRUST FUNDS DISBURSED	20/ 2	1181	08/30/19	API	009551		373020	3466	UPRIGHT VACUUM AND BAGS	ORECK OF BLUFFTON	950079	806.83
22410011	57700	TRUST FUNDS DISBURSED	20/ 2	1374	08/30/19	API	001871		373407	3517	162 PCS CHICKEN	MARYLAND FRIED CHICK	950431	167.75
22410011	57700	TRUST FUNDS DISBURSED	20/ 2	1378	08/01/19	API	002775		373317	3505	MOVIES	VIDEO WAREHOUSE	950533	7.42
22410011	57700	TRUST FUNDS DISBURSED	20/ 2	1402	08/01/19	API	008591		373654	3528	#0210045001-ANNUAL LICENSE - D	MOVIE LICENSE/SWANK	950442	1,465.92
22410011	57700	TRUST FUNDS DISBURSED	20/ 2	1402	08/01/19	API	012399		373751	3528	PHONE INTERPRETATION AUG19	VOIANCE LANGUAGE SVS	950534	327.30
22410011	57700	TRUST FUNDS DISBURSED	20/ 2	1568	08/01/19	API	000404		375766	3600	PAINT	SHERWIN WILLIAMS COM	950962	936.19
22410011	57700	TRUST FUNDS DISBURSED	20/ 2	1626	08/31/19	API	004936		376435	W 09242019	WAL-MART #1383	BANK OF AMERICA	2940	32.48
22410011	57700	TRUST FUNDS DISBURSED	20/ 2	1626	08/31/19	API	004936		376536	W 09242019	WAL-MART #1383	BANK OF AMERICA	2940	104.96
22410011	57700	TRUST FUNDS DISBURSED	20/ 2	1626	08/31/19	API	004936		376636	W 09242019	WM SUPERCENTER #1383	BANK OF AMERICA	2940	18.18
22410011	57700	TRUST FUNDS DISBURSED	20/ 2	1626	08/31/19	API	004936		376741	W 09242019	WAL-MART #7181	BANK OF AMERICA	2940	21.09
22410011	57700	TRUST FUNDS DISBURSED	20/ 3	191	09/11/19	API	001871		373456	3522	358 PCS CHICKEN	MARYLAND FRIED CHICK	950431	374.61
22410011	57700	TRUST FUNDS DISBURSED	20/ 3	198	09/06/19	API	044697	20200125	373668	3531	PROFESSIONAL GROUP COUNSELING:	JINKS, CHRISTY A.I.	2910	200.00
22410011	57700	TRUST FUNDS DISBURSED	20/ 3	217	09/01/19	API	011551	20200280	373756	3528	CHAPLIN SERVICES FOR DETENTION	ROBERTS, RANDY	950463	1,000.00
22410011	57700	TRUST FUNDS DISBURSED	20/ 3	442	09/18/19	API	000210		375733	3606	#1000479072: DETENTION CENTER	HARGRAY TELEPHONE	950824	129.97
22410011	57700	TRUST FUNDS DISBURSED	20/ 3	455	09/19/19	API	044697	20200125	375915	W 09192019	PROFESSIONAL GROUP COUNSELING:	JINKS, CHRISTY A.I.	2931	200.00
22410011	57700	TRUST FUNDS DISBURSED	20/ 3	560	08/01/19	API	002775		376267	3640	MOVIES	VIDEO WAREHOUSE	951473	7.42
22410011	57700	TRUST FUNDS DISBURSED	20/ 3	560	08/01/19	API	002775		376269	3640	MOVIES	VIDEO WAREHOUSE	951473	7.42
22410011	57700	TRUST FUNDS DISBURSED	20/ 3	561	09/23/19	API	000058		376271	3642	BARBICIDE	BOB BARKER COMPANY	951244	346.38
22410011	57700	TRUST FUNDS DISBURSED	20/ 3	674	09/26/19	API	044697	20200125	377172	3691	PROFESSIONAL GROUP COUNSELING:	JINKS, CHRISTY A.I.	2949	200.00
22410011	57700	TRUST FUNDS DISBURSED	20/ 3	700	09/26/19	API	001871		377239	3694	350PCS CHICKEN	MARYLAND FRIED CHICK	951356	362.43
22410011	57700	TRUST FUNDS DISBURSED	20/ 3	700	09/26/19	API	001871		377240	3694	200PCS CHICKEN	MARYLAND FRIED CHICK	951356	207.10
22410011	57700	TRUST FUNDS DISBURSED	20/ 3	822	09/27/19	API	000058	20200514	377353	3708	PILLOW MATTRESSES	BOB BARKER COMPANY	951695	2,535.90
22410011	57700	TRUST FUNDS DISBURSED	20/ 3	941	09/30/19	API	012573		377504	3717	AUGUST2019-INMATE LEGAL RESEAR	GLOBAL RESEARCH SOLU	951752	419.00

ORG	OBJ	ACCOUNT DESC	YR/PR	JNL	EFF DATE	SRC	REF1	REF2	REF3	REF4	COMMENT	VENDOR CODE	CHECK #	AMOUNT
22410011	57700	TRUST FUNDS DISBURSED	20/ 3	941	09/30/19	API	001871		377507	3717	175 PCS CHICKEN	MARYLAND FRIED CHICK	951796	181.21
22410011	57700	TRUST FUNDS DISBURSED	20/ 3	1065	09/01/19	API	002775		377851	3742	MOVIES	VIDEO WAREHOUSE	951898	7.42
22410011	57700	TRUST FUNDS DISBURSED	20/ 3	1118	09/30/19	API	001871		378238	3771	200 PCS CHICKEN	MARYLAND FRIED CHICK	952255	207.10
22410011	57700	TRUST FUNDS DISBURSED	20/ 3	1166	09/01/19	API	012399		378637	3807	PHONE INTERPRETATION SEPT19	VOIANCE LANGUAGE SVS	952379	213.62
22410011	57700	TRUST FUNDS DISBURSED	20/ 3	1282	09/30/19	API	001871		379344	3883	222 PCS CHICKEN	MARYLAND FRIED CHICK	952685	229.88
22410011	57700	TRUST FUNDS DISBURSED	20/ 3	1283	09/30/19	API	004936		379357	W 101719EF	WAL-MART #1383	BANK OF AMERICA	2983	30.23
22410011	57700	TRUST FUNDS DISBURSED	20/ 3	1283	09/30/19	API	004936		379551	W 101719EF	WM SUPERCENTER #1383	BANK OF AMERICA	2983	21.09
22410011	57700	TRUST FUNDS DISBURSED	20/ 3	1283	09/30/19	API	004936		379570	W 101719EF	PIZZA HUT 34753	BANK OF AMERICA	2983	400.62
22410011	57700	TRUST FUNDS DISBURSED	20/ 3	1283	09/30/19	API	004936		379708	W 101719EF	WAL-MART #1383	BANK OF AMERICA	2983	82.46
22410011	57700	TRUST FUNDS DISBURSED	20/ 3	1283	09/30/19	API	004936		379822	W 101719EF	WM SUPERCENTER #1383	BANK OF AMERICA	2983	85.37
22410011	57700	TRUST FUNDS DISBURSED	20/ 3	1283	09/30/19	API	004936		379865	W 101719EF	AMZN Mktp US HZOOY70Z3	BANK OF AMERICA	2983	97.60
22410011	57700	TRUST FUNDS DISBURSED	20/ 4	117	10/02/19	API	044697	20200125	377857	3752	PROFESSIONAL GROUP COUNSELING:	JINKS, CHRISTY A.I.	2961	200.00
22410011	57700	TRUST FUNDS DISBURSED	20/ 4	282	09/01/19	API	002775		378522	3802	MOVIES	VIDEO WAREHOUSE	952378	6.36
22410011	57700	TRUST FUNDS DISBURSED	20/ 4	287	10/10/19	API	044697	20200125	378610	3811	PROFESSIONAL GROUP COUNSELING:	JINKS, CHRISTY A.I.	2973	200.00
22410011	57700	TRUST FUNDS DISBURSED	20/ 4	428	10/14/19	API	011551	20200280	379055	3845	CHAPLIN SERVICES FOR DETENTION	ROBERTS, RANDY	952732	1,000.00
22410011	57700	TRUST FUNDS DISBURSED	20/ 4	428	10/14/19	API	002775		379056	3845	MOVIES	VIDEO WAREHOUSE	952813	7.42
22410011	57700	TRUST FUNDS DISBURSED	20/ 4	903	10/01/19	API	002775		380303	3925	MOVIES	VIDEO WAREHOUSE	953221	7.42
22410011	57700	TRUST FUNDS DISBURSED	20/ 4	927	10/22/19	API	012573		380575	3941	SEPT2019-INMATE LEGAL RESEARCH	GLOBAL RESEARCH SOLU	953066	527.00
22410011	57700	TRUST FUNDS DISBURSED	20/ 4	927	10/22/19	API	001871		380597	3941	335 PCS CHICKEN	MARYLAND FRIED CHICK	953113	346.89
22410011	57700	TRUST FUNDS DISBURSED	20/ 4	991	10/23/19	API	044697	20200125	380801	3958	PROFESSIONAL GROUP COUNSELING:	JINKS, CHRISTY A.I.	3003	200.00
22410011	57700	TRUST FUNDS DISBURSED	20/ 4	995	10/01/19	API	010483		380703	3948	ALTERATIONS ON INMATE PANTS	SUSIE'S ALTERATIONS	953197	35.00
22410011	57700	TRUST FUNDS DISBURSED	20/ 4	1277	10/29/19	API	044697	20200125	381342	4020	PROFESSIONAL GROUP COUNSELING:	JINKS, CHRISTY A.I.	3012	200.00
22410011	57700	TRUST FUNDS DISBURSED	20/ 4	1437	10/31/19	API	001871		381784	4052	254 PCS OF CHICKEN	MARYLAND FRIED CHICK	953951	263.02
22410011	57700	TRUST FUNDS DISBURSED	20/ 4	1556	10/31/19	API	044697	20200125	382249	W 110719EF	PROFESSIONAL GROUP COUNSELING:	JINKS, CHRISTY A.I.	3022	200.00
22410011	57700	TRUST FUNDS DISBURSED	20/ 4	1569	10/01/19	API	002775		382130	4084	MOVIES	VIDEO WAREHOUSE	954062	7.42
22410011	57700	TRUST FUNDS DISBURSED	20/ 4	1569	10/01/19	API	000404		382198	4084	PAINT FOR FACILITY DOORS	SHERWIN WILLIAMS COM	954019	138.24
22410011	57700	TRUST FUNDS DISBURSED	20/ 4	1665	10/31/19	API	004936		382930	W 111419EF	WM SUPERCENTER #1383	BANK OF AMERICA	3029	66.00
22410011	57700	TRUST FUNDS DISBURSED	20/ 4	1665	10/31/19	API	004936		383034	W 111419EF	WM SUPERCENTER #1383	BANK OF AMERICA	3029	25.45
22410011	57700	TRUST FUNDS DISBURSED	20/ 4	1665	10/31/19	API	004936		383107	W 111419EF	WAL-MART #1383	BANK OF AMERICA	3029	187.40
22410011	57700	TRUST FUNDS DISBURSED	20/ 4	1665	10/31/19	API	004936		383122	W 111419EF	WAL-MART #1383	BANK OF AMERICA	3029	52.72
22410011	57700	TRUST FUNDS DISBURSED	20/ 4	1665	10/31/19	API	004936		383152	W 111419EF	WAL-MART #1383	BANK OF AMERICA	3029	132.48
22410011	57700	TRUST FUNDS DISBURSED	20/ 4	1665	10/31/19	API	004936		383272	W 111419EF	WM SUPERCENTER #1383	BANK OF AMERICA	3029	57.60
22410011	57700	TRUST FUNDS DISBURSED	20/ 4	1665	10/31/19	API	004936		383291	W 111419EF	DOLLAR TREE	BANK OF AMERICA	3029	17.12
22410011	57700	TRUST FUNDS DISBURSED	20/ 4	1679	10/31/19	API	000210		383458	4153	#1000179072: DETENTION CENTER	HARGRAY TELEPHONE	954314	129.97
22410011	57700	TRUST FUNDS DISBURSED	20/ 4	1690	10/01/19	API	012399		382848	4143	PHONE INTERPRETATION OCT19	VOIANCE LANGUAGE SVS	954465	163.16
22410011	57700	TRUST FUNDS DISBURSED	20/ 4	1727	10/31/19	API	000058		383921	4187	STORAGE BOXES	BOB BARKER COMPANY	954693	501.75
22410011	57700	TRUST FUNDS DISBURSED	20/ 4	1727	10/31/19	API	009140		383927	4187	VALUABLE POUCHES	CHARM-TEX INC.	954706	130.80
22410011	57700	TRUST FUNDS DISBURSED	20/ 4	1931	10/31/19	APM	009140		382620	APM	HYGIENE PRODUCTS	CHARM-TEX INC.	954269	436.40
22410011	57700	TRUST FUNDS DISBURSED	20/ 5	223	11/05/19	API	002775		382070	4080	MOVIES	VIDEO WAREHOUSE	954062	7.42

ORG	OBJ	ACCOUNT DESC	YR/PR	JNL	EFF DATE	SRC	REF1	REF2	REF3	REF4	COMMENT	VENDOR CODE	CHECK #	AMOUNT
22410011	57700	TRUST FUNDS DISBURSED	20/ 5	267	11/07/19	API	001871		382303	4103	222 PCS CHICKEN	MARYLAND FRIED CHICK	953951	229.88
22410011	57700	TRUST FUNDS DISBURSED	20/ 5	420	10/01/19	API	011551	20200280	382721	4123	CHAPLIN SERVICES FOR DETENTION	ROBERTS, RANDY	954396	1,000.00
22410011	57700	TRUST FUNDS DISBURSED	20/ 5	507	11/14/19	API	044697	20200125	383412	W 111419EF	PROFESSIONAL GROUP COUNSELING:	JINKS, CHRISTY A.I.	3035	200.00
22410011	57700	TRUST FUNDS DISBURSED	20/ 5	549	11/14/19	API	000210		383547	4157	#1000479072: DETENTION CENTER	HARGRAY TELEPHONE	954314	129.97
22410011	57700	TRUST FUNDS DISBURSED	20/ 5	550	11/14/19	API	001871		383556	4159	190 PCS CHICKEN	MARYLAND FRIED CHICK	954349	196.75
22410011	57700	TRUST FUNDS DISBURSED	20/ 5	636	11/18/19	API	001871		383875	4181	75 PCS CHICKEN	MARYLAND FRIED CHICK	954796	77.66
22410011	57700	TRUST FUNDS DISBURSED	20/ 5	675	10/01/19	API	002775		383918	4186	MOVIES	VIDEO WAREHOUSE	954906	9.28
22410011	57700	TRUST FUNDS DISBURSED	20/ 5	803	11/21/19	API	044697	20200125	384208	W 112119EF	PROFESSIONAL GROUP COUNSELING:	JINKS, CHRISTY A.I.	3050	200.00
22410011	57700	TRUST FUNDS DISBURSED	20/ 5	882	11/22/19	API	002775		384384	4239	MOVIES	VIDEO WAREHOUSE	955219	18.55
22410011	57700	TRUST FUNDS DISBURSED	20/ 5	897	11/25/19	API	012573		384562	4244	OCT2019-INMATE LEGAL RESEARCH	GLOBAL RESEARCH SOLU	955107	416.00
22410011	57700	TRUST FUNDS DISBURSED	20/ 5	954	11/26/19	API	001426		384777	4267	GED VOUCHERS	BEAUFORT COUNTY SCHO	955058	150.00
22410011	57700	TRUST FUNDS DISBURSED	20/ 5	1144	11/26/19	API	044697	20200125	384799	W 112719EF	PROFESSIONAL GROUP COUNSELING:	JINKS, CHRISTY A.I.	3061	200.00
22410011	57700	TRUST FUNDS DISBURSED	20/ 5	1333	11/29/19	API	001871		385088	4294	235PCS CHICKEN	MARYLAND FRIED CHICK	955404	234.34
22410011	57700	TRUST FUNDS DISBURSED	20/ 5	1333	11/29/19	API	001871		385088	4294	235PCS CHICKEN	MARYLAND FRIED CHICK	955404	9.00
22410011	57700	TRUST FUNDS DISBURSED	20/ 5	1333	11/29/19	API	001871		385089	4294	330 PCS CHICKEN	MARYLAND FRIED CHICK	955404	310.65
22410011	57700	TRUST FUNDS DISBURSED	20/ 5	1363	11/01/19	API	002775		385093	4300	MOVIES	VIDEO WAREHOUSE	955494	7.49
22410011	57700	TRUST FUNDS DISBURSED	20/ 5	1363	11/01/19	API	002775		385094	4300	MOVIES	VIDEO WAREHOUSE	955494	7.49
22410011	57700	TRUST FUNDS DISBURSED	20/ 5	1388	11/30/19	API	044697	20200125	385281	W 120519EF	PROFESSIONAL GROUP COUNSELING:	JINKS, CHRISTY A.I.	3071	200.00
22410011	57700	TRUST FUNDS DISBURSED	20/ 5	1405	11/29/19	API	099991		385306	4314	SERVICE CHARGE - RETURNED CHEC	Unknown	955311	24.00
22410011	57700	TRUST FUNDS DISBURSED	20/ 5	1430	11/30/19	API	000058		385434	4334	UNIFORM PANTS, SHOES	BOB BARKER COMPANY	955646	814.92
22410011	57700	TRUST FUNDS DISBURSED	20/ 5	1453	12/01/19	API	007204		385484	4339	TRASH LINERS/MOP HEAD/PURELL/G	ULINE	955905	226.27
22410011	57700	TRUST FUNDS DISBURSED	20/ 5	1481	11/30/19	API	000058		385778	4372	UNIFORM TROUSERS	BOB BARKER COMPANY	955646	362.82
22410011	57700	TRUST FUNDS DISBURSED	20/ 5	1481	11/30/19	API	000058		385779	4372	STORAGE BOX LIDS	BOB BARKER COMPANY	955646	326.91
22410011	57700	TRUST FUNDS DISBURSED	20/ 5	1592	11/30/19	API	004936		386732	W 121919EF	WM SUPERCENTER #1383	BANK OF AMERICA	3095	91.97
22410011	57700	TRUST FUNDS DISBURSED	20/ 5	1592	11/30/19	API	004936		386825	W 121919EF	WAL-MART #1383	BANK OF AMERICA	3095	25.45
22410011	57700	TRUST FUNDS DISBURSED	20/ 5	1592	11/30/19	API	004936		386873	W 121919EF	WAL-MART #1383	BANK OF AMERICA	3095	22.98
22410011	57700	TRUST FUNDS DISBURSED	20/ 5	1592	11/30/19	API	004936		386955	W 121919EF	WAL-MART #1383	BANK OF AMERICA	3095	16.00
22410011	57700	TRUST FUNDS DISBURSED	20/ 5	1592	11/30/19	API	004936		386966	W 121919EF	AMZN Mktp US QB5MR6DU3	BANK OF AMERICA	3095	377.20
22410011	57700	TRUST FUNDS DISBURSED	20/ 5	1592	11/30/19	API	004936		387042	W 121919EF	WM SUPERCENTER #1383	BANK OF AMERICA	3095	113.00
22410011	57700	TRUST FUNDS DISBURSED	20/ 5	1592	11/30/19	API	004936		387091	W 121919EF	WAL-MART #1383	BANK OF AMERICA	3095	80.25
22410011	57700	TRUST FUNDS DISBURSED	20/ 5	1624	11/30/19	API	040003		386135	4403	#00782389-4:OUT OF STATE SALES	SC DEPARTMENT OF REV	3110	8.97
22410011	57700	TRUST FUNDS DISBURSED	20/ 5	1632	01/01/20	API	012399		387281	4460	PHONE INTERPRETATION NOV19	VOIANCE LANGUAGE SVS	956300	637.48
22410011	57700	TRUST FUNDS DISBURSED	20/ 6	340	12/10/19	API	002775		385798	4373	MOVIES	VIDEO WAREHOUSE	955925	7.49
22410011	57700	TRUST FUNDS DISBURSED	20/ 6	400	12/11/19	API	001871		385931	4387	175 PCS CHICKEN	MARYLAND FRIED CHICK	955777	181.21
22410011	57700	TRUST FUNDS DISBURSED	20/ 6	442	12/12/19	API	044697	20200125	386092	W 121219EF	PROFESSIONAL GROUP COUNSELING:	JINKS, CHRISTY A.I.	3087	200.00
22410011	57700	TRUST FUNDS DISBURSED	20/ 6	521	12/17/19	API	000210		386575	4432	#1000479072: DETENTION CENTER	HARGRAY TELEPHONE	956149	139.97
22410011	57700	TRUST FUNDS DISBURSED	20/ 6	533	12/13/19	API	001871		386594	4417	85PCS CHICKEN	MARYLAND FRIED CHICK	956181	88.02
22410011	57700	TRUST FUNDS DISBURSED	20/ 6	540	11/01/19	API	011551	20200280	386627	4430	CHAPLIN SERVICES FOR DETENTION	ROBERTS, RANDY	956213	1,000.00
22410011	57700	TRUST FUNDS DISBURSED	20/ 6	540	11/01/19	API	000404		386630	4430	PAINT	SHERWIN WILLIAMS COM	956237	493.95



ORG	OBJ	ACCOUNT DESC	YR/PR	JNL	EFF DATE	SRC	REF1	REF2	REF3	REF4	COMMENT	VENDOR CODE	CHECK #	AMOUNT
22410011	57700	TRUST FUNDS DISBURSED	20/ 6	540	11/01/19	API	002775		386636	4430	MOVIES	VIDEO WAREHOUSE	956298	7.49
22410011	57700	TRUST FUNDS DISBURSED	20/ 6	544	12/17/19	API	000058		386639	4449	INTAKE KITS	BOB BARKER COMPANY	956087	1,168.44
22410011	57700	TRUST FUNDS DISBURSED	20/ 6	632	12/18/19	API	044697	20200125	387161	W 121919EF	PROFESSIONAL GROUP COUNSELING:	JINKS, CHRISTY A.I.	3100	200.00
22410011	57700	TRUST FUNDS DISBURSED	20/ 6	757	12/26/19	API	044697	20200125	387435	W 122619EF	PROFESSIONAL GROUP COUNSELING:	JINKS, CHRISTY A.I.	3114	200.00
22410011	57700	TRUST FUNDS DISBURSED	20/ 6	1155	12/30/19	API	001871		387620	4525	294 PCS CHICKEN	MARYLAND FRIED CHICK	956414	304.44
22410011	57700	TRUST FUNDS DISBURSED	20/ 6	1155	12/30/19	API	001871		387623	4525	333 PCS. CHICKEN	MARYLAND FRIED CHICK	956414	344.82
22410011	57700	TRUST FUNDS DISBURSED	20/ 6	1158	12/30/19	API	007204		387616	4523	MOP HEADS/HAND SANITIZER REFIL	ULINE	956493	111.12
22410011	57700	TRUST FUNDS DISBURSED	20/ 6	1158	12/30/19	API	002775		387619	4523	MOVIES	VIDEO WAREHOUSE	956506	7.49
22410011	57700	TRUST FUNDS DISBURSED	20/ 6	1158	12/30/19	API	002775		387621	4523	MOVIES	VIDEO WAREHOUSE	956506	7.49
22410011	57700	TRUST FUNDS DISBURSED	20/ 6	1336	12/31/19	API	000058	20200787	387674	4534	SWEATSHIRTS	BOB BARKER COMPANY	956335	1,547.57
22410011	57700	TRUST FUNDS DISBURSED	20/ 6	1336	12/31/19	API	000058		387676	4534	INMATE UNIFORMS	BOB BARKER COMPANY	956335	1,199.60
22410011	57700	TRUST FUNDS DISBURSED	20/ 6	1763	12/31/19	API	000058		389339	4657	SWEATSHIRTS	BOB BARKER COMPANY	957402	380.22
22410011	57700	TRUST FUNDS DISBURSED	20/ 6	1822	11/01/19	API	012399		389575	4669	PHONE INTERPRETATION DEC19	VOIANCE LANGUAGE SVS	957611	275.64
22410011	57700	TRUST FUNDS DISBURSED	20/ 6	1861	12/31/19	API	004814		389923	4695	FIRST AID, CPR, AED TRAINING:	AMERICAN RED CROSS-P	957838	30.00
22410011	57700	TRUST FUNDS DISBURSED	20/ 6	1944	12/31/19	API	004936		393025	W 012720EF	WAL-MART #1383	BANK OF AMERICA	3174	34.91
22410011	57700	TRUST FUNDS DISBURSED	20/ 6	1944	12/31/19	API	004936		393026	W 012720EF	Amazon.com DI2AO5CP3	BANK OF AMERICA	3174	33.96
22410011	57700	TRUST FUNDS DISBURSED	20/ 6	1944	12/31/19	API	004936		393049	W 012720EF	WM SUPERCENTER #1383	BANK OF AMERICA	3174	127.29
22410011	57700	TRUST FUNDS DISBURSED	20/ 6	1944	12/31/19	API	004936		393138	W 012720EF	WAL-MART #1383	BANK OF AMERICA	3174	47.89
22410011	57700	TRUST FUNDS DISBURSED	20/ 6	1944	12/31/19	API	004936		393232	W 012720EF	WAL-MART #1383	BANK OF AMERICA	3174	89.00
22410011	57700	TRUST FUNDS DISBURSED	20/ 6	1944	12/31/19	API	004936		393245	W 012720EF	PIZZA HUT 34753	BANK OF AMERICA	3174	19.59
22410011	57700	TRUST FUNDS DISBURSED	20/ 6	1944	12/31/19	API	004936		393283	W 012720EF	WM SUPERCENTER #1383	BANK OF AMERICA	3174	11.64
22410011	57700	TRUST FUNDS DISBURSED	20/ 6	1944	12/31/19	API	004936		393307	W 012720EF	AMZN Mktp US DN6AO4UH3	BANK OF AMERICA	3174	40.12
22410011	57700	TRUST FUNDS DISBURSED	20/ 6	1997	12/31/19	API	012573		393511	4775	LEGAL RESEARCH DEC19	GLOBAL RESEARCH SOLU	958275	149.00
22410011	57700	TRUST FUNDS DISBURSED	20/ 7	183	01/07/20	API	001871		388464	4582	286 PCS CHICKEN	MARYLAND FRIED CHICK	957020	296.15
22410011	57700	TRUST FUNDS DISBURSED	20/ 7	190	11/01/19	API	002775		388424	4577	MOVIES	VIDEO WAREHOUSE	957132	7.49
22410011	57700	TRUST FUNDS DISBURSED	20/ 7	264	01/09/20	API	044697	20200125	388744	4609	PROFESSIONAL GROUP COUNSELING:	JINKS, CHRISTY A.I.	3134	200.00
22410011	57700	TRUST FUNDS DISBURSED	20/ 7	410	01/14/20	API	000210		389280	4650	#1000479072: DETENTION CENTER	HARGRAY TELEPHONE	957461	132.56
22410011	57700	TRUST FUNDS DISBURSED	20/ 7	411	01/14/20	API	002775		389264	4651	MOVIES	VIDEO WAREHOUSE	957609	7.49
22410011	57700	TRUST FUNDS DISBURSED	20/ 7	417	01/14/20	API	011551	20200280	389318	4656	CHAPLIN SERVICES FOR DETENTION	ROBERTS, RANDY	957535	1,000.00
22410011	57700	TRUST FUNDS DISBURSED	20/ 7	424	01/14/20	API	001871		389396	4660	200PCS CHICKEN	MARYLAND FRIED CHICK	957496	207.10
22410011	57700	TRUST FUNDS DISBURSED	20/ 7	529	01/31/20	API	044697	20200125	389477	W 011620EF	PROFESSIONAL GROUP COUNSELING:	JINKS, CHRISTY A.I.	3150	200.00
22410011	57700	TRUST FUNDS DISBURSED	20/ 7	624	01/22/20	API	044697	20200125	390021	4704	PROFESSIONAL GROUP COUNSELING:	JINKS, CHRISTY A.I.	3169	200.00
22410011	57700	TRUST FUNDS DISBURSED	20/ 7	742	01/27/20	API	001871		393336	4753	230 PCS CHICKEN	MARYLAND FRIED CHICK	958317	247.48
22410011	57700	TRUST FUNDS DISBURSED	20/ 7	742	01/27/20	API	001871		393338	4753	200 PCS CHICKEN	MARYLAND FRIED CHICK	958317	207.10
22410011	57700	TRUST FUNDS DISBURSED	20/ 7	770	01/27/20	API	000083		393364	4758	HANDBOOKS: DETENTION CENTER	BUDGET PRINT CENTER	958221	467.59
22410011	57700	TRUST FUNDS DISBURSED	20/ 7	770	01/27/20	API	000083		393366	4758	HANDBOOKS: DETENTION CENTER	BUDGET PRINT CENTER	958221	1,037.90
22410011	57700	TRUST FUNDS DISBURSED	20/ 7	945	01/28/20	API	000058		393481	4767	GAMES, SHOES, BOXERS	BOB BARKER COMPANY	958216	253.89
22410011	57700	TRUST FUNDS DISBURSED	20/ 7	1011	01/29/20	API	044697	20200125	393690	4792	PROFESSIONAL GROUP COUNSELING:	JINKS, CHRISTY A.I.	3181	200.00
22410011	57700	TRUST FUNDS DISBURSED	20/ 7	1089	01/29/20	API	002775		393700	4790	MOVIES	VIDEO WAREHOUSE	958417	7.49

ORG	OBJ	ACCOUNT DESC	YR/PR	JNL	EFF DATE	SRC	REF1	REF2	REF3	REF4	COMMENT	VENDOR CODE	CHECK #	AMOUNT
22410011	57700	TRUST FUNDS DISBURSED	20/ 7	1089	01/29/20	API	002775		393701	4790	MOVIES	VIDEO WAREHOUSE	958417	7.49
22410011	57700	TRUST FUNDS DISBURSED	20/ 7	1345	01/31/20	API	044697	20200125	394448	4846	PROFESSIONAL GROUP COUNSELING:	JINKS, CHRISTY A.I.	3194	200.00
22410011	57700	TRUST FUNDS DISBURSED	20/ 7	1404	02/10/20	API	005212		394986	4883	CLEANED SPRINKLER HEADS- DETEN	SENTRY SPRINKLERS IN	959492	350.00
22410011	57700	TRUST FUNDS DISBURSED	20/ 7	1404	02/10/20	API	002775		394989	4883	MOVIES	VIDEO WAREHOUSE	959544	7.49
22410011	57700	TRUST FUNDS DISBURSED	20/ 7	1423	01/31/20	API	001871		395072	4887	185 PCS CHICKEN	MARYLAND FRIED CHICK	959409	191.57
22410011	57700	TRUST FUNDS DISBURSED	20/ 7	1456	01/31/20	API	010547	20201011	395313	4919	SCAAP ANNUAL AWARD	JUSTICE BENEFITS INC	959391	9,924.20
22410011	57700	TRUST FUNDS DISBURSED	20/ 7	1484	01/31/20	API	000058		395487	4943	SHOES, SHEETS	BOB BARKER COMPANY	959282	170.20
22410011	57700	TRUST FUNDS DISBURSED	20/ 7	1629	01/31/20	API	004936		396523	W 022020EF	AMZN Mktp US DE1CB6HA3	BANK OF AMERICA	3221	377.79
22410011	57700	TRUST FUNDS DISBURSED	20/ 7	1629	01/31/20	API	004936		396559	W 022020EF	Amazon.com LM7R46GV3	BANK OF AMERICA	3221	139.06
22410011	57700	TRUST FUNDS DISBURSED	20/ 7	1629	01/31/20	API	004936		396567	W 022020EF	WM SUPERCENTER #1383	BANK OF AMERICA	3221	123.24
22410011	57700	TRUST FUNDS DISBURSED	20/ 7	1629	01/31/20	API	004936		396716	W 022020EF	WAL-MART #1383	BANK OF AMERICA	3221	82.47
22410011	57700	TRUST FUNDS DISBURSED	20/ 7	1629	01/31/20	API	004936		396823	W 022020EF	WM SUPERCENTER #1383	BANK OF AMERICA	3221	36.36
22410011	57700	TRUST FUNDS DISBURSED	20/ 7	1629	01/31/20	API	004936		396914	W 022020EF	AMZN Mktp US V20N50043	BANK OF AMERICA	3221	96.30
22410011	57700	TRUST FUNDS DISBURSED	20/ 7	1629	01/31/20	API	004936		396938	W 022020EF	WM SUPERCENTER #1383	BANK OF AMERICA	3221	29.97
22410011	57700	TRUST FUNDS DISBURSED	20/ 7	1629	01/31/20	API	004936		397016	W 022020EF	AMZN Mktp US M98LP1K31	BANK OF AMERICA	3221	96.27
22410011	57700	TRUST FUNDS DISBURSED	20/ 7	1629	01/31/20	API	004936		397025	W 022020EF	WM SUPERCENTER #1383	BANK OF AMERICA	3221	105.93
22410011	57700	TRUST FUNDS DISBURSED	20/ 7	1660	01/01/20	API	012399		397051	4998	PHONE INTERPRETATION JAN20	VOIANCE LANGUAGE SVS	960320	598.99
22410011	57700	TRUST FUNDS DISBURSED	20/ 8	382	02/11/20	API	011551	20200280	395169	4901	CHAPLIN SERVICES FOR DETENTION	ROBERTS, RANDY	959467	1,000.00
22410011	57700	TRUST FUNDS DISBURSED	20/ 8	432	02/12/20	API	000210		395340	4921	#1000479072: DETENTION CENTER	HARGRAY TELEPHONE	959364	132.56
22410011	57700	TRUST FUNDS DISBURSED	20/ 8	446	02/13/20	API	044697	20200125	395388	4926	PROFESSIONAL GROUP COUNSELING:	JINKS, CHRISTY A.I.	3206	200.00
22410011	57700	TRUST FUNDS DISBURSED	20/ 8	648	02/19/20	API	002775		396432	4984	MOVIES	VIDEO WAREHOUSE	960319	7.49
22410011	57700	TRUST FUNDS DISBURSED	20/ 8	669	02/19/20	API	044697	20200125	396499	W 022020EF	PROFESSIONAL GROUP COUNSELING:	JINKS, CHRISTY A.I.	3229	200.00
22410011	57700	TRUST FUNDS DISBURSED	20/ 8	706	02/20/20	API	001871		397081	5003	235 PCS. CHICKEN	MARYLAND FRIED CHICK	960206	243.34
22410011	57700	TRUST FUNDS DISBURSED	20/ 8	706	02/20/20	API	001871		397082	5003	240PCS CHICKEN	MARYLAND FRIED CHICK	960206	248.52
22410011	57700	TRUST FUNDS DISBURSED	20/ 8	714	02/01/20	API	002775		397053	4998	MOVIES	VIDEO WAREHOUSE	960319	7.49
22410011	57700	TRUST FUNDS DISBURSED	20/ 8	913	02/24/20	API	000197		398298	5038	FLOOR CLEANER, EYE WASH	GLOBAL EQUIPMENT COM	960659	117.67
22410011	57700	TRUST FUNDS DISBURSED	20/ 8	1100	02/26/20	API	044697	20200125	398457	W 022720EF	PROFESSIONAL GROUP COUNSELING:	JINKS, CHRISTY A.I.	3240	200.00
22410011	57700	TRUST FUNDS DISBURSED	20/ 8	1243	02/28/20	API	001871		399343	5098	200 PCS CHICKEN	MARYLAND FRIED CHICK	961499	207.10
22410011	57700	TRUST FUNDS DISBURSED	20/ 8	1281	02/29/20	API	000058		399359	5101	RAZORS, BARBICIDE	BOB BARKER COMPANY	961407	698.68
22410011	57700	TRUST FUNDS DISBURSED	20/ 8	1302	02/28/20	API	001871		399528	5111	230PCS CHICKEN	MARYLAND FRIED CHICK	961499	238.17
22410011	57700	TRUST FUNDS DISBURSED	20/ 8	1306	02/28/20	API	044697	20200125	399552	W 030520EF	PROFESSIONAL GROUP COUNSELING:	JINKS, CHRISTY A.I.	3257	200.00
22410011	57700	TRUST FUNDS DISBURSED	20/ 8	1350	12/01/19	API	002775		399581	5116	MOVIES	VIDEO WAREHOUSE	961586	7.49
22410011	57700	TRUST FUNDS DISBURSED	20/ 8	1350	12/01/19	API	002775		399582	5116	movies	VIDEO WAREHOUSE	961586	11.24
22410011	57700	TRUST FUNDS DISBURSED	20/ 8	1626	03/01/20	API	012399		401206	5238	PHONE INTERPRETATION FEB20	VOIANCE LANGUAGE SVS	962687	257.24
22410011	57700	TRUST FUNDS DISBURSED	20/ 8	1633	02/29/20	API	004936		401368	W 031920EF	WAL-MART #1383	BANK OF AMERICA	3294	32.72
22410011	57700	TRUST FUNDS DISBURSED	20/ 8	1633	02/29/20	API	004936		401370	W 031920EF	AMZN Mktp US KPOHF6J33	BANK OF AMERICA	3294	138.44
22410011	57700	TRUST FUNDS DISBURSED	20/ 8	1633	02/29/20	API	004936		401460	W 031920EF	WM SUPERCENTER #1383	BANK OF AMERICA	3294	109.01
22410011	57700	TRUST FUNDS DISBURSED	20/ 8	1633	02/29/20	API	004936		401472	W 031920EF	PIZZA HUT 34753	BANK OF AMERICA	3294	101.32
22410011	57700	TRUST FUNDS DISBURSED	20/ 8	1633	02/29/20	API	004936		401531	W 031920EF	WALGREENS #6597	BANK OF AMERICA	3294	6.40



ORG	OBJ	ACCOUNT DESC	YR/PR	JNL	EFF DATE	SRC	REF1	REF2	REF3	REF4	COMMENT	VENDOR CODE	CHECK #	AMOUNT
22410011	57700	TRUST FUNDS DISBURSED	20/ 8	1633	02/29/20	API	004936		401570	W 031920EF	WM SUPERCENTER #1383	BANK OF AMERICA	3294	70.82
22410011	57700	TRUST FUNDS DISBURSED	20/ 8	1633	02/29/20	API	004936		401651	W 031920EF	SCGOV866-340-7105DMV0007	BANK OF AMERICA	3294	22.76
22410011	57700	TRUST FUNDS DISBURSED	20/ 8	1633	02/29/20	API	004936		401653	W 031920EF	WM SUPERCENTER #1383	BANK OF AMERICA	3294	130.74
22410011	57700	TRUST FUNDS DISBURSED	20/ 9	332	02/01/20	API	002775		400369	5180	MOVIES	VIDEO WAREHOUSE	962176	7.49
22410011	57700	TRUST FUNDS DISBURSED	20/ 9	385	03/11/20	API	044697	20200125	400478	W 031220EF	PROFESSIONAL GROUP COUNSELING:	JINKS, CHRISTY A.I.	3277	200.00
22410011	57700	TRUST FUNDS DISBURSED	20/ 9	697	03/18/20	API	000210		401244	5250	#1000479072: DETENTION CENTER	HARGRAY TELEPHONE	962550	132.56
22410011	57700	TRUST FUNDS DISBURSED	20/ 9	699	03/01/20	API	002775		401205	5238	MOVIES	VIDEO WAREHOUSE	962685	7.49
22410011	57700	TRUST FUNDS DISBURSED	20/ 9	706	03/18/20	API	012573		401261	5251	LEGAL RESEARCH	GLOBAL RESEARCH SOLU	962544	595.00
22410011	57700	TRUST FUNDS DISBURSED	20/ 9	706	03/18/20	API	001871		401262	5251	215 PCS CHICKEN	MARYLAND FRIED CHICK	962579	204.25
22410011	57700	TRUST FUNDS DISBURSED	20/ 9	706	03/18/20	API	001871		401263	5251	180PCS CHICKEN	MARYLAND FRIED CHICK	962579	186.39
22410011	57700	TRUST FUNDS DISBURSED	20/ 9	709	03/18/20	API	044697	20200125	401303	W 031920EF	PROFESSIONAL GROUP COUNSELING:	JINKS, CHRISTY A.I.	3299	200.00
22410011	57700	TRUST FUNDS DISBURSED	20/ 9	758	03/18/20	API	011551	20200280	401260	5252	CHAPLIN SERVICES FOR DETENTION	ROBERTS, RANDY	962625	1,000.00
22410011	57700	TRUST FUNDS DISBURSED	20/ 9	875	03/24/20	API	002775		402728	5300	MOVIES	VIDEO WAREHOUSE	963528	7.49
22410011	57700	TRUST FUNDS DISBURSED	20/ 9	891	03/25/20	API	001871		402822	5309	400PCS CHICKEN	MARYLAND FRIED CHICK	963447	414.20
22410011	57700	TRUST FUNDS DISBURSED	20/ 9	1051	03/31/20	API	002775		403608	5344	MOVIES	VIDEO WAREHOUSE	963838	7.49
22410011	57700	TRUST FUNDS DISBURSED	20/ 9	1072	03/31/20	API	001871		403746	5356	230 PCS CHICKEN	MARYLAND FRIED CHICK	963775	238.17
22410011	57700	TRUST FUNDS DISBURSED	20/ 9	1155	03/30/20	API	000083		404157	5376	FORMS: DETENTION CENTER	BUDGET PRINT CENTER	964298	548.32
22410011	57700	TRUST FUNDS DISBURSED	20/ 9	1155	03/30/20	API	009140		404162	5376	LAUNDRY BAGS	CHARM-TEX INC.	964304	212.90
22410011	57700	TRUST FUNDS DISBURSED	20/ 9	1246	03/31/20	API	000058		404511	5411	THONGS	BOB BARKER COMPANY	964529	649.45
22410011	57700	TRUST FUNDS DISBURSED	20/ 9	1317	03/01/20	API	012399		404874	5436	PHONE INTERPRETATION MAR20	VOIANCE LANGUAGE SVS	964678	268.02
22410011	57700	TRUST FUNDS DISBURSED	20/10	96	04/01/20	API	000065		402978	5320	RENEWAL: HHI-14896518	BEAUFORT GAZETTE	963361	2,038.40
22410011	57700	TRUST FUNDS DISBURSED	20/10	199	04/08/20	API	002775		404403	5395	MOVIES	VIDEO WAREHOUSE	964427	7.49
22410011	57700	TRUST FUNDS DISBURSED	20/10	200	04/10/20	API	001871		404456	5400	190PCS CHICKEN	MARYLAND FRIED CHICK	964356	196.75
22410011	57700	TRUST FUNDS DISBURSED	20/10	233	04/09/20	API	000210		404475	5405	#1000479072: DETENTION CENTER	HARGRAY TELEPHONE	964577	132.56
22410011	57700	TRUST FUNDS DISBURSED	20/10	312	04/01/20	API	011551	20200280	404736	5427	CHAPLIN SERVICES FOR DETENTION	ROBERTS, RANDY	964629	1,000.00
22410011	57700	TRUST FUNDS DISBURSED	20/10	314	04/14/20	API	009140	20201112	404776	5423	INMATE UNIFORMS	CHARM-TEX INC.	964540	2,373.60
22410011	57700	TRUST FUNDS DISBURSED	20/10	351	04/15/20	API	002775		404856	5436	MOVIES	VIDEO WAREHOUSE	964676	7.49
<b>22410011 Total</b>													<b>\$ 72,555.93</b>	
22420011	57700	TRUST FUNDS DISBURSED	20/ 1	1798	07/31/19	API	004936		370872	W 08152019	WM SUPERCENTER #1383	BANK OF AMERICA	2861	10.79
22420011	57700	TRUST FUNDS DISBURSED	20/ 4	1309	10/30/19	API	010547	20200725	381358	4021	SCAAP ANNUAL AWARD	JUSTICE BENEFITS INC	953495	10,896.60
22420011	57700	TRUST FUNDS DISBURSED	20/ 4	1627	10/31/19	API	009140		382620	4127	HYGIENE PRODUCTS	CHARM-TEX INC.	954269	436.40
22420011	57700	TRUST FUNDS DISBURSED	20/ 4	1665	10/31/19	API	004936		382971	W 111419EF	AMZN Mktp US U78XG7323	BANK OF AMERICA	3029	753.26
22420011	57700	TRUST FUNDS DISBURSED	20/ 4	1798	10/01/19	API	000385		384332	4232	UNIT#40349 INSTALL EQUIP/MAINT	SAVANNAH COMMUNICATI	954822	743.11
22420011	57700	TRUST FUNDS DISBURSED	20/ 4	1931	10/31/19	APM	009140		382620	APM	HYGIENE PRODUCTS	CHARM-TEX INC.	954269	(436.40)
22420011	57700	TRUST FUNDS DISBURSED	20/ 5	1624	11/30/19	API	040003		386135	4403	#00782389-4:OUT OF STATE SALES	SC DEPARTMENT OF REV	3110	29.94
22420011	57700	TRUST FUNDS DISBURSED	20/ 6	540	11/01/19	API	008391		386632	4430	REMOVAL OF MARKINGS FROM CHEVY	SOUTHERN SIGNS	956247	200.00
22420011	57700	TRUST FUNDS DISBURSED	20/ 7	417	01/14/20	API	013289		389319	4656	20RCT3544-LICENSE RENEWAL C.M.	R.A.D. SYSTEMS	957528	75.00
22420011	57700	TRUST FUNDS DISBURSED	20/ 7	731	01/27/20	API	013474		393312	4746	CCTV CAMERAS W/ MONITOR	LEARY, H. T.		2,045.00
22420011	57700	TRUST FUNDS DISBURSED	20/ 7	1133	01/20/20	APM	013474		393312	APM	CCTV CAMERAS W/ MONITOR	LEARY, H. T.		(2,045.00)

ORG	OBJ	ACCOUNT DESC	YR/PR	JNL	EFF DATE	SRC	REF1	REF2	REF3	REF4	COMMENT	VENDOR CODE	CHECK #	AMOUNT
22420011	57700	TRUST FUNDS DISBURSED	20/ 7	1134	01/31/20	API	013474	20200917	393775	4811	CAMERAS FOR TRANSPORT VAN	LEARY, H. T.	958305	2,045.00
22420011	57700	TRUST FUNDS DISBURSED	20/ 7	1423	01/31/20	API	001537		395087	4887	CERTFICATES: EMPLOYEE OF THE	MURR'S PRINTING	959424	36.38
22420011	57700	TRUST FUNDS DISBURSED	20/ 7	1609	01/31/20	API	040003		396269	4971	#00782389-4:OUT OF STATE SALES	SC DEPARTMENT OF REV	3217	136.86
22420011	57700	TRUST FUNDS DISBURSED	20/ 7	1650	01/31/20	API	009858		397074	5004	MEDICATION	CLINICAL SOLUTIONS	960131	14,209.86
22420011	57700	TRUST FUNDS DISBURSED	20/ 8	1302	02/28/20	API	002144	20200978	399515	5111	ALUMINUM CUSTOM CUTS-SHOWER DO	PENDER BROTHERS INC	961528	1,765.31
22420011	57700	TRUST FUNDS DISBURSED	20/ 8	1618	02/29/20	API	040003		401110	5233	#00782389-4:OUT OF STATE SALES	SC DEPARTMENT OF REV	3289	136.86
22420011	57700	TRUST FUNDS DISBURSED	20/ 9	215	03/09/20	API	013474	20200784	400268	5164	VAN INSERT	LEARY, H. T.	962070	15,300.00
22420011	57700	TRUST FUNDS DISBURSED	20/ 9	1299	03/31/20	API	040003		404842	5433	#00782389-4:OUT OF STATE SALES	SC DEPARTMENT OF REV	3361	977.55
<b>22420011 Total</b>														<b>\$ 47,316.52</b>
22580011	57700	TRUST FUNDS DISBURSED - NARCOT	20/ 1	1799	07/31/19	GEN	RECON			BANK RECON	NARCOTICS			200.00
22580011	57700	TRUST FUNDS DISBURSED - NARCOT	20/ 1	1799	07/31/19	GEN	RECON			BANK RECON	NARCOTICS			2.00
22580011	57700	TRUST FUNDS DISBURSED - NARCOT	20/ 1	1799	07/31/19	GEN	RECON			BANK RECON	NARCOTICS			(200.00)
22580011	57700	TRUST FUNDS DISBURSED - NARCOT	20/ 1	1799	07/31/19	GEN	RECON			BANK RECON	NARCOTICS			3.00
22580011	57700	TRUST FUNDS DISBURSED - NARCOT	20/ 1	1799	07/31/19	GEN	RECON			BANK RECON	NARCOTICS			100.00
22580011	57700	TRUST FUNDS DISBURSED - NARCOT	20/ 1	1799	07/31/19	GEN	RECON			BANK RECON	NARCOTICS			2.00
22580011	57700	TRUST FUNDS DISBURSED - NARCOT	20/ 1	1801	07/31/19	GEN	RECON			BANK RECON	NARCOTICS			60.00
22580011	57700	TRUST FUNDS DISBURSED - NARCOT	20/ 1	1801	07/31/19	GEN	RECON			BANK RECON	NARCOTICS			2.00
22580011	57700	TRUST FUNDS DISBURSED - NARCOT	20/ 1	1801	07/31/19	GEN	RECON			BANK RECON	NARCOTICS			(60.00)
22580011	57700	TRUST FUNDS DISBURSED - NARCOT	20/ 1	1963	07/31/19	GEN	RECON			BANK RECON	NARCOTICS			3.00
22580011	57700	TRUST FUNDS DISBURSED - NARCOT	20/ 1	1963	07/31/19	GEN	RECON			BANK RECON	NARCOTICS			100.00
22580011	57700	TRUST FUNDS DISBURSED - NARCOT	20/ 1	1963	07/31/19	GEN	RECON			BANK RECON	NARCOTICS			2.00
22580011	57700	TRUST FUNDS DISBURSED - NARCOT	20/ 1	1963	07/31/19	GEN	RECON			BANK RECON	NARCOTICS			100.00
22580011	57700	TRUST FUNDS DISBURSED - NARCOT	20/ 2	4	08/31/19	GEN	RECON			BANK RECON	NARCOTICS			40.00
22580011	57700	TRUST FUNDS DISBURSED - NARCOT	20/ 2	4	08/31/19	GEN	RECON			BANK RECON	NARCOTICS			2.00
22580011	57700	TRUST FUNDS DISBURSED - NARCOT	20/ 2	9	08/31/19	GEN	REVERS			REVERSAL	REVERSAL OF JE 2020-02-0004			(40.00)
22580011	57700	TRUST FUNDS DISBURSED - NARCOT	20/ 2	9	08/31/19	GEN	REVERS			REVERSAL	REVERSAL OF JE 2020-02-0004			(2.00)
22580011	57700	TRUST FUNDS DISBURSED - NARCOT	20/ 2	1429	08/31/19	GEN	RECON			BANK RECON	NARCOTICS			3.00
22580011	57700	TRUST FUNDS DISBURSED - NARCOT	20/ 2	1429	08/31/19	GEN	RECON			BANK RECON	NARCOTICS			400.00
22580011	57700	TRUST FUNDS DISBURSED - NARCOT	20/ 2	1429	08/31/19	GEN	RECON			BANK RECON	NARCOTICS			2.00
22580011	57700	TRUST FUNDS DISBURSED - NARCOT	20/ 2	1429	08/31/19	GEN	RECON			BANK RECON	NARCOTICS			400.00
22580011	57700	TRUST FUNDS DISBURSED - NARCOT	20/ 2	1429	08/31/19	GEN	RECON			BANK RECON	NARCOTICS			80.00
22580011	57700	TRUST FUNDS DISBURSED - NARCOT	20/ 2	1429	08/31/19	GEN	RECON			BANK RECON	NARCOTICS			3.00
22580011	57700	TRUST FUNDS DISBURSED - NARCOT	20/ 2	1429	08/31/19	GEN	RECON			BANK RECON	NARCOTICS			100.00
22580011	57700	TRUST FUNDS DISBURSED - NARCOT	20/ 2	1429	08/31/19	GEN	RECON			BANK RECON	NARCOTICS			2.00
22580011	57700	TRUST FUNDS DISBURSED - NARCOT	20/ 2	1431	08/31/19	GEN	RECON			BANK RECON	NARCOTICS			3.00
22580011	57700	TRUST FUNDS DISBURSED - NARCOT	20/ 2	1431	08/31/19	GEN	RECON			BANK RECON	NARCOTICS			3.00
22580011	57700	TRUST FUNDS DISBURSED - NARCOT	20/ 2	1431	08/31/19	GEN	RECON			BANK RECON	NARCOTICS			100.00
22580011	57700	TRUST FUNDS DISBURSED - NARCOT	20/ 2	1431	08/31/19	GEN	RECON			BANK RECON	NARCOTICS			200.00
22580011	57700	TRUST FUNDS DISBURSED - NARCOT	20/ 2	1431	08/31/19	GEN	RECON			BANK RECON	NARCOTICS			2.00



ORG	OBJ	ACCOUNT DESC	YR/PR	JNL	EFF DATE	SRC	REF1	REF2	REF3	REF4	COMMENT	VENDOR CODE	CHECK #	AMOUNT
22580011	57700	TRUST FUNDS DISBURSED - NARCOT	20/ 4	1791	10/31/19	GEN	RECON			BANK RECON	NARCOTICS			60.00
22580011	57700	TRUST FUNDS DISBURSED - NARCOT	20/ 4	1791	10/31/19	GEN	RECON			BANK RECON	NARCOTICS			2.00
22580011	57700	TRUST FUNDS DISBURSED - NARCOT	20/ 4	1793	10/31/19	GEN	RECON			BANK RECON	NARCOTICS			20.00
22580011	57700	TRUST FUNDS DISBURSED - NARCOT	20/ 4	1793	10/31/19	GEN	RECON			BANK RECON	NARCOTICS			20.00
22580011	57700	TRUST FUNDS DISBURSED - NARCOT	20/ 5	1510	11/30/19	GEN	RECON			BANK RECON	NARCOTICS			3.00
22580011	57700	TRUST FUNDS DISBURSED - NARCOT	20/ 5	1510	11/30/19	GEN	RECON			BANK RECON	NARCOTICS			300.00
22580011	57700	TRUST FUNDS DISBURSED - NARCOT	20/ 5	1510	11/30/19	GEN	RECON			BANK RECON	NARCOTICS			2.00
22580011	57700	TRUST FUNDS DISBURSED - NARCOT	20/ 5	1511	11/30/19	GEN	RECON			BANK RECON	NARCOTICS			242.99
22580011	57700	TRUST FUNDS DISBURSED - NARCOT	20/ 5	1511	11/30/19	GEN	RECON			BANK RECON	NARCOTICS			(200.00)
22580011	57700	TRUST FUNDS DISBURSED - NARCOT	20/ 5	1512	11/30/19	GEN	RECON			BANK RECON	NARCOTICS			2.50
22580011	57700	TRUST FUNDS DISBURSED - NARCOT	20/ 5	1512	11/30/19	GEN	RECON			BANK RECON	NARCOTICS			3.00
22580011	57700	TRUST FUNDS DISBURSED - NARCOT	20/ 5	1512	11/30/19	GEN	RECON			BANK RECON	NARCOTICS			3.00
22580011	57700	TRUST FUNDS DISBURSED - NARCOT	20/ 5	1512	11/30/19	GEN	RECON			BANK RECON	NARCOTICS			20.00
22580011	57700	TRUST FUNDS DISBURSED - NARCOT	20/ 5	1512	11/30/19	GEN	RECON			BANK RECON	NARCOTICS			40.00
22580011	57700	TRUST FUNDS DISBURSED - NARCOT	20/ 5	1512	11/30/19	GEN	RECON			BANK RECON	NARCOTICS			60.00
22580011	57700	TRUST FUNDS DISBURSED - NARCOT	20/ 5	1512	11/30/19	GEN	RECON			BANK RECON	NARCOTICS			2.00
22580011	57700	TRUST FUNDS DISBURSED - NARCOT	20/ 5	1512	11/30/19	GEN	RECON			BANK RECON	NARCOTICS			2.00
22580011	57700	TRUST FUNDS DISBURSED - NARCOT	20/ 5	1512	11/30/19	GEN	RECON			BANK RECON	NARCOTICS			2.00
22580011	57700	TRUST FUNDS DISBURSED - NARCOT	20/ 5	1512	11/30/19	GEN	RECON			BANK RECON	NARCOTICS			3.00
22580011	57700	TRUST FUNDS DISBURSED - NARCOT	20/ 5	1512	11/30/19	GEN	RECON			BANK RECON	NARCOTICS			3.00
22580011	57700	TRUST FUNDS DISBURSED - NARCOT	20/ 5	1512	11/30/19	GEN	RECON			BANK RECON	NARCOTICS			80.00
22580011	57700	TRUST FUNDS DISBURSED - NARCOT	20/ 5	1512	11/30/19	GEN	RECON			BANK RECON	NARCOTICS			100.00
22580011	57700	TRUST FUNDS DISBURSED - NARCOT	20/ 5	1512	11/30/19	GEN	RECON			BANK RECON	NARCOTICS			2.00
22580011	57700	TRUST FUNDS DISBURSED - NARCOT	20/ 5	1512	11/30/19	GEN	RECON			BANK RECON	NARCOTICS			2.00
22580011	57700	TRUST FUNDS DISBURSED - NARCOT	20/ 5	1512	11/30/19	GEN	RECON			BANK RECON	NARCOTICS			(40.00)
22580011	57700	TRUST FUNDS DISBURSED - NARCOT	20/ 6	2069	12/31/19	GEN	RECON			BANK RECON	NARCOTICS			3.00
22580011	57700	TRUST FUNDS DISBURSED - NARCOT	20/ 6	2069	12/31/19	GEN	RECON			BANK RECON	NARCOTICS			100.00
22580011	57700	TRUST FUNDS DISBURSED - NARCOT	20/ 6	2069	12/31/19	GEN	RECON			BANK RECON	NARCOTICS			2.29
22580011	57700	TRUST FUNDS DISBURSED - NARCOT	20/ 6	2071	12/31/19	GEN	RECON			BANK RECON	NARCOTICS			2.50
22580011	57700	TRUST FUNDS DISBURSED - NARCOT	20/ 6	2071	12/31/19	GEN	RECON			BANK RECON	NARCOTICS			100.00
22580011	57700	TRUST FUNDS DISBURSED - NARCOT	20/ 6	2071	12/31/19	GEN	RECON			BANK RECON	NARCOTICS			2.29
22580011	57700	TRUST FUNDS DISBURSED - NARCOT	20/ 7	1547	01/31/20	GEN	RECON			BANK RECON	NARCOTICS			(160.00)
22580011	57700	TRUST FUNDS DISBURSED - NARCOT	20/ 7	1547	01/31/20	GEN	RECON			BANK RECON	NARCOTICS			3.00
22580011	57700	TRUST FUNDS DISBURSED - NARCOT	20/ 7	1547	01/31/20	GEN	RECON			BANK RECON	NARCOTICS			3.00
22580011	57700	TRUST FUNDS DISBURSED - NARCOT	20/ 7	1547	01/31/20	GEN	RECON			BANK RECON	NARCOTICS			140.00
22580011	57700	TRUST FUNDS DISBURSED - NARCOT	20/ 7	1547	01/31/20	GEN	RECON			BANK RECON	NARCOTICS			200.00
22580011	57700	TRUST FUNDS DISBURSED - NARCOT	20/ 7	1547	01/31/20	GEN	RECON			BANK RECON	NARCOTICS			2.29
22580011	57700	TRUST FUNDS DISBURSED - NARCOT	20/ 7	1547	01/31/20	GEN	RECON			BANK RECON	NARCOTICS			2.29
22580011	57700	TRUST FUNDS DISBURSED - NARCOT	20/ 7	1547	01/31/20	GEN	RECON			BANK RECON	NARCOTICS			3.50

ORG	OBJ	ACCOUNT DESC	YR/PR	JNL	EFF DATE	SRC	REF1	REF2	REF3	REF4	COMMENT	VENDOR CODE	CHECK #	AMOUNT
22580011	57700	TRUST FUNDS DISBURSED - NARCOT	20/ 7	1547	01/31/20	GEN	RECON			BANK RECON	NARCOTICS			300.00
22580011	57700	TRUST FUNDS DISBURSED - NARCOT	20/ 7	1547	01/31/20	GEN	RECON			BANK RECON	NARCOTICS			2.29
22580011	57700	TRUST FUNDS DISBURSED - NARCOT	20/ 7	1547	01/31/20	GEN	RECON			BANK RECON	NARCOTICS			42.99
22580011	57700	TRUST FUNDS DISBURSED - NARCOT	20/ 7	1547	01/31/20	GEN	RECON			BANK RECON	NARCOTICS			3.00
22580011	57700	TRUST FUNDS DISBURSED - NARCOT	20/ 7	1547	01/31/20	GEN	RECON			BANK RECON	NARCOTICS			300.00
22580011	57700	TRUST FUNDS DISBURSED - NARCOT	20/ 7	1547	01/31/20	GEN	RECON			BANK RECON	NARCOTICS			2.29
22580011	57700	TRUST FUNDS DISBURSED - NARCOT	20/ 7	1547	01/31/20	GEN	RECON			BANK RECON	NARCOTICS			3.00
22580011	57700	TRUST FUNDS DISBURSED - NARCOT	20/ 7	1547	01/31/20	GEN	RECON			BANK RECON	NARCOTICS			260.00
22580011	57700	TRUST FUNDS DISBURSED - NARCOT	20/ 7	1547	01/31/20	GEN	RECON			BANK RECON	NARCOTICS			2.29
22580011	57700	TRUST FUNDS DISBURSED - NARCOT	20/ 7	1547	01/31/20	GEN	RECON			BANK RECON	NARCOTICS			42.99
22580011	57700	TRUST FUNDS DISBURSED - NARCOT	20/ 7	1547	01/31/20	GEN	RECON			BANK RECON	NARCOTICS			3.00
22580011	57700	TRUST FUNDS DISBURSED - NARCOT	20/ 7	1547	01/31/20	GEN	RECON			BANK RECON	NARCOTICS			220.00
22580011	57700	TRUST FUNDS DISBURSED - NARCOT	20/ 7	1547	01/31/20	GEN	RECON			BANK RECON	NARCOTICS			2.29
22580011	57700	TRUST FUNDS DISBURSED - NARCOT	20/ 7	1550	01/31/20	GEN	RECON			BANK RECON	NARCOTIC			(100.00)
22580011	57700	TRUST FUNDS DISBURSED - NARCOT	20/ 7	1550	01/31/20	GEN	RECON			BANK RECON	NARCOTIC			(3.00)
22580011	57700	TRUST FUNDS DISBURSED - NARCOT	20/ 7	1550	01/31/20	GEN	RECON			BANK RECON	NARCOTIC			(200.00)
22580011	57700	TRUST FUNDS DISBURSED - NARCOT	20/ 7	1550	01/31/20	GEN	RECON			BANK RECON	NARCOTIC			(2.29)
22580011	57700	TRUST FUNDS DISBURSED - NARCOT	20/ 7	1551	01/31/20	GEN	RECON			BANK RECON	NARCOTICS			33.63
22580011	57700	TRUST FUNDS DISBURSED - NARCOT	20/ 7	1551	01/31/20	GEN	RECON			BANK RECON	NARCOTICS			80.00
22580011	57700	TRUST FUNDS DISBURSED - NARCOT	20/ 7	1551	01/31/20	GEN	RECON			BANK RECON	NARCOTICS			3.00
22580011	57700	TRUST FUNDS DISBURSED - NARCOT	20/ 7	1551	01/31/20	GEN	RECON			BANK RECON	NARCOTICS			280.00
22580011	57700	TRUST FUNDS DISBURSED - NARCOT	20/ 7	1551	01/31/20	GEN	RECON			BANK RECON	NARCOTICS			2.29
22580011	57700	TRUST FUNDS DISBURSED - NARCOT	20/ 7	1646	01/31/20	GRV	RECON			2007001550	REVERSAL OF JE 2020-07-1550			100.00
22580011	57700	TRUST FUNDS DISBURSED - NARCOT	20/ 7	1646	01/31/20	GRV	RECON			2007001550	REVERSAL OF JE 2020-07-1550			3.00
22580011	57700	TRUST FUNDS DISBURSED - NARCOT	20/ 7	1646	01/31/20	GRV	RECON			2007001550	REVERSAL OF JE 2020-07-1550			200.00
22580011	57700	TRUST FUNDS DISBURSED - NARCOT	20/ 7	1646	01/31/20	GRV	RECON			2007001550	REVERSAL OF JE 2020-07-1550			2.29
22580011	57700	TRUST FUNDS DISBURSED - NARCOT	20/ 7	1647	01/31/20	GEN	RECON			BANK RECON	NARCOTICS			(100.00)
22580011	57700	TRUST FUNDS DISBURSED - NARCOT	20/ 7	1647	01/31/20	GEN	RECON			BANK RECON	NARCOTICS			3.00
22580011	57700	TRUST FUNDS DISBURSED - NARCOT	20/ 7	1647	01/31/20	GEN	RECON			BANK RECON	NARCOTICS			200.00
22580011	57700	TRUST FUNDS DISBURSED - NARCOT	20/ 7	1647	01/31/20	GEN	RECON			BANK RECON	NARCOTICS			2.29
22580011	57703	TRUST FUNDS DISBURSED - GEN	20/ 1	1784	07/31/19	GEN	JUL			11185	SHERIFF BANK RECON			293.57
22580011	57703	TRUST FUNDS DISBURSED - GEN	20/ 2	1601	08/31/19	GEN	AUG			11185	SHERIFF'S BANK RECON			3,744.48
22580011	57703	TRUST FUNDS DISBURSED - GEN	20/ 3	1243	09/30/19	GEN	SEPT			11185	SHERIFF BANK RECON			2,452.61
22580011	57703	TRUST FUNDS DISBURSED - GEN	20/ 4	1706	10/31/19	GEN	OCT			11185	SHERIFF BANK RECON			495.66
22580011	57703	TRUST FUNDS DISBURSED - GEN	20/ 5	1634	11/30/19	GEN	NOV			11185	NOV BANK RECON			3,468.51
22580011	57703	TRUST FUNDS DISBURSED - GEN	20/ 5	1851	11/29/19	GRV	NOV			2005001634	CORRECTING JE			(3,468.51)
22580011	57703	TRUST FUNDS DISBURSED - GEN	20/ 5	1854	11/29/19	GEN	NOV			11185	SHERIFF BANK RECON			6,304.51
22580011	57703	TRUST FUNDS DISBURSED - GEN	20/ 7	1958	01/31/20	GEN	JAN			11185	SHERRIF BANK RECON			300.00
22580011	57703	TRUST FUNDS DISBURSED - GEN	20/ 8	1724	02/29/20	GEN	FEB			11185	SHERIFF BANK ACCT RECON			150.00

ORG	OBJ	ACCOUNT DESC	YR/PR	JNL	EFF DATE	SRC	REF1	REF2	REF3	REF4	COMMENT	VENDOR CODE	CHECK #	AMOUNT
22580011	57704	TRUST FUNDS DISBURSED - SEX OF	20/ 2	1599	08/31/19	GEN	AUG			11181	SEX OFFENDERS BANK RECON			1.00
22580011	57704	TRUST FUNDS DISBURSED - SEX OF	20/ 2	1599	08/31/19	GEN	AUG			11181	SEX OFFENDERS BANK RECON			3,450.00
22580011	57704	TRUST FUNDS DISBURSED - SEX OF	20/ 4	1705	10/31/19	GEN	OCT			11181	SEX OFFENDERS BANK RECON			796.39
22580011	57704	TRUST FUNDS DISBURSED - SEX OF	20/ 5	1648	11/30/19	GEN	NOV			11181	SEX OFFENDERS BANK RECON			145.00
<b>22580011 Total</b>													<b>\$ 24,075.63</b>	
26120011	57700	TRUST FUNDS DISBURSED	20/ 2	1400	08/31/19	GEN	RECON			BANK RECON	BOARD OF TRUSTEES			4,219.23
26120011	57700	TRUST FUNDS DISBURSED	20/ 4	2178	10/31/19	GEN	RECON			BANK RECON	BOARD OF TRUSTEES			5,530.95
<b>26120011 Total</b>													<b>\$ 9,750.18</b>	
<b>Grand Total</b>													<b>\$ 523,093.36</b>	

**Expenditures (totals only)**

Account	Description	3rd PP-ACTUAL 6/30/2018	2nd PP-ACTUAL 6/30/2019	1st PP-FBUDGET 6/30/2020	1st PP-YTD ACTUAL 6/30/2020	REQUESTED BUDGET 6/30/2021
<b>Group : [50]</b>	<b>PERSONNEL</b>					
Fund : 1000	GEN FUND	73,817,916.99	74,231,050.99	83,140,454.00	58,691,975.12	82,798,141.38
Fund : 2001	LOCAL ATAX	52,538.04	50,868.64	63,272.00	27,439.19	63,272.00
Fund : 2002	LOCAL HTAX	50,170.83	48,375.02	63,272.00	27,423.53	63,272.00
Fund : 2010	LOCAL ADMISSIONS FEES	50,094.83	48,388.02	63,272.00	27,431.53	63,272.00
Fund : 2011	TREASURER EXECUTION FEES	702,489.87	688,809.79	822,641.00	463,041.30	916,331.00
Fund : 2101	CLERK OF COURT - UNIT COST	251,885.12	206,256.03	246,403.00	74,395.70	246,403.00
Fund : 2110	14TH CIRCUIT PUBLIC DEFENDER	2,199,984.07	2,297,284.74	2,526,798.00	1,507,409.42	3,144,769.98
Fund : 2201	BCSO E-911	408,872.88	363,227.30	469,980.00	246,185.37	469,980.00
Fund : 2251	VICTIMS ASSISTANCE PROGRAM	209,743.25	183,623.10	214,913.00	139,470.00	214,913.00
Fund : 2252	BCSO SPECIAL SERVICES	166,741.30	162,790.30	0.00	120,547.74	0.00
Fund : 2253	BCSO SCHOOL RESOURCE	498,898.03	525,802.75	586,002.00	374,833.29	586,002.00
Fund : 2342	COUNTYWIDE MOTOR VEHICLE FEES	21,013.65	72,788.91	129,966.00	72,365.80	129,966.00
Fund : 2401	ALCOHOL & DRUG ABUSE - ADMIN	104,774.38	197,313.56	221,227.00	127,633.00	221,227.00
Fund : 2402	ALCOHOL & DRUG ABUSE - SAFETY ACTION	169,200.98	78,015.64	133,779.00	88,995.40	133,779.00
Fund : 2403	ALCOHOL & DRUG ABUSE - SCHOOL INTERVENTION	68,191.88	64,446.05	76,260.00	51,019.31	76,260.00
Fund : 2404	ALCOHOL & DRUG ABUSE - COMMUNITY BASED TREATMENT	593,753.43	585,992.36	596,080.00	351,874.70	596,080.00
Fund : 2405	ALCOHOL & DRUG ABUSE - PREVENTIVE EDUCATION	240,198.03	169,323.51	236,207.00	167,228.79	236,207.00
Fund : 2406	ALCOHOL & DRUG ABUSE - SBIRT	0.00	0.00	165,101.00	14,395.34	0.00
Fund : 2407	ALCOHOL & DRUG ABUSE - INTENSIVE OUTPATIENT	196,753.60	219,801.04	232,054.00	144,110.85	232,054.00
Fund : 2441	DSN - ADMIN	432,680.50	427,742.31	411,856.00	302,856.19	415,058.00
Fund : 2442	DSN - ADULT EMPLOYMENT SVCS	1,613,495.81	1,714,106.81	2,104,740.00	1,038,146.86	2,152,569.00
Fund : 2443	DSN - SUPERVISED LIVING	56,511.43	59,965.48	66,021.00	45,590.94	68,950.00
Fund : 2444	DSN - CASE MANAGEMENT	527,359.57	570,464.21	478,440.00	315,095.82	500,151.00
Fund : 2445	DSN - FAMILY SUPPORT PROJECT	0.00	311.27	0.00	0.00	0.00
Fund : 2447	DSN - PORT ROYAL RESIDENCE	1,452,413.12	1,415,138.58	31,400.00	33,583.71	0.00
Fund : 2448	DSN - EARLY INTERVENTION	426,635.46	508,522.54	665,443.00	429,181.49	740,987.00
Fund : 2449	DSN - SUMMER SERVICES	10,534.55	11,461.32	13,509.00	8,555.18	13,509.00
Fund : 2450	DSN - COMMUNITY TRAINING	1,873,715.03	2,110,413.89	4,030,675.00	2,073,009.38	3,997,175.00
Fund : 2455	DSN - CTH I	5,780.94	5,097.50	9,445.00	4,099.08	9,446.00
Fund : 2457	DSN - BREAKERS	71,014.97	(77.51)	0.00	0.00	0.00
Fund : 2458	DSN - WAIVER RESPITE	60,995.83	0.00	0.00	0.00	0.00
Fund : 2503	COSY	217,806.93	247,653.05	225,249.00	180,080.57	225,249.00
Fund : 4701	2006 SALES TAX PROJECTS	63,142.36	35,852.68	10,884.00	6,652.59	0.00
Fund : 5025	STORMWATER UTILITY	2,743,361.28	2,379,957.34	3,637,402.00	1,546,290.06	3,710,558.00
Fund : 5100	LADY'S ISLAND AIRPORT	207,206.56	157,884.14	150,000.00	105,334.31	157,635.00
Fund : 5400	HILTON HEAD ISLAND AIRPORT	931,875.10	1,092,779.88	975,000.00	654,822.71	1,014,002.00
<b>Subtotal All Funds Presented</b>	<b>Group [50] PERSONNEL</b>	<b>90,497,750.60</b>	<b>90,931,431.24</b>	<b>102,797,745.00</b>	<b>69,461,074.27</b>	<b>103,197,218.36</b>
<b>Group : [51]</b>	<b>PURCHASED SERVICES</b>					
Fund : 0242	GEN FUND - TT ENG	159,818.83	156,104.24	0.00	39,651.68	0.00
Fund : 0604	GEN FUND - PAR	0.00	0.00	0.00	240.00	0.00
Fund : 0606	GEN FUND - PAR	1,290.00	0.00	0.00	0.00	0.00
Fund : 1000	GEN FUND	22,713,439.25	22,534,304.90	23,929,257.00	15,893,632.75	28,258,315.45
Fund : 2001	LOCAL ATAX	9,831.84	20,682.22	22,900.00	16,133.59	27,980.00
Fund : 2002	LOCAL HTAX	9,776.72	20,563.42	22,900.00	16,041.10	27,980.00
Fund : 2003	RURAL & CRITICAL DEBT SERVICE	44,496.56	40,414.02	40,000.00	0.00	50,000.00
Fund : 2010	LOCAL ADMISSIONS FEES	9,648.30	20,542.41	22,900.00	16,141.07	28,055.00
Fund : 2011	TREASURER EXECUTION FEES	358,698.82	620,639.24	694,300.00	344,645.13	480,100.00



**Expenditures (totals only)**

Account	Description	3rd PP-ACTUAL 6/30/2018	2nd PP-ACTUAL 6/30/2019	1st PP-FBUDGET 6/30/2020	1st PP-YTD ACTUAL 6/30/2020	REQUESTED BUDGET 6/30/2021
Fund : 2012	REFORESTATION	61,145.00	163,580.69	153,000.00	289,673.20	0.00
Fund : 2033	GROUP BENEFITS	(183,074.42)	(254,750.04)	0.00	(187,184.96)	0.00
Fund : 2034	GROUP INSURANCE	(1,670,879.24)	550,226.78	0.00	(899,528.52)	0.00
Fund : 2100	CLERK OF COURT - INCENTIVES	7,593.80	20,342.49	21,500.00	(9,970.19)	21,500.00
Fund : 2101	CLERK OF COURT - UNIT COST	27,952.20	25,032.36	27,000.00	6,177.84	27,000.00
Fund : 2110	14TH CIRCUIT PUBLIC DEFENDER	62,274.29	106,365.67	237,500.00	146,935.96	182,700.00
Fund : 2201	BCSO E-911	975,202.80	960,618.47	1,082,000.00	591,983.78	1,082,000.00
Fund : 2202	BCSO HAZ MAT TRUST	26,830.15	8,852.28	20,200.00	14,163.72	20,200.00
Fund : 2241	DETENTION CENTER TRUST	0.00	18.32	0.00	0.00	0.00
Fund : 2242	DETENTION CENTER ALIEN ASSIST	35.00	15,498.82	35,000.00	6,586.08	35,000.00
Fund : 2253	BCSO SCHOOL RESOURCE	23,514.25	10,954.71	16,900.00	5,981.94	16,900.00
Fund : 2255	BCSO ALZHEIMERS FUND	0.00	0.00	0.00	11.74	0.00
Fund : 2257	BCSO DRUG RESTRICTED	924.32	60.00	0.00	3,551.21	0.00
Fund : 2260	BCSO DRUG SEIZURE	0.00	0.00	0.00	12,937.00	0.00
Fund : 2262	BCSO BODY CAMERAS	0.00	7,538.20	0.00	1,850.00	0.00
Fund : 2302	ROAD IMPACT FEES - BLUFFTON	48,470.00	72,972.50	62,000.00	26,118.80	0.00
Fund : 2303	ROAD IMPACT FEES - NORTH BEAUFORT	15,054.50	93,348.50	40,000.00	32,121.86	0.00
Fund : 2311	WASTE MGMT RECYCLING SUBSIDY	0.00	799.00	0.00	875.00	0.00
Fund : 2342	COUNTYWIDE MOTOR VEHICLE FEES	176,475.13	261,156.33	102,500.00	83,688.66	500.00
Fund : 2343	CTC - STATE GAS TAX FUNDS	0.00	339.66	0.00	0.00	0.00
Fund : 2344	DHEC OIL COLLECTION GRANT	4,012.00	5,030.00	0.00	2,913.00	0.00
Fund : 2345	STATE TIRE RECYCLING FEE	18,603.78	95,861.50	0.00	63,668.50	0.00
Fund : 2348	DHEC WASTE TIRE GRANT	4,660.82	3,250.90	0.00	318.86	0.00
Fund : 2349	DHEC SOLID WASTE GRANT	32,051.68	50,234.41	0.00	1,250.00	0.00
Fund : 2352	PALMETTO PRIDE ENFORCEMENT	1,084.35	2,281.00	0.00	802.10	0.00
Fund : 2401	ALCOHOL & DRUG ABUSE - ADMIN	36,846.96	58,818.22	70,550.00	44,709.78	50,600.00
Fund : 2402	ALCOHOL & DRUG ABUSE - SAFETY ACTION	18,346.30	20,627.68	18,100.00	9,319.48	18,100.00
Fund : 2403	ALCOHOL & DRUG ABUSE - SCHOOL INTERVENTION	3,348.13	2,880.35	3,500.00	1,041.09	2,900.00
Fund : 2404	ALCOHOL & DRUG ABUSE - COMMUNITY BASED TREATMENT	21,388.94	15,545.22	22,550.00	6,931.14	13,100.00
Fund : 2405	ALCOHOL & DRUG ABUSE - PREVENTIVE EDUCATION	9,470.71	4,515.37	16,925.00	5,293.78	13,800.00
Fund : 2406	ALCOHOL & DRUG ABUSE - SBIRT	0.00	0.00	12,200.00	2,503.79	0.00
Fund : 2407	ALCOHOL & DRUG ABUSE - INTENSIVE OUTPATIENT	1,043.47	1,452.73	12,025.00	1,181.90	5,475.00
Fund : 2408	ALCOHOL & DRUG ABUSE - MEDICATION ASSISTED TREATMNT	0.00	0.00	0.00	1,239.66	11,270.00
Fund : 2409	ALCOHOL & DRUG ABUSE - BRIDGE PROGRAM	0.00	0.00	3,326.00	121.98	0.00
Fund : 2410	ALCOHOL & DRUG ABUSE - PREVENTION ECHO GRANT	0.00	0.00	23,750.00	5,014.95	0.00
Fund : 2411	ALCOHOL & DRUG ABUSE - PREVENTION COUNTER TOOLS	0.00	0.00	3,150.00	552.54	0.00
Fund : 2441	DSN - ADMIN	162,643.63	165,593.67	187,400.00	103,429.47	227,400.00
Fund : 2442	DSN - ADULT EMPLOYMENT SVCS	894,336.65	964,126.36	981,755.00	671,607.56	795,270.00
Fund : 2443	DSN - SUPERVISED LIVING	6,442.84	1,919.00	2,600.00	1,623.96	2,600.00
Fund : 2444	DSN - CASE MANAGEMENT	6,665.58	6,445.25	7,800.00	4,878.76	7,500.00
Fund : 2445	DSN - FAMILY SUPPORT PROJECT	1,184.32	608.12	2,000.00	0.00	2,000.00
Fund : 2447	DSN - PORT ROYAL RESIDENCE	72,581.24	63,340.40	32,172.00	39,292.66	0.00
Fund : 2448	DSN - EARLY INTERVENTION	12,046.97	12,269.73	15,900.00	13,664.71	18,200.00
Fund : 2449	DSN - SUMMER SERVICES	7,035.31	6,431.68	8,700.00	6,690.00	7,100.00
Fund : 2450	DSN - COMMUNITY TRAINING	129,532.97	163,154.55	237,277.00	131,666.42	246,566.00
Fund : 2451	DSN - ENHANCED SERVICES	359,426.36	420,712.25	375,000.00	310,654.02	400,000.00
Fund : 2453	DSN - RESPITE	25,972.41	23,753.03	25,100.00	17,189.60	25,100.00
Fund : 2455	DSN - CTH I	41,014.80	49,224.92	55,000.00	28,218.12	55,000.00
Fund : 2457	DSN - BREAKERS	251.25	0.00	0.00	0.00	0.00



**Expenditures (totals only)**

Account	Description	3rd PP-ACTUAL 6/30/2018	2nd PP-ACTUAL 6/30/2019	1st PP-FBUDGET 6/30/2020	1st PP-YTD ACTUAL 6/30/2020	REQUESTED BUDGET 6/30/2021
Fund : 2458	DSN - WAIVER RESPITE	116,777.20	171,434.68	175,000.00	117,000.25	175,000.00
Fund : 2460	DSN - STATE FUNDED COMMUNITY SUPPORT	43,551.40	40,283.62	45,000.00	3,049.12	0.00
Fund : 2503	COSY	154,537.35	86,955.24	119,850.00	69,861.80	107,475.00
Fund : 2544	CDBG/LCOG PROJECTS	10,000.00	751,485.00	2,041,416.00	916,850.50	0.00
Fund : 2546	DAUFUSKIE FERRY	0.00	1,052.26	1,200.00	1,461.34	1,200.00
Fund : 2600	LIBRARY IMPACT FEES - HHI/DAUFUSKIE	0.00	19,480.29	0.00	0.00	0.00
Fund : 2602	LIBRARY IMPACT FEES - BLUFFTON	0.00	20,118.54	0.00	0.00	0.00
Fund : 2620	LIBRARY GRANTS	63,907.32	761.70	0.00	0.00	0.00
Fund : 2632	LSTA CONTINUING EDUCATION	0.00	2,094.40	0.00	0.00	0.00
Fund : 2652	PARKS IMPACT FEES - BLUFFTON	2,700.00	24,016.24	0.00	0.00	0.00
Fund : 2653	PARKS IMPACT FEES - BURTON	0.00	0.00	9,000.00	8,500.00	0.00
Fund : 2654	PARKS IMPACT FEES - LADY'S ISLAND	0.00	0.00	20,000.00	0.00	0.00
Fund : 2655	PARKS IMPACT FEES - ST. HELENA	0.00	0.00	0.00	0.00	0.00
Fund : 2663	DEL WEBB BOAT RAMP REPAIR FEES	0.00	0.00	40.00	0.00	0.00
Fund : 2701	PUBLIC SAFETY GRANTS	0.00	0.00	0.00	12,489.08	0.00
Fund : 2719	PUBLIC SAFETY GRANTS	0.00	23,645.08	0.00	0.00	0.00
Fund : 2725	PUBLIC SAFETY GRANTS	14,542.01	0.00	0.00	0.00	0.00
Fund : 2732	PUBLIC SAFETY GRANTS	0.00	0.00	0.00	7,970.30	0.00
Fund : 2733	PUBLIC SAFETY GRANTS	4,729.06	20,627.21	0.00	14,000.00	0.00
Fund : 4500	RURAL & CRITICAL LANDS PROGRAM	180,890.23	465,997.64	466,000.00	376,744.08	0.00
Fund : 4501	RURAL & CRITICAL LANDS - DONATIONS	14,000.00	0.00	0.00	0.00	0.00
Fund : 4502	RURAL & CRITICAL LANDS - PASSIVE PARKS	0.00	0.00	0.00	2,512.25	0.00
Fund : 4701	2006 SALES TAX PROJECTS	218,457.16	0.00	50,000.00	0.00	0.00
Fund : 4705	2018 SALES TAX PROJECTS	0.00	11,050.95	20,000.00	18,539.01	500,000.00
Fund : 5000	ISF - GARAGE FUND	799,936.22	730,685.16	752,800.00	419,512.84	602,240.00
Fund : 5025	STORMWATER UTILITY	686,301.68	772,834.33	1,046,650.00	572,787.17	1,521,945.00
Fund : 5026	STORMWATER CAPITAL	1,331,274.15	338,427.75	1,916,638.00	158,596.12	3,141,245.00
Fund : 5100	LADY'S ISLAND AIRPORT	135,942.53	152,769.93	126,000.00	73,277.19	127,080.00
Fund : 5400	HILTON HEAD ISLAND AIRPORT	648,304.14	995,992.05	950,000.00	616,075.65	1,161,900.00
<b>Subtotal All Funds Presented</b>	<b>Group [51] PURCHASED SERVICES</b>	<b>29,174,360.02</b>	<b>32,223,993.60</b>	<b>36,386,231.00</b>	<b>21,317,462.97</b>	<b>39,498,296.45</b>
<b>Group : [52]</b>	<b>SUPPLIES</b>					
Fund : 0600	GEN FUND - PAR	15,145.58	9,061.44	0.00	9,941.15	0.00
Fund : 0601	GEN FUND - PAR	0.00	0.00	0.00	1,610.25	0.00
Fund : 0602	GEN FUND - PAR	0.00	104.05	0.00	0.00	0.00
Fund : 0604	GEN FUND - PAR	675.00	0.00	0.00	0.00	0.00
Fund : 0606	GEN FUND - PAR	1,463.63	0.00	0.00	0.00	0.00
Fund : 1000	GEN FUND	5,583,640.41	6,028,808.12	6,371,740.00	3,595,228.42	6,668,474.44
Fund : 2001	LOCAL ATAX	883.74	503.01	1,150.00	225.56	3,040.00
Fund : 2002	LOCAL HTAX	869.07	530.13	1,150.00	217.31	3,040.00
Fund : 2010	LOCAL ADMISSIONS FEES	883.67	491.92	1,150.00	215.22	4,540.00
Fund : 2011	TREASURER EXECUTION FEES	20,556.95	12,530.06	19,500.00	6,244.17	17,500.00
Fund : 2032	MISCELLANEOUS GRANTS	4,945.60	0.00	0.00	0.00	0.00
Fund : 2100	CLERK OF COURT - INCENTIVES	6,064.86	250.30	29,000.00	336.88	29,000.00
Fund : 2101	CLERK OF COURT - UNIT COST	694.91	1,703.31	2,000.00	(167.56)	2,000.00
Fund : 2110	14TH CIRCUIT PUBLIC DEFENDER	14,930.49	16,022.41	19,000.00	11,145.41	22,000.00
Fund : 2201	BCSO E-911	23,642.87	78,754.84	78,200.00	15,699.24	78,200.00
Fund : 2202	BCSO HAZ MAT TRUST	0.00	1,597.38	2,000.00	0.00	2,000.00
Fund : 2221	EMS STATE GRANT	11,455.52	0.00	0.00	0.00	0.00

**Expenditures (totals only)**

Account	Description	3rd PP-ACTUAL 6/30/2018	2nd PP-ACTUAL 6/30/2019	1st PP-FBUDGET 6/30/2020	1st PP-YTD ACTUAL 6/30/2020	REQUESTED BUDGET 6/30/2021
Fund : 2242	DETENTION CENTER ALIEN ASSIST	0.00	193.55	0.00	2,334.12	0.00
Fund : 2251	VICTIMS ASSISTANCE PROGRAM	0.00	0.00	0.00	853.48	0.00
Fund : 2253	BCSO SCHOOL RESOURCE	15,259.99	21,885.65	20,900.00	12,771.19	20,900.00
Fund : 2255	BCSO ALZHEIMERS FUND	338.08	0.00	0.00	1,400.22	0.00
Fund : 2262	BCSO BODY CAMERAS	0.00	1,285.83	0.00	46,614.18	0.00
Fund : 2311	WASTE MGMT RECYCLING SUBSIDY	0.00	1,215.09	0.00	7,667.08	0.00
Fund : 2342	COUNTYWIDE MOTOR VEHICLE FEES	6,359.04	10,745.22	5,000.00	7.43	0.00
Fund : 2343	CTC - STATE GAS TAX FUNDS	0.00	271.63	500.00	128.73	2,000.00
Fund : 2344	DHEC OIL COLLECTION GRANT	13,982.58	55,460.80	0.00	66,121.38	0.00
Fund : 2349	DHEC SOLID WASTE GRANT	25,582.82	390.04	0.00	7,056.30	0.00
Fund : 2352	PALMETTO PRIDE ENFORCEMENT	13,768.50	26,145.61	0.00	7,457.11	0.00
Fund : 2401	ALCOHOL & DRUG ABUSE - ADMIN	15,246.17	60,904.42	15,450.00	13,666.24	15,500.00
Fund : 2402	ALCOHOL & DRUG ABUSE - SAFETY ACTION	9,602.52	11,478.13	12,800.00	4,204.62	9,100.00
Fund : 2403	ALCOHOL & DRUG ABUSE - SCHOOL INTERVENTION	5,134.63	3,118.50	5,500.00	964.62	2,000.00
Fund : 2404	ALCOHOL & DRUG ABUSE - COMMUNITY BASED TREATMENT	11,300.22	5,966.83	14,000.00	2,058.14	4,000.00
Fund : 2405	ALCOHOL & DRUG ABUSE - PREVENTIVE EDUCATION	541.91	789.98	3,477.00	0.00	2,400.00
Fund : 2406	ALCOHOL & DRUG ABUSE - SBIRT	0.00	0.00	4,995.00	2,460.96	0.00
Fund : 2407	ALCOHOL & DRUG ABUSE - INTENSIVE OUTPATIENT	6,629.14	6,123.13	8,400.00	1,704.97	3,400.00
Fund : 2408	ALCOHOL & DRUG ABUSE - MEDICATION ASSISTED TREATMNT	0.00	0.00	0.00	3,447.96	35,062.00
Fund : 2409	ALCOHOL & DRUG ABUSE - BRIDGE PROGRAM	0.00	0.00	4,799.00	1,031.11	0.00
Fund : 2410	ALCOHOL & DRUG ABUSE - PREVENTION ECHO GRANT	0.00	0.00	1,250.00	0.00	0.00
Fund : 2411	ALCOHOL & DRUG ABUSE - PREVENTION COUNTER TOOLS	0.00	0.00	3,500.00	0.00	0.00
Fund : 2441	DSN - ADMIN	21,202.79	27,213.35	25,500.00	20,984.23	25,500.00
Fund : 2442	DSN - ADULT EMPLOYMENT SVCS	94,403.32	99,173.08	108,500.00	72,317.53	113,500.00
Fund : 2443	DSN - SUPERVISED LIVING	2,495.85	1,331.36	5,250.00	1,123.72	5,250.00
Fund : 2444	DSN - CASE MANAGEMENT	4,565.85	12,022.16	5,500.00	2,265.72	5,500.00
Fund : 2447	DSN - PORT ROYAL RESIDENCE	82,428.27	65,886.44	600.00	449.20	0.00
Fund : 2448	DSN - EARLY INTERVENTION	4,341.90	11,117.32	9,900.00	5,681.96	9,900.00
Fund : 2449	DSN - SUMMER SERVICES	1,894.08	731.13	1,800.00	825.93	1,800.00
Fund : 2450	DSN - COMMUNITY TRAINING	121,994.97	138,986.98	219,022.00	124,209.07	233,588.00
Fund : 2457	DSN - BREAKERS	9,220.11	797.90	0.00	0.00	0.00
Fund : 2503	COSY	3,172.40	4,603.32	5,800.00	4,952.84	6,050.00
Fund : 2600	LIBRARY IMPACT FEES - HHI/DAUFUSKIE	27,957.01	26,418.03	80,000.00	18,000.00	72,000.00
Fund : 2602	LIBRARY IMPACT FEES - BLUFFTON	38,499.99	96,271.00	50,000.00	111,513.31	445,000.00
Fund : 2603	LIBRARY IMPACT FEES - BURTON	38,499.96	39,356.94	50,000.00	28,401.55	45,000.00
Fund : 2604	LIBRARY IMPACT FEES - LISH	13,500.00	16,861.14	50,000.00	15,000.00	40,000.00
Fund : 2606	LIBRARY IMPACT FEES - SHELDON	7,000.00	4,677.01	5,000.00	1,000.00	3,500.00
Fund : 2610	BEAUFORT LIBRARY TRUST	2,023.49	1,597.95	0.00	1,385.84	0.00
Fund : 2614	HHI FRIENDS OF THE LIBRARY	0.00	8,837.41	0.00	0.00	0.00
Fund : 2616	DEL WEBB LIBRARY FEES	0.00	0.00	135.00	0.00	0.00
Fund : 2620	LIBRARY GRANTS	2,854.95	0.00	0.00	0.00	0.00
Fund : 2621	LIBRARY STATE LOTTERY	5,221.55	25,414.70	0.00	0.00	0.00
Fund : 2624	LSTA SUMMER READING RESOURCE	982.75	171.60	0.00	0.00	0.00
Fund : 2629	LIBRARY STATE AID	269,405.85	254,299.27	275,000.00	216,422.03	233,750.00
Fund : 2662	PARKS SPECIAL CAPITAL PROGRAM	1,306.42	2,129.58	0.00	298.61	0.00
Fund : 2701	PUBLIC SAFETY GRANTS	0.00	0.00	0.00	0.00	0.00
Fund : 2719	PUBLIC SAFETY GRANTS	0.00	25,674.34	0.00	7,664.41	0.00
Fund : 2725	PUBLIC SAFETY GRANTS	6,814.62	0.00	0.00	0.00	0.00
Fund : 2728	PUBLIC SAFETY GRANTS	0.00	0.00	0.00	46,060.00	0.00

**Expenditures (totals only)**

Account	Description	3rd PP-ACTUAL 6/30/2018	2nd PP-ACTUAL 6/30/2019	1st PP-FBUDGET 6/30/2020	1st PP-YTD ACTUAL 6/30/2020	REQUESTED BUDGET 6/30/2021
Fund : 2729	PUBLIC SAFETY GRANTS	0.00	0.00	0.00	43,298.24	0.00
Fund : 2731	PUBLIC SAFETY GRANTS	0.00	10,000.00	0.00	74,550.00	0.00
Fund : 2732	PUBLIC SAFETY GRANTS	0.00	0.00	0.00	19,270.56	0.00
Fund : 2733	PUBLIC SAFETY GRANTS	43,930.62	48,887.77	0.00	5,000.10	0.00
Fund : 5000	ISF - GARAGE FUND	863,633.13	756,655.04	770,100.00	437,726.69	616,080.00
Fund : 5025	STORMWATER UTILITY	239,709.08	301,146.80	405,677.00	262,181.75	429,780.00
Fund : 5026	STORMWATER CAPITAL	0.00	0.00	0.00	0.00	0.00
Fund : 5100	LADY'S ISLAND AIRPORT	7,754.14	12,040.59	15,000.00	6,623.91	13,210.00
Fund : 5400	HILTON HEAD ISLAND AIRPORT	31,305.73	46,363.37	77,000.00	50,425.83	79,000.00
<b>Subtotal All Funds Presented</b>	<b>Group [52] SUPPLIES</b>	<b>7,755,716.73</b>	<b>8,394,996.96</b>	<b>9,235,245.00</b>	<b>5,400,278.92</b>	<b>9,302,564.44</b>
<b>Group : [53]</b>	<b>DEBT SERVICE</b>					
Fund : 1000	GEN FUND	30,673,500.00	0.00	0.00	0.00	0.00
Fund : 2003	RURAL & CRITICAL DEBT SERVICE	8,706,815.62	9,182,782.76	9,253,811.00	7,926,983.17	10,110,045.00
Fund : 2342	COUNTYWIDE MOTOR VEHICLE FEES	362,157.48	370,354.46	373,846.00	373,845.04	365,923.00
Fund : 2652	PARKS IMPACT FEES - BLUFFTON	345,965.01	345,862.17	345,682.00	345,682.20	345,168.00
Fund : 3000	COUNTYWIDE DEBT SERVICE	10,362,784.19	10,698,321.54	11,358,700.00	11,016,915.22	10,733,428.00
Fund : 3100	BLUFFTON PARKWAY DEBT SERVICE	2,821,660.74	2,933,979.80	3,039,341.00	2,655,787.71	3,132,705.00
Fund : 4011	2019 GO BOND PROJECTS	0.00	94,500.00	0.00	0.00	0.00
Fund : 4807	MYRTLE PARK PHASE II	4,000,000.00	0.00	0.00	0.00	0.00
Fund : 5025	STORMWATER UTILITY	85,243.55	188,193.08	188,268.00	188,193.08	188,268.00
Fund : 5400	HILTON HEAD ISLAND AIRPORT	83,787.25	79,621.92	80,000.00	75,346.03	80,000.00
<b>Subtotal All Funds Presented</b>	<b>Group [53] DEBT SERVICE</b>	<b>57,441,913.84</b>	<b>23,893,615.73</b>	<b>24,639,648.00</b>	<b>22,582,752.45</b>	<b>24,955,537.00</b>
<b>Group : [54]</b>	<b>CAPITAL</b>					
Fund : 1000	GEN FUND	3,019,132.54	6,101,215.93	3,826,917.00	1,298,498.46	1,912,466.00
Fund : 1040	GEN FUND - CAPITAL	0.00	0.00	1,288,734.00	396,624.74	1,946,726.00
Fund : 2001	LOCAL ATAX	0.00	0.00	0.00	0.00	1,500.00
Fund : 2002	LOCAL HTAX	158,591.40	1,420,649.62	0.00	21,667.00	1,500.00
Fund : 2011	TREASURER EXECUTION FEES	0.00	0.00	0.00	7,500.00	2,000.00
Fund : 2012	REFORESTATION	0.00	0.00	0.00	7,371.37	0.00
Fund : 2110	14TH CIRCUIT PUBLIC DEFENDER	9,000.00	0.00	0.00	38,126.46	0.00
Fund : 2201	BCSO E-911	227,329.07	469,007.40	300,000.00	64,882.21	300,000.00
Fund : 2221	EMS STATE GRANT	0.00	13,183.83	0.00	0.00	0.00
Fund : 2242	DETENTION CENTER ALIEN ASSIST	0.00	0.00	0.00	67,918.58	0.00
Fund : 2253	BCSO SCHOOL RESOURCE	0.00	0.00	0.00	0.00	0.00
Fund : 2257	BCSO DRUG RESTRICTED	18,361.80	61,901.70	0.00	64,413.83	0.00
Fund : 2259	BCSO FAMILY COURT TRUST	0.00	0.00	0.00	15,446.61	0.00
Fund : 2262	BCSO BODY CAMERAS	0.00	121,442.26	0.00	0.00	0.00
Fund : 2300	ROAD IMPACT FEES - HHI/DAUFUSKIE	0.00	0.00	2,205,000.00	0.00	0.00
Fund : 2302	ROAD IMPACT FEES - BLUFFTON	0.00	100,000.00	4,886,148.00	136,368.90	0.00
Fund : 2303	ROAD IMPACT FEES - NORTH BEAUFORT	0.00	0.00	265,000.00	0.00	0.00
Fund : 2342	COUNTYWIDE MOTOR VEHICLE FEES	4,090,431.94	2,092,072.22	650,000.00	382,902.87	0.00
Fund : 2343	CTC - STATE GAS TAX FUNDS	0.00	5,857,191.15	2,000,000.00	432,851.57	0.00
Fund : 2349	DHEC SOLID WASTE GRANT	0.00	0.00	0.00	23,994.75	0.00
Fund : 2401	ALCOHOL & DRUG ABUSE - ADMIN	0.00	22,017.97	0.00	0.00	0.00
Fund : 2441	DSN - ADMIN	57,144.44	9,280.40	44,000.00	32,154.00	0.00
Fund : 2442	DSN - ADULT EMPLOYMENT SVCS	170,486.00	160,996.70	125,000.00	111,487.45	0.00
Fund : 2443	DSN - SUPERVISED LIVING	0.00	26,677.00	0.00	0.00	0.00

**Expenditures (totals only)**

Account	Description	3rd PP-ACTUAL 6/30/2018	2nd PP-ACTUAL 6/30/2019	1st PP-FBUDGET 6/30/2020	1st PP-YTD ACTUAL 6/30/2020	REQUESTED BUDGET 6/30/2021
Fund : 2447	DSN - PORT ROYAL RESIDENCE	41,096.94	(40,975.00)	0.00	0.00	0.00
Fund : 2450	DSN - COMMUNITY TRAINING	102,143.00	843,415.27	937,800.00	438,731.17	425,000.00
Fund : 2600	LIBRARY IMPACT FEES - HHI/DAUFUSKIE	47,923.77	0.00	0.00	0.00	0.00
Fund : 2602	LIBRARY IMPACT FEES - BLUFFTON	47,923.77	0.00	0.00	0.00	0.00
Fund : 2603	LIBRARY IMPACT FEES - BURTON	47,923.77	0.00	0.00	0.00	0.00
Fund : 2604	LIBRARY IMPACT FEES - LISH	32,001.93	0.00	0.00	0.00	0.00
Fund : 2606	LIBRARY IMPACT FEES - SHELDON	16,080.10	0.00	0.00	0.00	0.00
Fund : 2621	LIBRARY STATE LOTTERY	20,403.00	0.00	0.00	0.00	0.00
Fund : 2652	PARKS IMPACT FEES - BLUFFTON	172,654.98	288,087.52	800,000.00	0.00	0.00
Fund : 2653	PARKS IMPACT FEES - BURTON	0.00	999.92	0.00	0.00	0.00
Fund : 2654	PARKS IMPACT FEES - LADY'S ISLAND	0.00	31,509.00	0.00	0.00	0.00
Fund : 2655	PARKS IMPACT FEES - ST. HELENA	0.00	78,573.50	20,000.00	0.00	0.00
Fund : 2662	PARKS SPECIAL CAPITAL PROGRAM	0.00	0.00	85,000.00	42,701.50	68,000.00
Fund : 2670	PARKS PARD GRANT	152,854.75	74,599.00	0.00	0.00	0.00
Fund : 2701	PUBLIC SAFETY GRANTS	0.00	0.00	0.00	0.00	0.00
Fund : 2713	PUBLIC SAFETY GRANTS	0.00	75,897.88	0.00	0.00	0.00
Fund : 2716	PUBLIC SAFETY GRANTS	0.00	0.00	0.00	63,314.00	0.00
Fund : 2718	PUBLIC SAFETY GRANTS	7,802.52	0.00	0.00	0.00	0.00
Fund : 2719	PUBLIC SAFETY GRANTS	0.00	33,242.44	0.00	0.00	0.00
Fund : 2729	PUBLIC SAFETY GRANTS	0.00	0.00	0.00	42,232.83	0.00
Fund : 2731	PUBLIC SAFETY GRANTS	149,181.58	818.42	0.00	0.00	0.00
Fund : 2732	PUBLIC SAFETY GRANTS	0.00	0.00	0.00	6,578.00	0.00
Fund : 2733	PUBLIC SAFETY GRANTS	51,266.15	115,566.95	0.00	0.00	0.00
Fund : 4007	2009 GO BOND PROJECTS	0.00	11,375.00	1,298.00	1,298.00	0.00
Fund : 4008	2013 GO BOND PROJECTS	0.00	139,036.93	299,972.00	62,536.26	0.00
Fund : 4009	2014A GO BOND PROJECTS	4,116,990.67	1,171,206.02	109,833.00	0.00	0.00
Fund : 4010	2017 GO BOND PROJECTS	2,463,520.07	10,731,484.71	14,546,779.00	750,082.71	0.00
Fund : 4011	2019 GO BOND PROJECTS	0.00	0.00	10,790,000.00	93,500.07	0.00
Fund : 4500	RURAL & CRITICAL LANDS PROGRAM	147,665.75	5,761,960.98	24,089,558.00	3,088,026.88	0.00
Fund : 4501	RURAL & CRITICAL LANDS - DONATIONS	12,484.68	72,000.58	38,000.00	44,589.64	0.00
Fund : 4502	RURAL & CRITICAL LANDS - PASSIVE PARKS	0.00	0.00	2,910,000.00	912,230.67	0.00
Fund : 4701	2006 SALES TAX PROJECTS	(2,065,640.10)	(172,221.68)	2,200,000.00	33,790.42	0.00
Fund : 4703	BOUNDARY STREET PROJECT	9,968,690.44	1,246,487.21	247.00	294.00	0.00
Fund : 4705	2018 SALES TAX PROJECTS	0.00	0.00	120,250,000.00	114,130.50	0.00
Fund : 4805	GOVERNMENT CENTER PROJECT	18,947.11	0.00	0.00	0.00	0.00
Fund : 4806	RAIL TRAIL	34,847.00	0.00	0.00	0.00	0.00
Fund : 5025	STORMWATER UTILITY	28,789.65	66,759.25	758,940.00	25,507.23	373,788.00
Fund : 5026	STORMWATER CAPITAL	0.00	0.00	0.00	0.00	0.00
Fund : 5100	LADY'S ISLAND AIRPORT	8,740.00	0.00	0.00	0.00	0.00
Fund : 5102	LADY'S ISLAND AIRPORT CAPITAL	285,921.45	767,017.21	1,065,298.00	680,034.64	0.00
Fund : 5400	HILTON HEAD ISLAND AIRPORT	(2,017,342.57)	(165,586.72)	0.00	0.00	0.00
Fund : 5402	HILTON HEAD ISLAND AIRPORT CAPITAL	17,673,244.69	4,970,334.06	3,950,000.00	4,871,470.59	0.00
<b>Subtotal All Funds Presented</b>	<b>Group [54] CAPITAL</b>	<b>39,316,592.29</b>	<b>42,557,224.63</b>	<b>198,443,524.00</b>	<b>14,373,257.91</b>	<b>5,030,980.00</b>
<b>Group : [55]</b>	<b>SUBSIDIES</b>					
Fund : 1000	GEN FUND	3,232,800.34	3,274,912.00	3,946,241.00	3,595,661.66	3,919,227.00
Fund : 1010	GEN FUND - ECON DEV	0.00	19,600.00	508,594.00	444,800.00	508,594.00
Fund : 1401	GEN FUND - INDIGENT CARE - BMH	100,000.00	650,000.00	978,066.00	978,066.00	978,066.00
Fund : 1402	GEN FUND - INDIGENT CARE - BJHCHS	900,000.00	900,000.00	919,382.00	919,382.00	919,382.00

**Expenditures (totals only)**

Account	Description	3rd PP-ACTUAL 6/30/2018	2nd PP-ACTUAL 6/30/2019	1st PP-FBUDGET 6/30/2020	1st PP-YTD ACTUAL 6/30/2020	REQUESTED BUDGET 6/30/2021
Fund : 1600	GEN FUND - HIGHER EDUCATION	4,343,440.00	4,509,290.00	4,636,032.00	4,636,032.00	4,636,032.00
Fund : 2000	STATE ATAX	769,270.84	729,990.40	796,500.00	650,249.72	373,250.00
Fund : 2001	LOCAL ATAX	785,291.01	841,106.83	1,217,678.00	394,594.30	0.00
Fund : 2002	LOCAL HTAX	0.00	3,243,000.00	740,178.00	0.00	0.00
Fund : 2201	BCSO E-911	158,843.74	125,650.46	125,650.00	231,772.73	125,650.00
Fund : 2202	BCSO HAZ MAT TRUST	11,677.00	23,530.32	25,000.00	23,354.00	25,000.00
Fund : 2480	GEN FUND - MEDICAL INDIGENT TRUST	0.00	0.00	0.00	0.00	0.00
Fund : 2503	COSY	98,616.00	103,366.00	125,436.00	98,616.00	132,336.00
Fund : 2545	HUD - HOMES CONSORTIUM PROGRAM	602,381.30	388,058.39	500,000.00	356,267.37	500,000.00
Fund : 2546	DAUFUSKIE FERRY	436,892.05	445,237.08	450,000.00	297,322.56	480,000.00
<b>Subtotal All Funds Presented</b>	<b>Group [55] SUBSIDIES</b>	<b>11,439,212.28</b>	<b>15,253,741.48</b>	<b>14,968,757.00</b>	<b>12,626,118.34</b>	<b>12,597,537.00</b>
<b>Group : [56-57]</b>	<b>OTHER</b>					
Fund : 1000	GEN FUND	1,202,617.68	506,995.19	377,000.00	141,489.97	416,000.00
Fund : 2011	TREASURER EXECUTION FEES	12,470.80	960.86	0.00	175.00	0.00
Fund : 2033	GROUP BENEFITS	179,014.21	242,368.65	0.00	207,970.67	0.00
Fund : 2220	EMS DONATIONS	1,528.58	668.63	0.00	0.00	0.00
Fund : 2241	DETENTION CENTER TRUST	81,838.45	80,460.35	120,000.00	66,913.69	120,000.00
Fund : 2242	DETENTION CENTER ALIEN ASSIST	7,154.10	1,256.32	25,000.00	46,338.97	25,000.00
Fund : 2256	BCSO	2,450.00	182.68	0.00	0.00	0.00
Fund : 2258	BCSO DRUG TRUST	43,488.41	33,880.39	0.00	24,075.63	0.00
Fund : 2612	LIBRARY TRUST	2,784.61	5,287.28	0.00	4,219.23	0.00
Fund : 4008	2013 GO BOND PROJECTS	0.00	0.00	145,588.00	0.00	0.00
Fund : 4009	2014A GO BOND PROJECTS	0.00	0.00	0.00	0.00	0.00
Fund : 4010	2017 GO BOND PROJECTS	0.00	0.00	304,868.00	0.00	0.00
Fund : 4011	2019 GO BOND PROJECTS	0.00	0.00	224,765.00	0.00	0.00
<b>Subtotal All Funds Presented</b>	<b>Group [56-57] OTHER</b>	<b>1,533,346.84</b>	<b>872,060.35</b>	<b>1,197,221.00</b>	<b>491,183.16</b>	<b>561,000.00</b>
<b>Group : [580]</b>	<b>COST OF SALES</b>					
Fund : 5100	LADY'S ISLAND AIRPORT	296,729.47	260,938.76	326,000.00	185,160.44	303,000.00
<b>Subtotal All Funds Presented</b>	<b>Group [580] COST OF SALES</b>	<b>296,729.47</b>	<b>260,938.76</b>	<b>326,000.00</b>	<b>185,160.44</b>	<b>303,000.00</b>
<b>Group : [585]</b>	<b>DEPRECIATION</b>					
Fund : 5000	ISF - GARAGE FUND	8,917.48	8,767.48	9,000.00	0.00	7,200.00
Fund : 5025	STORMWATER UTILITY	305,682.39	395,167.51	475,003.00	0.00	555,672.00
Fund : 5100	LADY'S ISLAND AIRPORT	54,005.63	54,005.63	55,000.00	40,504.22	55,000.00
Fund : 5400	HILTON HEAD ISLAND AIRPORT	571,309.23	569,055.32	550,000.00	426,791.25	550,000.00
<b>Subtotal All Funds Presented</b>	<b>Group [585] DEPRECIATION</b>	<b>939,914.73</b>	<b>1,026,995.94</b>	<b>1,089,003.00</b>	<b>467,295.47</b>	<b>1,167,872.00</b>
<b>Group : [59]</b>	<b>TRANSFERS OUT</b>					
Fund : 1000	GEN FUND	5,894,664.50	6,316,760.82	5,240,281.00	5,240,281.00	1,453,076.00
Fund : 2000	STATE ATAX	111,545.15	64,998.40	68,750.00	42,541.62	45,000.00
Fund : 2002	LOCAL HTAX	1,500,000.00	1,500,000.00	1,500,000.00	1,500,000.00	1,500,000.00
Fund : 2010	LOCAL ADMISSIONS FEES	2,000,000.00	1,800,000.00	962,488.00	962,488.00	1,214,722.00
Fund : 2302	ROAD IMPACT FEES - BLUFFTON	1,006,294.00	1,133,980.00	2,076,852.00	2,076,852.00	1,917,983.00
Fund : 2342	COUNTYWIDE MOTOR VEHICLE FEES	0.00	6,525,302.00	0.00	0.00	0.00
Fund : 2441	DSN - ADMIN	0.00	2,891,008.70	0.00	0.00	0.00
Fund : 2480	GEN FUND - MEDICAL INDIGENT TRUST	0.00	0.00	0.00	0.00	0.00
Fund : 4010	2017 GO BOND PROJECTS	0.00	487,346.00	0.00	0.00	0.00

**Expenditures (totals only)**

Account	Description	3rd PP-ACTUAL 6/30/2018	2nd PP-ACTUAL 6/30/2019	1st PP-FBUDGET 6/30/2020	1st PP-YTD ACTUAL 6/30/2020	REQUESTED BUDGET 6/30/2021
Fund : 4011	2019 GO BOND PROJECTS	0.00	200,000.00	0.00	0.00	0.00
Fund : 4500	RURAL & CRITICAL LANDS PROGRAM	0.00	2,910,000.00	0.00	0.00	0.00
Fund : 4701	2006 SALES TAX PROJECTS	2,146,810.19	0.00	0.00	0.00	0.00
Fund : 4805	GOVERNMENT CENTER PROJECT	0.00	138,796.24	0.00	0.00	0.00
Fund : 5025	STORMWATER UTILITY	0.00	0.00	0.00	0.00	0.00
<b>Subtotal All Funds Presented</b>	<b>Group [59] TRANSFERS OUT</b>	<b>12,659,313.84</b>	<b>23,968,192.16</b>	<b>9,848,371.00</b>	<b>9,822,162.62</b>	<b>6,130,781.00</b>
<b>Total</b>		<b>251,054,850.64</b>	<b>239,383,190.85</b>	<b>398,931,745.00</b>	<b>156,726,746.55</b>	<b>202,744,786.25</b>
	<b>Sum of Account Groups</b>	<b>251,054,850.64</b>	<b>239,383,190.85</b>	<b>398,931,745.00</b>	<b>156,726,746.55</b>	<b>202,744,786.25</b>

**Expenditures (detail) subtotaled by category**

Account	Description	3rd PP-ACTUAL 6/30/2018	2nd PP-ACTUAL 6/30/2019	1st PP-FBUDGET 6/30/2020	1st PP-YTD ACTUAL 6/30/2020	REQUESTED BUDGET 6/30/2021
<b>Group : [50]</b>	<b>PERSONNEL</b>					
<b>Subgroup : None</b>						
<b>Fund : [1000]</b>	<b>GEN FUND</b>					
1000-10-1000-000-00000-50011	COUNCIL STIPEND	44,240.00	51,560.02	55,000.00	36,921.00	55,000.00
1000-10-1000-000-00000-50020	SALARIES AND WAGES	242,749.44	248,247.25	301,304.00	206,276.94	313,195.00
1000-10-1000-000-00000-50060	OVERTIME	2,442.11	8,043.39	2,000.00	1,181.43	2,000.00
1000-10-1000-000-00000-50100	EMPLOYER FICA	16,806.15	17,846.00	18,690.00	14,434.16	18,311.00
1000-10-1000-000-00000-50110	EMPLOYER MEDICARE	3,930.44	4,173.63	4,375.00	3,375.71	4,286.00
1000-10-1000-000-00000-50120	EMPLOYER SC RETIREMENT	38,149.07	44,382.15	42,777.00	36,008.13	41,800.00
1000-10-1000-000-00000-50130	EMPLOYER PO RETIREMENT	0.00	617.38	0.00	2,711.02	4,075.38
1000-10-1010-000-00000-50020	SALARIES AND WAGES	676,375.27	638,741.23	760,715.00	530,929.30	760,715.00
1000-10-1010-000-00000-50060	OVERTIME	2,996.81	5,887.61	2,000.00	3,372.11	2,000.00
1000-10-1010-000-00000-50100	EMPLOYER FICA	40,850.35	38,773.35	47,289.00	32,188.09	47,289.00
1000-10-1010-000-00000-50110	EMPLOYER MEDICARE	9,553.73	9,067.92	11,059.00	7,527.87	11,059.00
1000-10-1010-000-00000-50120	EMPLOYER SC RETIREMENT	91,535.60	92,756.70	105,052.00	80,958.78	105,052.00
1000-10-1020-000-00000-50020	SALARIES AND WAGES	488,037.47	585,329.60	665,846.00	548,025.78	665,846.00
1000-10-1020-000-00000-50060	OVERTIME	10,566.63	5,107.05	5,000.00	5,494.35	5,000.00
1000-10-1020-000-00000-50100	EMPLOYER FICA	29,751.95	35,074.66	41,593.00	32,801.89	41,593.00
1000-10-1020-000-00000-50110	EMPLOYER MEDICARE	6,958.03	8,202.76	9,728.00	7,671.38	9,728.00
1000-10-1020-000-00000-50120	EMPLOYER SC RETIREMENT	66,965.58	83,654.36	94,035.00	84,950.31	94,035.00
1000-10-1030-000-00000-50020	SALARIES AND WAGES	480,626.65	488,576.61	624,949.00	372,343.38	624,949.00
1000-10-1030-000-00000-50060	OVERTIME	62.19	0.00	0.00	0.00	0.00
1000-10-1030-000-00000-50100	EMPLOYER FICA	27,861.57	28,551.98	38,747.00	21,834.21	38,747.00
1000-10-1030-000-00000-50110	EMPLOYER MEDICARE	6,516.03	6,677.51	9,062.00	5,106.40	9,062.00
1000-10-1030-000-00000-50120	EMPLOYER SC RETIREMENT	62,935.72	68,039.88	86,688.00	57,003.28	86,688.00
1000-10-1031-000-00000-50020	SALARIES AND WAGES	141,929.31	150,727.84	157,940.00	173,418.42	157,940.00
1000-10-1031-000-00000-50060	OVERTIME	0.00	0.00	0.00	36.32	0.00
1000-10-1031-000-00000-50100	EMPLOYER FICA	8,447.27	9,004.27	9,793.00	10,403.74	9,793.00
1000-10-1031-000-00000-50110	EMPLOYER MEDICARE	1,975.55	2,105.88	2,290.00	2,433.07	2,290.00
1000-10-1031-000-00000-50120	EMPLOYER SC RETIREMENT	18,825.01	21,748.49	21,940.00	25,900.26	21,940.00
1000-10-1040-000-00000-50020	SALARIES AND WAGES	594,135.07	627,002.17	645,188.00	494,195.78	645,188.00
1000-10-1040-000-00000-50100	EMPLOYER FICA	35,669.27	37,470.61	40,001.00	29,489.12	40,001.00
1000-10-1040-000-00000-50110	EMPLOYER MEDICARE	8,342.00	8,763.28	9,356.00	6,896.67	9,356.00
1000-10-1040-000-00000-50120	EMPLOYER SC RETIREMENT	79,164.14	89,966.52	88,824.00	75,029.58	88,824.00
1000-10-1060-000-00000-50020	SALARIES AND WAGES	242,828.28	252,494.39	233,980.00	198,144.58	233,980.00
1000-10-1060-000-00000-50060	OVERTIME	48.12	549.42	0.00	317.83	0.00
1000-10-1060-000-00000-50100	EMPLOYER FICA	14,553.19	15,235.32	14,507.00	11,972.40	14,507.00
1000-10-1060-000-00000-50110	EMPLOYER MEDICARE	3,403.58	3,563.08	3,391.00	2,800.02	3,391.00
1000-10-1060-000-00000-50120	EMPLOYER SC RETIREMENT	22,279.87	24,662.46	17,640.00	23,502.62	17,640.00
1000-10-1060-000-00000-50130	EMPLOYER PO RETIREMENT	12,707.45	14,011.73	17,863.00	8,648.85	17,863.00
1000-10-1070-000-00000-50020	SALARIES AND WAGES	48,126.38	45,145.81	53,713.00	29,998.03	53,713.00
1000-10-1070-000-00000-50100	EMPLOYER FICA	2,840.57	2,655.76	3,330.00	1,755.18	3,330.00
1000-10-1070-000-00000-50110	EMPLOYER MEDICARE	664.32	621.11	779.00	410.48	779.00
1000-10-1070-000-00000-50120	EMPLOYER SC RETIREMENT	6,543.13	6,588.63	6,884.00	4,667.70	6,884.00
1000-10-1081-000-00000-50020	SALARIES AND WAGES	1,386,823.63	1,467,640.55	1,647,093.00	1,157,386.05	1,647,093.00
1000-10-1081-000-00000-50060	OVERTIME	17,896.38	16,953.89	15,000.00	17,112.94	15,000.00
1000-10-1081-000-00000-50100	EMPLOYER FICA	84,094.47	89,147.33	100,499.00	70,035.35	100,499.00
1000-10-1081-000-00000-50110	EMPLOYER MEDICARE	19,667.21	20,849.02	23,883.00	16,379.18	23,883.00
1000-10-1081-000-00000-50120	EMPLOYER SC RETIREMENT	90,436.09	101,645.58	109,130.00	89,864.15	109,130.00
1000-10-1081-000-00000-50130	EMPLOYER PO RETIREMENT	119,758.91	135,296.00	176,304.00	107,504.36	176,304.00

**Expenditures (detail) subtotaled by category**

Account	Description	3rd PP-ACTUAL 6/30/2018	2nd PP-ACTUAL 6/30/2019	1st PP-FBUDGET 6/30/2020	1st PP-YTD ACTUAL 6/30/2020	REQUESTED BUDGET 6/30/2021
1000-10-1090-000-00000-50020	SALARIES AND WAGES	235,085.00	235,784.44	314,762.00	210,424.46	314,762.00
1000-10-1090-000-00000-50060	OVERTIME	0.00	65.58	0.00	0.00	0.00
1000-10-1090-000-00000-50100	EMPLOYER FICA	13,645.84	13,690.95	19,516.00	11,490.66	19,516.00
1000-10-1090-000-00000-50110	EMPLOYER MEDICARE	3,199.85	3,201.92	4,565.00	2,892.49	4,565.00
1000-10-1090-000-00000-50120	EMPLOYER SC RETIREMENT	31,966.13	34,283.08	44,027.00	32,430.83	44,027.00
1000-10-1100-000-00000-50020	SALARIES AND WAGES	275,673.82	241,467.08	383,178.00	269,890.82	383,178.00
1000-10-1100-000-00000-50060	OVERTIME	3,093.20	3,961.44	5,000.00	1,287.22	5,000.00
1000-10-1100-000-00000-50100	EMPLOYER FICA	14,974.09	15,032.13	24,067.00	16,558.33	24,067.00
1000-10-1100-000-00000-50110	EMPLOYER MEDICARE	3,865.36	3,515.59	5,628.00	3,872.52	5,628.00
1000-10-1100-000-00000-50120	EMPLOYER SC RETIREMENT	36,777.68	35,412.37	52,724.00	41,884.11	52,724.00
1000-10-1101-000-00000-50020	SALARIES AND WAGES	320,816.17	333,842.66	464,119.00	234,909.32	220,837.00
1000-10-1101-000-00000-50100	EMPLOYER FICA	19,393.22	20,319.47	28,807.00	12,263.03	13,700.00
1000-10-1101-000-00000-50110	EMPLOYER MEDICARE	4,535.48	4,752.13	6,682.00	3,351.70	3,000.00
1000-10-1101-000-00000-50120	EMPLOYER SC RETIREMENT	41,155.59	44,156.19	63,486.00	36,240.69	30,500.00
1000-10-1102-000-00000-50020	SALARIES AND WAGES	198,158.45	232,128.69	230,379.00	153,560.12	230,379.00
1000-10-1102-000-00000-50060	OVERTIME	0.00	0.00	0.00	373.00	0.00
1000-10-1102-000-00000-50100	EMPLOYER FICA	12,012.14	13,966.18	14,283.00	9,238.05	14,283.00
1000-10-1102-000-00000-50110	EMPLOYER MEDICARE	2,809.29	3,266.28	3,340.00	2,160.51	3,340.00
1000-10-1102-000-00000-50120	EMPLOYER SC RETIREMENT	26,425.26	33,357.04	31,632.00	23,485.17	31,632.00
1000-10-1103-000-00000-50020	SALARIES AND WAGES	221,186.60	310,305.33	308,887.00	246,641.61	308,887.00
1000-10-1103-000-00000-50060	OVERTIME	261.43	917.73	500.00	611.46	500.00
1000-10-1103-000-00000-50100	EMPLOYER FICA	13,313.80	18,723.06	14,301.00	14,815.37	14,301.00
1000-10-1103-000-00000-50110	EMPLOYER MEDICARE	3,113.69	4,398.84	3,345.00	3,501.65	3,345.00
1000-10-1103-000-00000-50120	EMPLOYER SC RETIREMENT	29,713.00	40,773.01	31,631.00	30,883.23	31,631.00
1000-10-1111-000-00000-50020	SALARIES AND WAGES	414,815.44	512,980.72	769,350.00	485,729.57	769,350.00
1000-10-1111-000-00000-50060	OVERTIME	541.16	230.55	0.00	34.22	0.00
1000-10-1111-000-00000-50100	EMPLOYER FICA	25,256.48	31,346.81	47,699.00	29,219.75	47,699.00
1000-10-1111-000-00000-50110	EMPLOYER MEDICARE	5,906.68	7,331.12	11,156.00	6,864.05	11,156.00
1000-10-1111-000-00000-50120	EMPLOYER SC RETIREMENT	56,577.29	74,172.38	108,565.00	73,406.68	108,565.00
1000-10-1115-000-00000-50020	SALARIES AND WAGES	117,139.79	124,730.37	150,449.00	105,863.35	150,449.00
1000-10-1115-000-00000-50060	OVERTIME	0.00	39.85	0.00	0.00	0.00
1000-10-1115-000-00000-50100	EMPLOYER FICA	6,198.94	7,585.54	9,854.00	6,449.64	9,854.00
1000-10-1115-000-00000-50110	EMPLOYER MEDICARE	1,449.75	1,774.06	2,303.00	1,508.43	2,303.00
1000-10-1115-000-00000-50120	EMPLOYER SC RETIREMENT	13,754.49	18,220.35	21,839.00	16,472.42	21,839.00
1000-10-1116-000-00000-50020	SALARIES AND WAGES	134,172.42	139,301.95	138,966.00	98,466.16	138,966.00
1000-10-1116-000-00000-50060	OVERTIME	65.58	88.63	0.00	0.00	0.00
1000-10-1116-000-00000-50100	EMPLOYER FICA	8,185.68	8,349.09	8,616.00	5,894.07	8,616.00
1000-10-1116-000-00000-50110	EMPLOYER MEDICARE	1,914.44	1,952.60	2,016.00	1,378.44	2,016.00
1000-10-1116-000-00000-50120	EMPLOYER SC RETIREMENT	18,119.23	20,349.69	19,042.00	15,165.71	19,042.00
1000-10-1120-000-00000-50020	SALARIES AND WAGES	1,765,816.16	1,627,809.60	1,985,159.00	1,151,403.87	1,985,159.00
1000-10-1120-000-00000-50060	OVERTIME	19,606.77	16,782.49	50,000.00	2,435.52	50,000.00
1000-10-1120-000-00000-50100	EMPLOYER FICA	106,225.34	97,073.89	126,180.00	67,963.41	126,180.00
1000-10-1120-000-00000-50110	EMPLOYER MEDICARE	24,843.05	22,702.73	29,510.00	15,894.66	29,510.00
1000-10-1120-000-00000-50120	EMPLOYER SC RETIREMENT	239,461.57	238,173.40	278,413.00	177,669.69	278,413.00
1000-10-1122-000-00000-50020	SALARIES AND WAGES	350,099.57	344,173.74	385,339.00	273,111.19	385,339.00
1000-10-1122-000-00000-50060	OVERTIME	4,269.26	12,440.34	10,000.00	7,619.60	10,000.00
1000-10-1122-000-00000-50100	EMPLOYER FICA	20,918.36	20,764.43	24,202.00	16,308.92	24,202.00
1000-10-1122-000-00000-50110	EMPLOYER MEDICARE	4,892.23	4,856.19	5,661.00	3,814.19	5,661.00
1000-10-1122-000-00000-50120	EMPLOYER SC RETIREMENT	47,046.77	51,234.75	53,655.00	42,592.44	53,655.00
1000-10-1130-000-00000-50020	SALARIES AND WAGES	585,102.55	590,465.99	725,753.00	450,617.99	725,753.00



**Expenditures (detail) subtotaled by category**

Account	Description	3rd PP-ACTUAL 6/30/2018	2nd PP-ACTUAL 6/30/2019	1st PP-FBUDGET 6/30/2020	1st PP-YTD ACTUAL 6/30/2020	REQUESTED BUDGET 6/30/2021
1000-10-1130-000-00000-50060	OVERTIME	93.96	0.00	0.00	0.00	0.00
1000-10-1130-000-00000-50100	EMPLOYER FICA	35,007.69	35,641.57	44,997.00	27,264.71	44,997.00
1000-10-1130-000-00000-50110	EMPLOYER MEDICARE	8,187.25	8,335.51	10,523.00	6,376.43	10,523.00
1000-10-1130-000-00000-50120	EMPLOYER SC RETIREMENT	76,285.14	85,053.05	99,572.00	69,182.49	99,572.00
1000-10-1134-000-00000-50020	SALARIES AND WAGES	39,367.59	45,061.61	59,801.00	53,463.21	59,801.00
1000-10-1134-000-00000-50060	OVERTIME	6.83	10.70	0.00	50.33	0.00
1000-10-1134-000-00000-50100	EMPLOYER FICA	2,372.76	2,729.70	3,707.00	3,231.79	3,707.00
1000-10-1134-000-00000-50110	EMPLOYER MEDICARE	554.78	638.24	1,435.00	755.71	1,435.00
1000-10-1134-000-00000-50120	EMPLOYER SC RETIREMENT	5,355.19	6,379.98	7,797.00	7,704.18	7,797.00
1000-10-1140-000-00000-50020	SALARIES AND WAGES	0.00	0.00	0.00	0.00	227,500.00
1000-10-1140-000-00000-50100	EMPLOYER FICA	0.00	0.00	0.00	0.00	14,100.00
1000-10-1140-000-00000-50110	EMPLOYER MEDICARE	0.00	0.00	0.00	0.00	3,200.00
1000-10-1140-000-00000-50120	EMPLOYER SC RETIREMENT	0.00	0.00	0.00	0.00	31,500.00
1000-10-1143-000-00000-50020	SALARIES AND WAGES	329,027.10	342,763.62	381,789.00	291,502.37	381,789.00
1000-10-1143-000-00000-50060	OVERTIME	16,704.95	23,021.25	10,000.00	19,888.14	10,000.00
1000-10-1143-000-00000-50100	EMPLOYER FICA	19,865.75	20,784.54	24,290.00	17,275.99	24,290.00
1000-10-1143-000-00000-50110	EMPLOYER MEDICARE	4,646.01	4,860.87	5,681.00	4,040.36	5,681.00
1000-10-1143-000-00000-50120	EMPLOYER SC RETIREMENT	44,604.15	49,336.56	53,904.00	43,412.07	53,904.00
1000-10-1144-000-00000-50011	POLL WORKER STIPEND	0.00	3,750.00	0.00	6,000.00	0.00
1000-10-1144-000-00000-50020	SALARIES AND WAGES	231,052.75	131,921.10	100,495.00	132,317.00	132,300.00
1000-10-1144-000-00000-50100	EMPLOYER FICA	1,826.43	382.86	0.00	1,228.66	1,200.00
1000-10-1144-000-00000-50110	EMPLOYER MEDICARE	427.15	89.55	0.00	287.35	300.00
1000-10-1144-000-00000-50120	EMPLOYER SC RETIREMENT	3,222.13	1,516.05	0.00	3,321.50	3,300.00
1000-10-1144-000-00000-50130	EMPLOYER PO RETIREMENT	118.88	97.40	0.00	95.76	100.00
1000-10-1150-000-00000-50020	SALARIES AND WAGES	591,291.27	742,996.26	863,063.00	610,130.65	863,063.00
1000-10-1150-000-00000-50060	OVERTIME	7,677.40	6,697.02	22,500.00	3,905.82	10,000.00
1000-10-1150-000-00000-50100	EMPLOYER FICA	36,052.08	45,017.75	54,904.00	36,970.57	54,904.00
1000-10-1150-000-00000-50110	EMPLOYER MEDICARE	8,431.55	10,528.33	12,840.00	8,646.40	12,840.00
1000-10-1150-000-00000-50120	EMPLOYER SC RETIREMENT	77,306.54	107,382.15	123,202.00	94,299.21	123,202.00
1000-10-1152-000-00000-50020	SALARIES AND WAGES	604,596.75	582,380.48	679,601.00	446,332.96	679,601.00
1000-10-1152-000-00000-50060	OVERTIME	0.00	19.26	0.00	206.17	0.00
1000-10-1152-000-00000-50100	EMPLOYER FICA	36,336.59	34,743.46	42,601.00	26,928.45	42,601.00
1000-10-1152-000-00000-50110	EMPLOYER MEDICARE	8,498.07	8,125.49	9,963.00	6,297.81	9,963.00
1000-10-1152-000-00000-50120	EMPLOYER SC RETIREMENT	80,826.45	83,650.87	94,155.00	68,236.77	94,155.00
1000-10-1154-000-00000-50020	SALARIES AND WAGES	335,894.03	354,833.76	363,893.00	260,907.18	363,893.00
1000-10-1154-000-00000-50100	EMPLOYER FICA	20,281.12	21,523.37	22,561.00	15,911.00	22,561.00
1000-10-1154-000-00000-50110	EMPLOYER MEDICARE	4,743.17	5,033.69	5,277.00	3,721.13	5,277.00
1000-10-1154-000-00000-50120	EMPLOYER SC RETIREMENT	45,092.04	51,169.71	49,974.00	39,663.36	49,974.00
1000-10-1160-000-00000-50020	SALARIES AND WAGES	316,496.30	368,535.30	410,895.00	296,337.56	410,895.00
1000-10-1160-000-00000-50060	OVERTIME	11,128.48	8,861.71	7,000.00	3,785.89	7,000.00
1000-10-1160-000-00000-50100	EMPLOYER FICA	18,947.08	21,390.77	23,045.00	17,589.32	23,045.00
1000-10-1160-000-00000-50110	EMPLOYER MEDICARE	4,431.17	5,002.68	5,403.00	4,113.64	5,403.00
1000-10-1160-000-00000-50120	EMPLOYER SC RETIREMENT	43,346.66	53,756.41	54,343.00	46,387.93	54,343.00
1000-10-1160-000-00000-50500	EMPLOYEE RECOGNITION AWRD	0.00	0.00	10,000.00	425.00	45,000.00
1000-10-1199-000-00000-50120	EMPLOYER SC RETIREMENT	(363,947.96)	(363,947.96)	0.00	(363,947.96)	0.00
1000-10-1199-000-00000-50130	EMPLOYER PO RETIREMENT	(196,135.69)	(196,135.69)	0.00	(196,135.69)	0.00
1000-10-1199-000-00000-50140	EMPLOYER GROUP INSURANCE	10,864,176.63	9,776,131.49	11,374,264.00	9,127,654.88	11,374,264.00
1000-10-1199-000-00000-50150	EMPLOYER WORK COMP INS	1,275,044.31	1,405,780.16	1,785,284.00	0.00	1,785,284.00
1000-10-1199-000-00000-50160	EMPLOYER TORT LIAB INS	341,273.16	304,189.74	291,265.00	261,857.00	291,265.00
1000-10-1199-000-00000-50170	EMPLOYER UNEMPLOYMENT INS	40,744.60	24,334.23	26,140.00	31,557.38	26,140.00

**Expenditures (detail) subtotaled by category**

Account	Description	3rd PP-ACTUAL 6/30/2018	2nd PP-ACTUAL 6/30/2019	1st PP-FBUDGET 6/30/2020	1st PP-YTD ACTUAL 6/30/2020	REQUESTED BUDGET 6/30/2021
1000-20-1200-000-00000-50020	SALARIES AND WAGES	20,143.82	420.52	0.00	57.55	0.00
1000-20-1200-000-00000-50100	EMPLOYER FICA	1,250.77	25.20	0.00	3.47	0.00
1000-20-1200-000-00000-50110	EMPLOYER MEDICARE	292.52	5.89	0.00	0.81	0.00
1000-20-1200-000-00000-50120	EMPLOYER SC RETIREMENT	53.86	0.00	0.00	8.95	0.00
1000-20-1200-000-00000-50130	EMPLOYER PO RETIREMENT	3,246.23	72.50	0.00	0.00	0.00
1000-20-1201-000-00000-50020	SALARIES AND WAGES	5,696,217.72	5,372,694.42	6,261,896.00	4,287,994.46	6,261,896.00
1000-20-1201-000-00000-50060	OVERTIME	272,928.41	213,090.35	387,421.00	126,247.22	387,421.00
1000-20-1201-000-00000-50080	OVERTIME/TRAINING SCHOOL	2,352.06	4,226.58	5,000.00	3,748.99	5,000.00
1000-20-1201-000-00000-50100	EMPLOYER FICA	358,330.61	335,283.50	408,231.00	264,377.46	408,231.00
1000-20-1201-000-00000-50110	EMPLOYER MEDICARE	83,884.64	78,455.58	95,474.00	62,029.12	95,474.00
1000-20-1201-000-00000-50120	EMPLOYER SC RETIREMENT	183,688.98	186,713.12	222,544.00	165,075.81	222,544.00
1000-20-1201-000-00000-50130	EMPLOYER PO RETIREMENT	743,299.73	737,749.24	952,092.00	616,255.26	952,092.00
1000-20-1201-000-00000-50500	EMPLOYEE RECOGNITION AWRD	990.00	1,502.68	1,550.00	666.65	1,550.00
1000-20-1202-000-00000-50020	SALARIES AND WAGES	5,630,975.26	5,737,781.15	6,161,182.00	4,350,177.50	6,161,182.00
1000-20-1202-000-00000-50060	OVERTIME	350,370.70	325,135.50	598,655.00	248,625.64	598,655.00
1000-20-1202-000-00000-50080	OVERTIME/TRAINING SCHOOL	23,524.40	44,574.80	47,500.00	28,922.09	47,500.00
1000-20-1202-000-00000-50100	EMPLOYER FICA	360,529.20	367,355.13	418,864.00	278,369.27	418,864.00
1000-20-1202-000-00000-50110	EMPLOYER MEDICARE	84,317.33	85,890.34	97,960.00	65,102.51	97,960.00
1000-20-1202-000-00000-50120	EMPLOYER SC RETIREMENT	0.00	0.00	0.00	553.83	0.00
1000-20-1202-000-00000-50130	EMPLOYER PO RETIREMENT	964,630.83	1,041,675.48	1,241,658.00	843,447.90	1,241,658.00
1000-20-1202-000-00000-50500	EMPLOYEE RECOGNITION AWRD	41.55	0.00	0.00	338.02	0.00
1000-20-1203-000-00000-50020	SALARIES AND WAGES	565,352.62	632,472.02	661,303.00	444,010.72	661,303.00
1000-20-1203-000-00000-50060	OVERTIME	3,817.15	1,611.21	696.00	0.00	696.00
1000-20-1203-000-00000-50080	OVERTIME/TRAINING SCHOOL	413.83	634.46	653.00	0.00	653.00
1000-20-1203-000-00000-50100	EMPLOYER FICA	34,242.68	38,110.52	41,044.00	26,749.01	41,044.00
1000-20-1203-000-00000-50110	EMPLOYER MEDICARE	8,008.39	8,912.93	9,599.00	6,255.86	9,599.00
1000-20-1203-000-00000-50130	EMPLOYER PO RETIREMENT	92,185.56	108,436.22	113,749.00	80,987.63	113,749.00
1000-20-1204-000-00000-50020	SALARIES AND WAGES	2,306,178.95	2,356,057.68	2,411,355.00	1,815,019.12	2,411,355.00
1000-20-1204-000-00000-50060	OVERTIME	179,474.24	173,554.52	243,996.00	140,829.82	243,996.00
1000-20-1204-000-00000-50080	OVERTIME/TRAINING SCHOOL	17,027.00	20,439.35	23,025.00	18,984.70	23,025.00
1000-20-1204-000-00000-50100	EMPLOYER FICA	150,202.90	153,030.52	161,303.00	119,040.64	161,303.00
1000-20-1204-000-00000-50110	EMPLOYER MEDICARE	35,128.06	35,812.94	37,724.00	27,797.98	37,724.00
1000-20-1204-000-00000-50120	EMPLOYER SC RETIREMENT	20,258.77	15,796.14	24,338.00	13,745.49	24,338.00
1000-20-1204-000-00000-50130	EMPLOYER PO RETIREMENT	377,942.08	415,968.86	409,783.00	344,138.79	409,783.00
1000-20-1204-000-00000-50500	EMPLOYEE RECOGNITION AWRD	100.17	0.00	0.00	216.15	0.00
1000-20-1205-000-00000-50020	SALARIES AND WAGES	461,870.87	461,477.06	448,316.00	416,399.57	448,316.00
1000-20-1205-000-00000-50060	OVERTIME	38,125.32	35,348.09	18,698.00	22,501.54	18,698.00
1000-20-1205-000-00000-50080	OVERTIME/TRAINING SCHOOL	2,532.98	2,926.66	3,000.00	3,484.54	3,000.00
1000-20-1205-000-00000-50090	PERS'NL COSTS REIMB (CR)	0.00	(12,552.72)	0.00	(4,613.47)	0.00
1000-20-1205-000-00000-50100	EMPLOYER FICA	30,414.22	30,225.98	34,141.00	26,417.14	34,141.00
1000-20-1205-000-00000-50110	EMPLOYER MEDICARE	7,113.01	7,068.99	7,715.00	6,178.21	7,715.00
1000-20-1205-000-00000-50130	EMPLOYER PO RETIREMENT	79,800.43	85,231.49	92,568.00	80,691.15	92,568.00
1000-20-1205-000-00000-50500	EMPLOYEE RECOGNITION AWRD	0.00	117.17	0.00	0.00	0.00
1000-20-1210-000-00000-50020	SALARIES AND WAGES	471,687.88	485,833.67	512,038.00	395,862.20	512,038.00
1000-20-1210-000-00000-50060	OVERTIME	13,763.25	7,371.22	4,386.00	4,206.33	4,386.00
1000-20-1210-000-00000-50100	EMPLOYER FICA	29,445.51	29,963.40	32,018.00	24,289.20	32,018.00
1000-20-1210-000-00000-50110	EMPLOYER MEDICARE	6,886.44	7,007.56	7,488.00	5,680.53	7,488.00
1000-20-1210-000-00000-50120	EMPLOYER SC RETIREMENT	13,444.15	14,003.91	16,881.00	11,549.36	16,881.00
1000-20-1210-000-00000-50130	EMPLOYER PO RETIREMENT	61,189.49	67,402.50	74,408.00	59,434.03	74,408.00
1000-20-1211-000-00000-50020	SALARIES AND WAGES	865,877.74	476,257.96	0.00	623,788.16	0.00

**Expenditures (detail) subtotaled by category**

Account	Description	3rd PP-ACTUAL 6/30/2018	2nd PP-ACTUAL 6/30/2019	1st PP-FBUDGET 6/30/2020	1st PP-YTD ACTUAL 6/30/2020	REQUESTED BUDGET 6/30/2021
1000-20-1211-000-00000-50060	OVERTIME	0.00	288,954.11	0.00	312,199.01	0.00
1000-20-1211-000-00000-50090	PERS'NL COSTS REIMB (CR)	0.00	(29,395.34)	0.00	0.00	0.00
1000-20-1211-000-00000-50100	EMPLOYER FICA	52,681.81	46,402.34	0.00	56,910.91	0.00
1000-20-1211-000-00000-50110	EMPLOYER MEDICARE	12,320.83	10,851.85	0.00	13,309.86	0.00
1000-20-1211-000-00000-50120	EMPLOYER SC RETIREMENT	56,543.63	47,968.02	0.00	67,297.55	0.00
1000-20-1211-000-00000-50130	EMPLOYER PO RETIREMENT	72,899.66	75,125.32	0.00	91,789.77	0.00
1000-20-1212-000-00000-50020	SALARIES AND WAGES	16,744.64	19,529.38	19,623.00	11,989.20	19,623.00
1000-20-1212-000-00000-50100	EMPLOYER FICA	996.33	1,170.05	1,181.00	714.55	1,181.00
1000-20-1212-000-00000-50110	EMPLOYER MEDICARE	233.01	273.65	279.00	168.33	279.00
1000-20-1212-000-00000-50130	EMPLOYER PO RETIREMENT	2,726.08	3,317.11	3,564.00	2,186.86	3,564.00
1000-20-1220-000-00000-50020	SALARIES AND WAGES	1,733,391.49	1,778,693.41	1,954,555.00	1,437,405.11	1,954,555.00
1000-20-1220-000-00000-50060	OVERTIME	254,998.31	265,243.95	310,859.00	243,951.78	310,859.00
1000-20-1220-000-00000-50100	EMPLOYER FICA	118,541.74	122,064.97	140,456.00	100,443.55	140,456.00
1000-20-1220-000-00000-50110	EMPLOYER MEDICARE	27,723.49	28,547.45	32,849.00	23,490.84	32,849.00
1000-20-1220-000-00000-50120	EMPLOYER SC RETIREMENT	257,297.11	296,489.34	352,498.00	261,619.25	352,498.00
1000-20-1220-000-00000-50130	EMPLOYER PO RETIREMENT	10,039.64	45.08	0.00	0.00	0.00
1000-20-1220-000-00000-50500	EMPLOYEE RECOGNITION AWRD	882.72	0.00	500.00	56.20	500.00
1000-20-1230-000-00000-50020	SALARIES AND WAGES	3,113,608.14	3,243,626.94	4,105,658.00	2,572,054.28	4,105,658.00
1000-20-1230-000-00000-50060	OVERTIME	2,152,307.56	2,369,414.26	1,200,000.00	1,625,688.47	1,200,000.00
1000-20-1230-000-00000-50090	PERS'NL COSTS REIMB (CR)	(2,940.00)	(6,420.00)	0.00	(3,210.00)	0.00
1000-20-1230-000-00000-50100	EMPLOYER FICA	317,101.27	338,898.22	328,950.00	253,714.98	328,950.00
1000-20-1230-000-00000-50110	EMPLOYER MEDICARE	74,160.72	79,258.47	76,933.00	59,336.46	76,933.00
1000-20-1230-000-00000-50120	EMPLOYER SC RETIREMENT	706,956.74	812,218.54	730,217.00	646,166.81	730,217.00
1000-20-1240-000-00000-50020	SALARIES AND WAGES	416,790.11	436,193.66	461,905.00	344,962.64	461,905.00
1000-20-1240-000-00000-50060	OVERTIME	10,712.45	7,795.97	8,582.00	5,052.21	8,582.00
1000-20-1240-000-00000-50100	EMPLOYER FICA	25,778.71	26,806.14	29,170.00	21,149.25	29,170.00
1000-20-1240-000-00000-50110	EMPLOYER MEDICARE	6,028.87	6,269.15	5,975.00	4,946.21	5,975.00
1000-20-1240-000-00000-50120	EMPLOYER SC RETIREMENT	50,645.56	55,446.37	64,118.00	46,875.30	64,118.00
1000-20-1240-000-00000-50130	EMPLOYER PO RETIREMENT	8,957.78	11,087.49	10,656.00	8,893.81	10,656.00
1000-20-1241-000-00000-50020	SALARIES AND WAGES	349,478.92	338,260.82	355,569.00	172,510.76	355,569.00
1000-20-1241-000-00000-50060	OVERTIME	427.50	28.50	4,348.00	293.55	4,348.00
1000-20-1241-000-00000-50100	EMPLOYER FICA	19,455.63	20,218.14	21,773.00	10,352.64	21,773.00
1000-20-1241-000-00000-50110	EMPLOYER MEDICARE	4,550.10	4,728.45	5,092.00	2,421.16	5,092.00
1000-20-1241-000-00000-50120	EMPLOYER SC RETIREMENT	42,162.55	47,442.74	48,266.00	25,643.69	48,266.00
1000-20-1250-000-00000-50020	SALARIES AND WAGES	3,227,331.47	3,280,392.84	3,879,784.00	2,274,941.24	3,879,784.00
1000-20-1250-000-00000-50060	OVERTIME	442,862.07	359,170.83	160,000.00	485,602.33	160,000.00
1000-20-1250-000-00000-50091	ALLOCATED SALARIES AND WAGES	0.00	183.26	0.00	0.00	0.00
1000-20-1250-000-00000-50100	EMPLOYER FICA	219,786.26	218,407.46	250,466.00	165,731.45	250,466.00
1000-20-1250-000-00000-50110	EMPLOYER MEDICARE	51,401.66	51,079.23	58,577.00	38,795.51	58,577.00
1000-20-1250-000-00000-50120	EMPLOYER SC RETIREMENT	24,619.14	26,161.16	38,071.00	21,604.16	38,071.00
1000-20-1250-000-00000-50130	EMPLOYER PO RETIREMENT	549,411.99	577,918.86	619,365.00	463,562.93	619,365.00
1000-20-1260-000-00000-50020	SALARIES AND WAGES	577,003.04	589,628.20	793,602.00	422,496.82	793,602.00
1000-20-1260-000-00000-50060	OVERTIME	0.00	434.64	500.00	0.00	500.00
1000-20-1260-000-00000-50100	EMPLOYER FICA	34,610.84	35,479.86	49,234.00	25,398.06	49,234.00
1000-20-1260-000-00000-50110	EMPLOYER MEDICARE	8,094.47	8,297.71	11,515.00	5,939.84	11,515.00
1000-20-1260-000-00000-50120	EMPLOYER SC RETIREMENT	77,428.58	84,715.11	110,183.00	64,806.73	110,183.00
1000-20-1261-000-00000-50020	SALARIES AND WAGES	202,974.81	196,105.03	279,560.00	151,686.54	279,560.00
1000-20-1261-000-00000-50060	OVERTIME	0.00	0.00	50.00	0.00	50.00
1000-20-1261-000-00000-50100	EMPLOYER FICA	12,164.89	11,744.44	17,334.00	9,089.81	17,334.00
1000-20-1261-000-00000-50110	EMPLOYER MEDICARE	2,845.01	2,746.68	4,054.00	2,125.85	4,054.00

**Expenditures (detail) subtotaled by category**

Account	Description	3rd PP-ACTUAL 6/30/2018	2nd PP-ACTUAL 6/30/2019	1st PP-FBUDGET 6/30/2020	1st PP-YTD ACTUAL 6/30/2020	REQUESTED BUDGET 6/30/2021
1000-20-1261-000-00000-50120	EMPLOYER SC RETIREMENT	11,549.14	11,590.39	13,790.00	9,507.20	13,790.00
1000-20-1261-000-00000-50130	EMPLOYER PO RETIREMENT	18,561.31	19,751.03	29,565.00	15,793.37	29,565.00
1000-20-1270-000-00000-50020	SALARIES AND WAGES	433,951.21	419,139.13	545,490.00	273,268.85	545,490.00
1000-20-1270-000-00000-50060	OVERTIME	25,992.82	14,098.02	6,000.00	15,366.99	6,000.00
1000-20-1270-000-00000-50100	EMPLOYER FICA	27,610.84	25,948.96	34,192.00	17,292.26	34,192.00
1000-20-1270-000-00000-50110	EMPLOYER MEDICARE	6,457.37	6,068.72	7,997.00	4,044.15	7,997.00
1000-20-1270-000-00000-50120	EMPLOYER SC RETIREMENT	61,788.31	62,501.00	76,146.00	44,756.20	76,146.00
1000-30-1300-000-00000-50020	SALARIES AND WAGES	115,894.24	124,964.05	121,107.00	105,525.27	0.00
1000-30-1300-000-00000-50100	EMPLOYER FICA	7,094.88	7,665.76	7,370.00	6,485.06	0.00
1000-30-1300-000-00000-50110	EMPLOYER MEDICARE	1,659.28	1,792.81	1,724.00	1,516.67	0.00
1000-30-1300-000-00000-50120	EMPLOYER SC RETIREMENT	15,348.15	17,766.27	16,287.00	16,419.68	0.00
1000-30-1301-000-00000-50020	SALARIES AND WAGES	252,941.43	218,960.14	220,268.00	157,172.33	220,268.00
1000-30-1301-000-00000-50060	OVERTIME	10,123.19	3,067.04	6,624.00	2,064.01	6,624.00
1000-30-1301-000-00000-50100	EMPLOYER FICA	15,590.61	13,144.31	14,067.00	9,488.08	14,067.00
1000-30-1301-000-00000-50110	EMPLOYER MEDICARE	3,646.19	3,074.08	3,291.00	2,218.99	3,291.00
1000-30-1301-000-00000-50120	EMPLOYER SC RETIREMENT	34,927.32	31,911.88	28,375.00	24,777.19	28,375.00
1000-30-1302-000-00000-50020	SALARIES AND WAGES	457,266.39	405,233.73	436,196.00	366,891.14	436,196.00
1000-30-1302-000-00000-50060	OVERTIME	1,938.55	1,014.72	1,319.00	457.93	1,319.00
1000-30-1302-000-00000-50100	EMPLOYER FICA	27,720.50	24,498.23	27,126.00	22,165.19	27,126.00
1000-30-1302-000-00000-50110	EMPLOYER MEDICARE	6,483.08	5,729.37	6,343.00	5,183.82	6,343.00
1000-30-1302-000-00000-50120	EMPLOYER SC RETIREMENT	61,351.28	58,028.10	62,451.00	56,536.95	62,451.00
1000-30-1310-000-00000-50020	SALARIES AND WAGES	195,697.45	199,759.41	203,113.00	152,285.40	203,113.00
1000-30-1310-000-00000-50060	OVERTIME	0.00	280.09	0.00	0.00	0.00
1000-30-1310-000-00000-50100	EMPLOYER FICA	11,916.24	12,267.11	12,593.00	9,340.87	12,593.00
1000-30-1310-000-00000-50110	EMPLOYER MEDICARE	2,786.85	2,868.92	2,944.00	2,184.56	2,944.00
1000-30-1310-000-00000-50120	EMPLOYER SC RETIREMENT	26,086.83	28,685.80	27,891.00	23,228.77	27,891.00
1000-30-1311-000-00000-50020	SALARIES AND WAGES	706,589.61	814,160.34	744,917.00	629,330.71	744,917.00
1000-30-1311-000-00000-50060	OVERTIME	10,559.90	6,964.03	500.00	4,060.79	500.00
1000-30-1311-000-00000-50100	EMPLOYER FICA	42,679.58	48,925.01	46,216.00	37,894.26	46,216.00
1000-30-1311-000-00000-50110	EMPLOYER MEDICARE	9,981.51	11,442.12	10,809.00	8,862.35	10,809.00
1000-30-1311-000-00000-50120	EMPLOYER SC RETIREMENT	96,508.30	119,777.51	102,746.00	97,155.22	102,746.00
1000-30-1312-000-00000-50020	SALARIES AND WAGES	978,019.18	396,558.37	524,934.00	360,719.89	524,934.00
1000-30-1312-000-00000-50060	OVERTIME	10,924.63	1,017.95	3,000.00	1,493.61	3,000.00
1000-30-1312-000-00000-50100	EMPLOYER FICA	57,979.06	23,294.96	40,247.00	21,438.48	40,247.00
1000-30-1312-000-00000-50110	EMPLOYER MEDICARE	13,559.57	5,448.02	9,412.00	5,013.86	9,412.00
1000-30-1312-000-00000-50120	EMPLOYER SC RETIREMENT	131,805.04	57,292.20	88,838.00	56,204.80	88,838.00
1000-30-1320-000-00000-50020	SALARIES AND WAGES	451,984.85	431,149.26	457,177.00	301,663.91	457,177.00
1000-30-1320-000-00000-50060	OVERTIME	7,960.35	4,955.03	3,780.00	1,894.71	3,780.00
1000-30-1320-000-00000-50100	EMPLOYER FICA	27,330.63	25,974.74	28,578.00	18,131.60	28,578.00
1000-30-1320-000-00000-50110	EMPLOYER MEDICARE	6,391.82	6,074.73	6,684.00	4,240.48	6,684.00
1000-30-1320-000-00000-50120	EMPLOYER SC RETIREMENT	61,933.47	63,237.28	61,596.00	46,611.19	61,596.00
1000-30-1321-000-00000-50020	SALARIES AND WAGES	199,359.85	201,170.90	253,925.00	157,629.41	253,925.00
1000-30-1321-000-00000-50060	OVERTIME	10,612.73	522.50	1,892.00	0.00	1,892.00
1000-30-1321-000-00000-50100	EMPLOYER FICA	12,189.66	11,771.97	15,861.00	9,260.75	15,861.00
1000-30-1321-000-00000-50110	EMPLOYER MEDICARE	2,850.81	2,753.15	3,709.00	2,165.81	3,709.00
1000-30-1321-000-00000-50120	EMPLOYER SC RETIREMENT	28,268.29	29,439.45	33,756.00	24,215.77	33,756.00
1000-30-1330-000-00000-50020	SALARIES AND WAGES	100,186.07	110,645.38	213,163.00	104,397.40	213,163.00
1000-30-1330-000-00000-50100	EMPLOYER FICA	6,046.52	6,686.70	13,216.00	6,337.31	13,216.00
1000-30-1330-000-00000-50110	EMPLOYER MEDICARE	1,413.98	1,563.74	3,091.00	1,482.23	3,091.00
1000-30-1330-000-00000-50120	EMPLOYER SC RETIREMENT	12,999.64	16,154.95	29,525.00	16,244.18	29,525.00

**Expenditures (detail) subtotaled by category**

Account	Description	3rd PP-ACTUAL 6/30/2018	2nd PP-ACTUAL 6/30/2019	1st PP-FBUDGET 6/30/2020	1st PP-YTD ACTUAL 6/30/2020	REQUESTED BUDGET 6/30/2021
1000-30-1340-000-00000-50020	SALARIES AND WAGES	1,201,915.48	1,193,425.77	1,295,744.00	880,724.53	1,295,744.00
1000-30-1340-000-00000-50060	OVERTIME	23,349.58	18,619.88	7,000.00	23,972.63	7,000.00
1000-30-1340-000-00000-50100	EMPLOYER FICA	74,545.46	73,522.89	80,770.00	55,000.68	80,770.00
1000-30-1340-000-00000-50110	EMPLOYER MEDICARE	17,434.05	17,194.89	18,891.00	12,863.06	18,891.00
1000-30-1340-000-00000-50120	EMPLOYER SC RETIREMENT	149,690.36	164,549.23	162,629.00	139,526.39	162,629.00
1000-30-1340-000-00000-50130	EMPLOYER PO RETIREMENT	16,145.85	13,145.31	19,298.00	0.00	19,298.00
1000-40-1400-000-00000-50020	SALARIES AND WAGES	595,232.80	619,892.99	687,745.00	422,832.95	687,745.00
1000-40-1400-000-00000-50060	OVERTIME	1,442.20	264.38	0.00	0.00	0.00
1000-40-1400-000-00000-50100	EMPLOYER FICA	36,047.89	37,565.44	42,641.00	25,455.91	42,641.00
1000-40-1400-000-00000-50110	EMPLOYER MEDICARE	8,430.57	8,785.46	9,973.00	5,953.41	9,973.00
1000-40-1400-000-00000-50120	EMPLOYER SC RETIREMENT	77,062.22	88,412.40	94,970.00	62,208.61	94,970.00
1000-50-1500-000-00000-50020	SALARIES AND WAGES	123,073.17	118,369.56	164,831.00	97,958.53	164,831.00
1000-50-1500-000-00000-50060	OVERTIME	0.00	0.00	300.00	0.00	300.00
1000-50-1500-000-00000-50100	EMPLOYER FICA	7,498.46	7,231.69	10,239.00	5,971.01	10,239.00
1000-50-1500-000-00000-50110	EMPLOYER MEDICARE	1,753.66	1,691.28	2,395.00	1,396.44	2,395.00
1000-50-1500-000-00000-50120	EMPLOYER SC RETIREMENT	16,462.82	17,280.37	23,299.00	15,242.29	23,299.00
1000-60-1600-000-00000-50020	SALARIES AND WAGES	251,765.03	317,035.46	302,013.00	238,494.23	302,013.00
1000-60-1600-000-00000-50060	OVERTIME	1,486.84	979.01	2,000.00	454.85	2,000.00
1000-60-1600-000-00000-50100	EMPLOYER FICA	15,299.40	19,301.84	18,849.00	14,352.56	18,849.00
1000-60-1600-000-00000-50110	EMPLOYER MEDICARE	3,578.11	4,514.14	4,409.00	3,356.61	4,409.00
1000-60-1600-000-00000-50120	EMPLOYER SC RETIREMENT	33,985.16	45,354.15	41,723.00	36,246.85	41,723.00
1000-60-1602-000-00000-50020	SALARIES AND WAGES	634,513.59	645,347.25	675,505.00	442,892.10	675,505.00
1000-60-1602-000-00000-50060	OVERTIME	4,029.19	775.13	500.00	1,470.00	500.00
1000-60-1602-000-00000-50100	EMPLOYER FICA	39,053.63	39,600.07	41,912.00	27,133.02	41,912.00
1000-60-1602-000-00000-50110	EMPLOYER MEDICARE	9,133.44	9,261.37	9,802.00	6,345.54	9,802.00
1000-60-1602-000-00000-50120	EMPLOYER SC RETIREMENT	79,354.11	89,190.42	92,571.00	65,002.75	92,571.00
1000-60-1604-000-00000-50020	SALARIES AND WAGES	125,316.67	152,110.10	228,831.00	127,034.57	228,831.00
1000-60-1604-000-00000-50060	OVERTIME	2,791.80	812.00	0.00	5,063.15	0.00
1000-60-1604-000-00000-50100	EMPLOYER FICA	7,798.93	9,306.55	14,186.00	8,002.75	14,186.00
1000-60-1604-000-00000-50110	EMPLOYER MEDICARE	1,823.93	2,176.53	3,318.00	1,871.62	3,318.00
1000-60-1604-000-00000-50120	EMPLOYER SC RETIREMENT	17,009.72	22,165.47	31,394.00	20,320.94	31,394.00
1000-60-1605-000-00000-50020	SALARIES AND WAGES	98,117.67	111,614.21	122,282.00	54,159.52	122,282.00
1000-60-1605-000-00000-50060	OVERTIME	1,899.88	996.06	10,000.00	974.77	10,000.00
1000-60-1605-000-00000-50100	EMPLOYER FICA	6,054.85	6,809.27	8,202.00	3,364.58	8,202.00
1000-60-1605-000-00000-50110	EMPLOYER MEDICARE	1,416.05	1,592.49	1,918.00	786.88	1,918.00
1000-60-1605-000-00000-50120	EMPLOYER SC RETIREMENT	13,150.17	16,269.59	18,133.00	8,578.92	18,133.00
1000-60-1606-000-00000-50020	SALARIES AND WAGES	4,650.03	679.15	205,110.00	0.00	0.00
1000-60-1606-000-00000-50060	OVERTIME	0.00	0.00	1,800.00	0.00	0.00
1000-60-1606-000-00000-50100	EMPLOYER FICA	288.30	42.11	12,827.00	0.00	0.00
1000-60-1606-000-00000-50110	EMPLOYER MEDICARE	67.43	9.86	3,000.00	0.00	0.00
1000-60-1606-000-00000-50120	EMPLOYER SC RETIREMENT	598.35	98.88	28,057.00	0.00	0.00
1000-60-1607-000-00000-50020	SALARIES AND WAGES	0.00	676,962.31	700,184.00	523,763.41	700,184.00
1000-60-1607-000-00000-50060	OVERTIME	0.00	7,807.73	6,440.00	10,699.90	6,440.00
1000-60-1607-000-00000-50100	EMPLOYER FICA	0.00	40,405.25	42,343.00	31,757.58	42,343.00
1000-60-1607-000-00000-50110	EMPLOYER MEDICARE	0.00	9,449.61	9,902.00	7,427.15	9,902.00
1000-60-1607-000-00000-50120	EMPLOYER SC RETIREMENT	0.00	98,869.13	101,140.00	81,917.60	101,140.00
1000-60-1620-000-00000-50020	SALARIES AND WAGES	514,672.12	431,429.70	457,297.00	329,595.61	457,297.00
1000-60-1620-000-00000-50100	EMPLOYER FICA	31,154.41	26,040.93	28,352.00	20,089.49	28,352.00
1000-60-1620-000-00000-50110	EMPLOYER MEDICARE	7,286.11	6,090.20	6,631.00	4,698.36	6,631.00
1000-60-1620-000-00000-50120	EMPLOYER SC RETIREMENT	65,989.59	60,604.63	71,269.00	50,040.25	71,269.00

**Expenditures (detail) subtotaled by category**

Account	Description	3rd PP-ACTUAL 6/30/2018	2nd PP-ACTUAL 6/30/2019	1st PP-FBUDGET 6/30/2020	1st PP-YTD ACTUAL 6/30/2020	REQUESTED BUDGET 6/30/2021
1000-60-1621-000-00000-50020	SALARIES AND WAGES	392,058.65	409,951.30	438,819.00	323,491.29	438,819.00
1000-60-1621-000-00000-50100	EMPLOYER FICA	23,565.34	24,642.75	27,207.00	19,343.61	27,207.00
1000-60-1621-000-00000-50110	EMPLOYER MEDICARE	5,511.24	5,763.23	6,363.00	4,523.92	6,363.00
1000-60-1621-000-00000-50120	EMPLOYER SC RETIREMENT	52,644.70	59,775.87	68,407.00	49,945.82	68,407.00
1000-60-1622-000-00000-50020	SALARIES AND WAGES	523,807.82	519,364.83	550,321.00	393,516.76	550,321.00
1000-60-1622-000-00000-50100	EMPLOYER FICA	31,673.21	31,287.98	34,120.00	23,810.62	34,120.00
1000-60-1622-000-00000-50110	EMPLOYER MEDICARE	7,407.41	7,317.35	7,979.00	5,568.61	7,979.00
1000-60-1622-000-00000-50120	EMPLOYER SC RETIREMENT	70,492.62	75,609.05	85,766.00	60,297.21	85,766.00
1000-60-1623-000-00000-50020	SALARIES AND WAGES	481,982.41	511,544.18	551,368.00	350,167.19	551,368.00
1000-60-1623-000-00000-50100	EMPLOYER FICA	28,817.01	30,581.73	34,185.00	21,002.83	34,185.00
1000-60-1623-000-00000-50110	EMPLOYER MEDICARE	6,739.47	7,152.15	7,995.00	4,911.98	7,995.00
1000-60-1623-000-00000-50120	EMPLOYER SC RETIREMENT	65,102.47	74,281.29	85,968.00	53,396.74	85,968.00
1000-60-1624-000-00000-50020	SALARIES AND WAGES	119,280.49	151,736.77	164,071.00	124,580.92	164,071.00
1000-60-1624-000-00000-50100	EMPLOYER FICA	7,131.58	9,159.05	10,173.00	7,557.39	10,173.00
1000-60-1624-000-00000-50110	EMPLOYER MEDICARE	1,667.88	2,142.04	2,379.00	1,767.46	2,379.00
1000-60-1624-000-00000-50120	EMPLOYER SC RETIREMENT	15,954.69	21,974.17	25,583.00	19,384.80	25,583.00
1000-60-1625-000-00000-50020	SALARIES AND WAGES	326,288.78	338,552.25	362,907.00	270,382.58	362,907.00
1000-60-1625-000-00000-50100	EMPLOYER FICA	19,586.37	20,450.71	22,500.00	16,235.67	22,500.00
1000-60-1625-000-00000-50110	EMPLOYER MEDICARE	4,580.68	4,782.83	5,262.00	3,797.05	5,262.00
1000-60-1625-000-00000-50120	EMPLOYER SC RETIREMENT	43,485.47	48,678.87	56,575.00	41,448.96	56,575.00
1000-60-1626-000-00000-50020	SALARIES AND WAGES	311,798.93	319,174.91	340,418.00	240,091.14	340,418.00
1000-60-1626-000-00000-50100	EMPLOYER FICA	18,675.43	19,065.56	21,106.00	14,315.10	21,106.00
1000-60-1626-000-00000-50110	EMPLOYER MEDICARE	4,367.65	4,458.88	4,936.00	3,347.88	4,936.00
1000-60-1626-000-00000-50120	EMPLOYER SC RETIREMENT	41,186.97	46,010.84	53,063.00	36,113.39	53,063.00
1000-60-1627-000-00000-50020	SALARIES AND WAGES	106,576.44	108,030.52	115,716.00	72,494.69	115,716.00
1000-60-1627-000-00000-50100	EMPLOYER FICA	6,453.09	6,586.23	7,174.00	4,428.78	7,174.00
1000-60-1627-000-00000-50110	EMPLOYER MEDICARE	1,509.18	1,540.32	1,677.00	1,035.77	1,677.00
1000-60-1627-000-00000-50120	EMPLOYER SC RETIREMENT	14,188.45	15,625.61	18,039.00	10,968.90	18,039.00
1000-60-1628-000-00000-50020	SALARIES AND WAGES	96,398.72	135,695.30	147,512.00	133,266.65	147,512.00
1000-60-1628-000-00000-50100	EMPLOYER FICA	5,741.56	8,083.54	9,145.00	8,001.39	9,145.00
1000-60-1628-000-00000-50110	EMPLOYER MEDICARE	1,342.78	1,890.52	2,139.00	1,871.30	2,139.00
1000-60-1628-000-00000-50120	EMPLOYER SC RETIREMENT	12,839.90	19,719.48	23,005.00	20,424.90	23,005.00
<b>Subtotal Fund : 1000</b>	<b>Subgroup : None</b>	<b>73,817,916.99</b>	<b>74,231,050.99</b>	<b>83,140,454.00</b>	<b>58,691,975.12</b>	<b>82,798,141.38</b>
<b>Fund : [2001]</b>	<b>LOCAL ATAX</b>					
2001-10-0011-000-00000-50020	SALARIES AND WAGES	38,833.94	41,279.32	47,680.00	22,247.99	47,680.00
2001-10-0011-000-00000-50060	OVERTIME	6.82	10.69	0.00	3.67	0.00
2001-10-0011-000-00000-50100	EMPLOYER FICA	2,344.87	2,501.22	2,956.00	1,333.44	2,956.00
2001-10-0011-000-00000-50110	EMPLOYER MEDICARE	548.36	584.92	691.00	311.71	691.00
2001-10-0011-000-00000-50120	EMPLOYER SC RETIREMENT	5,147.09	5,975.26	7,419.00	3,462.38	7,419.00
2001-10-0011-000-00000-50140	EMPLOYER GROUP INSURANCE	5,073.78	0.00	4,000.00	0.00	4,000.00
2001-10-0011-000-00000-50150	EMPLOYER WORK COMP INS	431.18	491.23	500.00	0.00	500.00
2001-10-0011-000-00000-50160	EMPLOYER TORT LIAB INS	152.00	26.00	26.00	80.00	26.00
<b>Subtotal Fund : 2001</b>	<b>Subgroup : None</b>	<b>52,538.04</b>	<b>50,868.64</b>	<b>63,272.00</b>	<b>27,439.19</b>	<b>63,272.00</b>
<b>Fund : [2002]</b>	<b>LOCAL HTAX</b>					
2002-10-0011-000-00000-50020	SALARIES AND WAGES	36,833.94	39,279.32	47,680.00	22,247.99	47,680.00
2002-10-0011-000-00000-50060	OVERTIME	6.82	10.69	0.00	3.67	0.00
2002-10-0011-000-00000-50100	EMPLOYER FICA	2,220.88	2,377.28	2,956.00	1,333.48	2,956.00
2002-10-0011-000-00000-50110	EMPLOYER MEDICARE	519.49	556.08	691.00	311.98	691.00



**Expenditures (detail) subtotaled by category**

Account	Description	3rd PP-ACTUAL 6/30/2018	2nd PP-ACTUAL 6/30/2019	1st PP-FBUDGET 6/30/2020	1st PP-YTD ACTUAL 6/30/2020	REQUESTED BUDGET 6/30/2021
2002-10-0011-000-00000-50120	EMPLOYER SC RETIREMENT	5,011.61	5,684.07	7,419.00	3,462.41	7,419.00
2002-10-0011-000-00000-50140	EMPLOYER GROUP INSURANCE	5,073.78	0.00	4,000.00	0.00	4,000.00
2002-10-0011-000-00000-50150	EMPLOYER WORK COMP INS	428.31	467.58	500.00	0.00	500.00
2002-10-0011-000-00000-50160	EMPLOYER TORT LIAB INS	76.00	0.00	26.00	64.00	26.00
<b>Subtotal Fund : 2002</b>	<b>Subgroup : None</b>	<b>50,170.83</b>	<b>48,375.02</b>	<b>63,272.00</b>	<b>27,423.53</b>	<b>63,272.00</b>
<b>Fund : [2010]</b>	<b>LOCAL ADMISSIONS FEES</b>					
2010-10-0011-000-00000-50020	SALARIES AND WAGES	36,833.94	39,279.32	47,680.00	22,247.99	47,680.00
2010-10-0011-000-00000-50060	OVERTIME	6.82	10.69	0.00	3.67	0.00
2010-10-0011-000-00000-50100	EMPLOYER FICA	2,220.88	2,377.28	2,956.00	1,333.48	2,956.00
2010-10-0011-000-00000-50110	EMPLOYER MEDICARE	519.49	556.08	691.00	311.98	691.00
2010-10-0011-000-00000-50120	EMPLOYER SC RETIREMENT	5,011.61	5,684.07	7,419.00	3,462.41	7,419.00
2010-10-0011-000-00000-50140	EMPLOYER GROUP INSURANCE	5,073.78	0.00	4,000.00	0.00	4,000.00
2010-10-0011-000-00000-50150	EMPLOYER WORK COMP INS	428.31	467.58	500.00	0.00	500.00
2010-10-0011-000-00000-50160	EMPLOYER TORT LIAB INS	0.00	13.00	26.00	72.00	26.00
<b>Subtotal Fund : 2010</b>	<b>Subgroup : None</b>	<b>50,094.83</b>	<b>48,388.02</b>	<b>63,272.00</b>	<b>27,431.53</b>	<b>63,272.00</b>
<b>Fund : [2011]</b>	<b>TREASURER EXECUTION FEES</b>					
2011-10-0011-000-00000-50020	SALARIES AND WAGES	506,582.65	548,536.36	608,471.00	367,412.86	701,161.00
2011-10-0011-000-00000-50060	OVERTIME	14,024.14	11,083.82	14,480.00	8,103.58	14,480.00
2011-10-0011-000-00000-50100	EMPLOYER FICA	31,144.38	33,287.21	37,086.00	22,344.69	37,086.00
2011-10-0011-000-00000-50110	EMPLOYER MEDICARE	7,283.79	7,785.08	8,673.00	5,225.82	8,673.00
2011-10-0011-000-00000-50120	EMPLOYER SC RETIREMENT	69,601.94	81,297.72	96,931.00	58,430.35	96,931.00
2011-10-0011-000-00000-50140	EMPLOYER GROUP INSURANCE	71,524.59	0.00	50,000.00	0.00	50,000.00
2011-10-0011-000-00000-50150	EMPLOYER WORK COMP INS	1,974.38	6,549.60	6,500.00	0.00	6,500.00
2011-10-0011-000-00000-50160	EMPLOYER TORT LIAB INS	354.00	270.00	500.00	1,524.00	1,500.00
<b>Subtotal Fund : 2011</b>	<b>Subgroup : None</b>	<b>702,489.87</b>	<b>688,809.79</b>	<b>822,641.00</b>	<b>463,041.30</b>	<b>916,331.00</b>
<b>Fund : [2101]</b>	<b>CLERK OF COURT - UNIT COST</b>					
2101-10-0011-000-00000-50020	SALARIES AND WAGES	179,060.68	167,596.42	173,528.00	60,217.64	173,528.00
2101-10-0011-000-00000-50100	EMPLOYER FICA	10,421.82	9,828.96	10,759.00	3,562.09	10,759.00
2101-10-0011-000-00000-50110	EMPLOYER MEDICARE	2,437.37	2,298.68	2,516.00	833.10	2,516.00
2101-10-0011-000-00000-50120	EMPLOYER SC RETIREMENT	24,203.87	24,452.29	27,000.00	9,369.87	27,000.00
2101-10-0011-000-00000-50140	EMPLOYER GROUP INSURANCE	35,176.41	0.00	30,000.00	0.00	30,000.00
2101-10-0011-000-00000-50150	EMPLOYER WORK COMP INS	491.97	2,006.68	2,500.00	0.00	2,500.00
2101-10-0011-000-00000-50160	EMPLOYER TORT LIAB INS	93.00	73.00	100.00	413.00	100.00
<b>Subtotal Fund : 2101</b>	<b>Subgroup : None</b>	<b>251,885.12</b>	<b>206,256.03</b>	<b>246,403.00</b>	<b>74,395.70</b>	<b>246,403.00</b>
<b>Fund : [2110]</b>	<b>14TH CIRCUIT PUBLIC DEFENDER</b>					
2110-10-0011-000-00000-50020	SALARIES AND WAGES	1,663,380.85	1,618,839.56	1,782,305.00	1,225,976.57	2,171,769.98
2110-10-0011-000-00000-50100	EMPLOYER FICA	99,399.93	97,075.78	110,739.00	73,063.18	168,000.00
2110-10-0011-000-00000-50110	EMPLOYER MEDICARE	23,246.74	22,703.20	25,899.00	17,087.38	32,000.00
2110-10-0011-000-00000-50120	EMPLOYER SC RETIREMENT	220,685.33	230,361.85	286,355.00	189,835.29	330,000.00
2110-10-0011-000-00000-50140	EMPLOYER GROUP INSURANCE	186,562.65	308,222.26	300,000.00	0.00	400,000.00
2110-10-0011-000-00000-50150	EMPLOYER WORK COMP INS	5,440.89	19,127.77	20,000.00	0.00	40,000.00
2110-10-0011-000-00000-50160	EMPLOYER TORT LIAB INS	1,267.68	954.32	1,500.00	1,447.00	3,000.00
<b>Subtotal Fund : 2110</b>	<b>Subgroup : None</b>	<b>2,199,984.07</b>	<b>2,297,284.74</b>	<b>2,526,798.00</b>	<b>1,507,409.42</b>	<b>3,144,769.98</b>
<b>Fund : [2201]</b>	<b>BCSO E-911</b>					
2201-20-0011-000-00000-50020	SALARIES AND WAGES	294,517.36	247,091.55	322,407.00	187,042.44	322,407.00

**Expenditures (detail) subtotaled by category**

Account	Description	3rd PP-ACTUAL 6/30/2018	2nd PP-ACTUAL 6/30/2019	1st PP-FBUDGET 6/30/2020	1st PP-YTD ACTUAL 6/30/2020	REQUESTED BUDGET 6/30/2021
2201-20-0011-000-00000-50060	OVERTIME	14,534.29	12,741.18	20,000.00	13,188.29	20,000.00
2201-20-0011-000-00000-50100	EMPLOYER FICA	18,534.36	15,471.59	21,229.00	11,930.54	21,229.00
2201-20-0011-000-00000-50110	EMPLOYER MEDICARE	4,334.64	3,618.35	4,965.00	2,790.21	4,965.00
2201-20-0011-000-00000-50120	EMPLOYER SC RETIREMENT	41,557.95	37,908.21	53,279.00	31,155.89	53,279.00
2201-20-0011-000-00000-50140	EMPLOYER GROUP INSURANCE	34,460.63	43,243.61	45,000.00	0.00	45,000.00
2201-20-0011-000-00000-50150	EMPLOYER WORK COMP INS	753.22	3,067.24	3,000.00	0.00	3,000.00
2201-20-0011-000-00000-50160	EMPLOYER TORT LIAB INS	180.43	85.57	100.00	78.00	100.00
<b>Subtotal Fund : 2201</b>	<b>Subgroup : None</b>	<b>408,872.88</b>	<b>363,227.30</b>	<b>469,980.00</b>	<b>246,185.37</b>	<b>469,980.00</b>
<b>Fund : [2251]</b>	<b>VICTIMS ASSISTANCE PROGRAM</b>					
2251-20-0011-000-00000-50020	SALARIES AND WAGES	61,495.36	58,255.33	65,233.00	54,983.54	65,233.00
2251-20-0011-000-00000-50060	OVERTIME	2,177.04	485.45	1,000.00	601.41	1,000.00
2251-20-0011-000-00000-50080	OVERTIME/TRAINING SCHOOL	67.33	92.47	0.00	110.22	0.00
2251-20-0011-000-00000-50100	EMPLOYER FICA	3,828.62	3,540.90	4,106.00	3,431.13	4,106.00
2251-20-0011-000-00000-50110	EMPLOYER MEDICARE	895.40	828.12	960.00	802.44	960.00
2251-20-0011-000-00000-50130	EMPLOYER PO RETIREMENT	10,375.22	10,167.46	12,081.00	10,158.82	12,081.00
2251-20-0011-000-00000-50140	EMPLOYER GROUP INSURANCE	7,051.61	5,364.07	6,000.00	0.00	6,000.00
2251-20-0011-000-00000-50150	EMPLOYER WORK COMP INS	1,888.24	694.96	1,000.00	0.00	1,000.00
2251-20-0011-000-00000-50160	EMPLOYER TORT LIAB INS	2,400.86	485.14	500.00	97.00	500.00
2251-20-0012-000-00000-50020	SALARIES AND WAGES	80,457.50	82,516.52	86,642.00	50,870.01	86,642.00
2251-20-0012-000-00000-50060	OVERTIME	4,603.65	1,771.26	2,500.00	5,283.81	2,500.00
2251-20-0012-000-00000-50100	EMPLOYER FICA	5,133.95	5,090.57	5,527.00	3,403.19	5,527.00
2251-20-0012-000-00000-50110	EMPLOYER MEDICARE	1,200.68	1,190.54	1,293.00	795.90	1,293.00
2251-20-0012-000-00000-50120	EMPLOYER SC RETIREMENT	11,390.33	12,112.13	13,871.00	8,737.53	13,871.00
2251-20-0012-000-00000-50140	EMPLOYER GROUP INSURANCE	13,956.43	0.00	12,000.00	0.00	12,000.00
2251-20-0012-000-00000-50150	EMPLOYER WORK COMP INS	2,389.03	994.18	2,000.00	0.00	2,000.00
2251-20-0012-000-00000-50160	EMPLOYER TORT LIAB INS	432.00	34.00	200.00	195.00	200.00
<b>Subtotal Fund : 2251</b>	<b>Subgroup : None</b>	<b>209,743.25</b>	<b>183,623.10</b>	<b>214,913.00</b>	<b>139,470.00</b>	<b>214,913.00</b>
<b>Fund : [2252]</b>	<b>BCSO SPECIAL SERVICES</b>					
2252-20-0011-000-00000-50060	OVERTIME	134,588.65	130,361.67	0.00	95,756.51	0.00
2252-20-0011-000-00000-50100	EMPLOYER FICA	8,344.52	8,082.23	0.00	5,936.72	0.00
2252-20-0011-000-00000-50110	EMPLOYER MEDICARE	1,951.45	1,889.93	0.00	1,388.40	0.00
2252-20-0011-000-00000-50130	EMPLOYER PO RETIREMENT	21,856.68	22,456.47	0.00	17,466.11	0.00
<b>Subtotal Fund : 2252</b>	<b>Subgroup : None</b>	<b>166,741.30</b>	<b>162,790.30</b>	<b>0.00</b>	<b>120,547.74</b>	<b>0.00</b>
<b>Fund : [2253]</b>	<b>BCSO SCHOOL RESOURCE</b>					
2253-20-0011-000-00000-50020	SALARIES AND WAGES	337,125.98	346,805.79	383,996.00	286,194.42	383,996.00
2253-20-0011-000-00000-50060	OVERTIME	15,485.22	6,111.93	10,000.00	8,446.21	10,000.00
2253-20-0011-000-00000-50080	OVERTIME/TRAINING SCHOOL	484.25	287.59	0.00	271.67	0.00
2253-20-0011-000-00000-50100	EMPLOYER FICA	21,024.83	21,280.17	24,428.00	17,637.18	24,428.00
2253-20-0011-000-00000-50110	EMPLOYER MEDICARE	4,917.14	4,976.88	5,713.00	4,124.81	5,713.00
2253-20-0011-000-00000-50130	EMPLOYER PO RETIREMENT	57,017.65	60,700.16	71,865.00	53,792.00	71,865.00
2253-20-0011-000-00000-50140	EMPLOYER GROUP INSURANCE	50,205.28	76,455.01	80,000.00	0.00	80,000.00
2253-20-0011-000-00000-50150	EMPLOYER WORK COMP	10,743.68	4,458.22	5,000.00	0.00	5,000.00
2253-20-0011-000-00000-50160	EMPLOYER TORT LIABILITY	1,894.00	4,727.00	5,000.00	4,367.00	5,000.00
<b>Subtotal Fund : 2253</b>	<b>Subgroup : None</b>	<b>498,898.03</b>	<b>525,802.75</b>	<b>586,002.00</b>	<b>374,833.29</b>	<b>586,002.00</b>
<b>Fund : [2342]</b>	<b>COUNTYWIDE MOTOR VEHICLE FEES</b>					
2342-30-0011-000-00000-50020	SALARIES AND WAGES	13,081.18	59,040.51	96,556.00	58,649.44	96,556.00



**Expenditures (detail) subtotaled by category**

Account	Description	3rd PP-ACTUAL 6/30/2018	2nd PP-ACTUAL 6/30/2019	1st PP-FBUDGET 6/30/2020	1st PP-YTD ACTUAL 6/30/2020	REQUESTED BUDGET 6/30/2021
2342-30-0011-000-00000-50100	EMPLOYER FICA	794.14	3,587.66	5,905.00	3,586.75	5,905.00
2342-30-0011-000-00000-50110	EMPLOYER MEDICARE	185.74	839.13	1,381.00	838.73	1,381.00
2342-30-0011-000-00000-50120	EMPLOYER SC RETIREMENT	1,743.58	8,633.78	15,024.00	9,125.88	15,024.00
2342-30-0011-000-00000-50140	EMPLOYER GROUP INSURANCE	4,840.10	0.00	10,000.00	0.00	10,000.00
2342-30-0011-000-00000-50150	EMPLOYER WORK COMP INS	329.91	658.83	1,000.00	0.00	1,000.00
2342-30-0011-000-00000-50160	EMPLOYER TORT LIAB INS	39.00	29.00	100.00	165.00	100.00
<b>Subtotal Fund : 2342</b>	<b>Subgroup : None</b>	<b>21,013.65</b>	<b>72,788.91</b>	<b>129,966.00</b>	<b>72,365.80</b>	<b>129,966.00</b>
<b>Fund : [2401]</b>	<b>ALCOHOL &amp; DRUG ABUSE - ADMIN</b>					
2401-40-0011-000-00000-50020	SALARIES AND WAGES	67,122.16	130,504.61	148,621.00	103,531.99	148,621.00
2401-40-0011-000-00000-50100	EMPLOYER FICA	3,981.94	7,836.22	9,215.00	6,213.89	9,215.00
2401-40-0011-000-00000-50110	EMPLOYER MEDICARE	931.27	1,832.65	2,155.00	1,453.25	2,155.00
2401-40-0011-000-00000-50120	EMPLOYER SC RETIREMENT	9,065.50	19,046.20	23,126.00	15,953.87	23,126.00
2401-40-0011-000-00000-50140	EMPLOYER GROUP INSURANCE	21,154.82	36,387.79	36,400.00	0.00	36,400.00
2401-40-0011-000-00000-50150	EMPLOYER WORK COMP INS	2,103.47	1,517.30	1,520.00	0.00	1,520.00
2401-40-0011-000-00000-50160	EMPLOYER TORT LIAB INS	415.22	188.79	190.00	480.00	190.00
<b>Subtotal Fund : 2401</b>	<b>Subgroup : None</b>	<b>104,774.38</b>	<b>197,313.56</b>	<b>221,227.00</b>	<b>127,633.00</b>	<b>221,227.00</b>
<b>Fund : [2402]</b>	<b>ALCOHOL &amp; DRUG ABUSE - SAFETY ACTION</b>					
2402-40-0011-000-00000-50020	SALARIES AND WAGES	123,389.00	57,333.40	102,000.00	71,339.43	102,000.00
2402-40-0011-000-00000-50100	EMPLOYER FICA	7,493.68	3,405.86	6,321.00	4,566.74	6,321.00
2402-40-0011-000-00000-50110	EMPLOYER MEDICARE	1,752.56	796.53	1,478.00	1,068.02	1,478.00
2402-40-0011-000-00000-50120	EMPLOYER SC RETIREMENT	16,686.04	8,384.85	15,865.00	11,956.21	15,865.00
2402-40-0011-000-00000-50140	EMPLOYER GROUP INSURANCE	18,219.14	7,289.37	7,300.00	0.00	7,300.00
2402-40-0011-000-00000-50150	EMPLOYER WORK COMP INS	1,366.58	672.61	680.00	0.00	680.00
2402-40-0011-000-00000-50160	EMPLOYER TORT LIAB INS	293.98	133.02	135.00	65.00	135.00
<b>Subtotal Fund : 2402</b>	<b>Subgroup : None</b>	<b>169,200.98</b>	<b>78,015.64</b>	<b>133,779.00</b>	<b>88,995.40</b>	<b>133,779.00</b>
<b>Fund : [2403]</b>	<b>ALCOHOL &amp; DRUG ABUSE - SCHOOL INTERVENTION</b>					
2403-40-0011-000-00000-50020	SALARIES AND WAGES	50,117.60	47,272.15	56,410.00	41,265.12	56,410.00
2403-40-0011-000-00000-50100	EMPLOYER FICA	3,066.99	2,892.34	3,500.00	2,568.12	3,500.00
2403-40-0011-000-00000-50110	EMPLOYER MEDICARE	717.28	676.44	820.00	600.61	820.00
2403-40-0011-000-00000-50120	EMPLOYER SC RETIREMENT	6,815.45	6,903.36	8,800.00	6,520.46	8,800.00
2403-40-0011-000-00000-50140	EMPLOYER GROUP INSURANCE	7,051.61	6,074.48	6,100.00	0.00	6,100.00
2403-40-0011-000-00000-50150	EMPLOYER WORK COMP INS	332.51	557.72	560.00	0.00	560.00
2403-40-0011-000-00000-50160	EMPLOYER TORT LIAB INS	90.44	69.56	70.00	65.00	70.00
<b>Subtotal Fund : 2403</b>	<b>Subgroup : None</b>	<b>68,191.88</b>	<b>64,446.05</b>	<b>76,260.00</b>	<b>51,019.31</b>	<b>76,260.00</b>
<b>Fund : [2404]</b>	<b>ALCOHOL &amp; DRUG ABUSE - COMMUNITY BASED TREATMENT</b>					
2404-40-0011-000-00000-50020	SALARIES AND WAGES	446,180.04	413,213.03	416,700.00	286,101.60	416,700.00
2404-40-0011-000-00000-50100	EMPLOYER FICA	26,887.53	24,712.47	25,835.00	16,986.67	25,835.00
2404-40-0011-000-00000-50110	EMPLOYER MEDICARE	6,288.21	5,779.52	6,042.00	3,972.70	6,042.00
2404-40-0011-000-00000-50120	EMPLOYER SC RETIREMENT	60,237.49	59,712.01	64,838.00	44,361.73	64,838.00
2404-40-0011-000-00000-50140	EMPLOYER GROUP INSURANCE	46,867.18	77,122.30	77,125.00	0.00	77,125.00
2404-40-0011-000-00000-50150	EMPLOYER WORK COMP INS	5,968.48	4,914.53	5,000.00	0.00	5,000.00
2404-40-0011-000-00000-50160	EMPLOYER TORT LIAB INS	1,324.50	538.50	540.00	452.00	540.00
<b>Subtotal Fund : 2404</b>	<b>Subgroup : None</b>	<b>593,753.43</b>	<b>585,992.36</b>	<b>596,080.00</b>	<b>351,874.70</b>	<b>596,080.00</b>
<b>Fund : [2405]</b>	<b>ALCOHOL &amp; DRUG ABUSE - PREVENTIVE EDUCATION</b>					
2405-40-0011-000-00000-50020	SALARIES AND WAGES	178,041.19	132,059.21	185,088.00	136,037.65	185,088.00

**Expenditures (detail) subtotaled by category**

Account	Description	3rd PP-ACTUAL 6/30/2018	2nd PP-ACTUAL 6/30/2019	1st PP-FBUDGET 6/30/2020	1st PP-YTD ACTUAL 6/30/2020	REQUESTED BUDGET 6/30/2021
2405-40-0011-000-00000-50100	EMPLOYER FICA	10,804.65	8,036.66	11,475.00	8,271.50	11,475.00
2405-40-0011-000-00000-50110	EMPLOYER MEDICARE	2,526.91	1,879.54	2,684.00	1,934.46	2,684.00
2405-40-0011-000-00000-50120	EMPLOYER SC RETIREMENT	24,056.54	19,278.57	28,800.00	20,856.18	28,800.00
2405-40-0011-000-00000-50140	EMPLOYER GROUP INSURANCE	21,154.82	6,317.45	6,400.00	0.00	6,400.00
2405-40-0011-000-00000-50150	EMPLOYER WORK COMP INS	2,947.61	1,563.39	1,570.00	0.00	1,570.00
2405-40-0011-000-00000-50160	EMPLOYER TORT LIAB INS	666.31	188.69	190.00	129.00	190.00
<b>Subtotal Fund : 2405</b>	<b>Subgroup : None</b>	<b>240,198.03</b>	<b>169,323.51</b>	<b>236,207.00</b>	<b>167,228.79</b>	<b>236,207.00</b>
<b>Fund : [2406]</b>	<b>ALCOHOL &amp; DRUG ABUSE - SBIRT</b>					
2406-40-0011-000-00000-50020	SALARIES AND WAGES	0.00	0.00	134,000.00	11,708.93	0.00
2406-40-0011-000-00000-50100	EMPLOYER FICA	0.00	0.00	8,308.00	700.63	0.00
2406-40-0011-000-00000-50110	EMPLOYER MEDICARE	0.00	0.00	1,943.00	163.85	0.00
2406-40-0011-000-00000-50120	EMPLOYER SC RETIREMENT	0.00	0.00	20,850.00	1,821.93	0.00
<b>Subtotal Fund : 2406</b>	<b>Subgroup : None</b>	<b>0.00</b>	<b>0.00</b>	<b>165,101.00</b>	<b>14,395.34</b>	<b>0.00</b>
<b>Fund : [2407]</b>	<b>ALCOHOL &amp; DRUG ABUSE - INTENSIVE OUTPATIENT</b>					
2407-40-0011-000-00000-50020	SALARIES AND WAGES	142,883.38	151,009.87	159,137.00	117,292.91	159,137.00
2407-40-0011-000-00000-50100	EMPLOYER FICA	8,420.03	8,852.54	9,867.00	6,912.25	9,867.00
2407-40-0011-000-00000-50110	EMPLOYER MEDICARE	1,969.19	2,070.35	2,308.00	1,616.57	2,308.00
2407-40-0011-000-00000-50120	EMPLOYER SC RETIREMENT	19,396.56	21,946.60	24,762.00	18,095.12	24,762.00
2407-40-0011-000-00000-50140	EMPLOYER GROUP INSURANCE	21,154.82	33,962.76	34,000.00	0.00	34,000.00
2407-40-0011-000-00000-50150	EMPLOYER WORK COMP INS	2,401.64	1,782.90	1,800.00	0.00	1,800.00
2407-40-0011-000-00000-50160	EMPLOYER TORT LIAB INS	527.98	176.02	180.00	194.00	180.00
<b>Subtotal Fund : 2407</b>	<b>Subgroup : None</b>	<b>196,753.60</b>	<b>219,801.04</b>	<b>232,054.00</b>	<b>144,110.85</b>	<b>232,054.00</b>
<b>Fund : [2441]</b>	<b>DSN - ADMIN</b>					
2441-40-0011-000-00000-50020	SALARIES AND WAGES	327,787.67	281,295.95	277,462.00	238,179.34	277,464.00
2441-40-0011-000-00000-50060	OVERTIME	4,251.28	1,345.16	2,000.00	7,080.69	5,000.00
2441-40-0011-000-00000-50100	EMPLOYER FICA	20,117.26	17,237.56	17,203.00	14,962.37	17,203.00
2441-40-0011-000-00000-50110	EMPLOYER MEDICARE	4,704.87	4,031.51	4,024.00	3,499.29	4,024.00
2441-40-0011-000-00000-50120	EMPLOYER SC RETIREMENT	43,842.53	40,873.87	40,399.00	37,539.50	40,399.00
2441-40-0011-000-00000-50140	EMPLOYER GROUP INSURANCE	29,972.25	59,598.78	63,868.00	0.00	63,868.00
2441-40-0011-000-00000-50150	EMPLOYER WORK COMP INS	1,337.58	22,296.54	5,000.00	0.00	5,000.00
2441-40-0011-000-00000-50160	EMPLOYER TORT LIAB INS	667.06	1,062.94	1,400.00	1,595.00	1,600.00
2441-40-0011-000-00000-50170	EMPLOYER UNEMPLOYMENT INS	0.00	0.00	500.00	0.00	500.00
<b>Subtotal Fund : 2441</b>	<b>Subgroup : None</b>	<b>432,680.50</b>	<b>427,742.31</b>	<b>411,856.00</b>	<b>302,856.19</b>	<b>415,058.00</b>
<b>Fund : [2442]</b>	<b>DSN - ADULT EMPLOYMENT SVCS</b>					
2442-40-0011-000-00000-50020	SALARIES AND WAGES	1,094,901.99	1,122,614.32	1,334,682.00	773,596.27	1,219,157.00
2442-40-0011-000-00000-50060	OVERTIME	29,299.24	28,685.45	30,000.00	29,050.52	51,200.00
2442-40-0011-000-00000-50100	EMPLOYER FICA	67,274.34	68,713.01	82,751.00	48,036.76	75,588.00
2442-40-0011-000-00000-50110	EMPLOYER MEDICARE	15,733.51	16,069.95	19,353.00	11,234.18	17,678.00
2442-40-0011-000-00000-50120	EMPLOYER SC RETIREMENT	150,378.61	166,833.01	207,677.00	123,172.40	189,701.00
2442-40-0011-000-00000-50140	EMPLOYER GROUP INSURANCE	228,741.60	278,578.80	403,977.00	0.00	363,995.00
2442-40-0011-000-00000-50150	EMPLOYER WORK COMP INS	22,072.97	29,603.25	20,000.00	0.00	20,000.00
2442-40-0011-000-00000-50160	EMPLOYER TORT LIAB INS	5,093.55	3,009.02	6,000.00	5,647.00	6,000.00
2442-40-0011-000-00000-50170	EMPLOYER UNEMPLOYMENT INS	0.00	0.00	300.00	0.00	300.00
2442-40-0013-000-00000-50020	SALARIES AND WAGES	0.00	0.00	0.00	44,040.63	194,100.00
2442-40-0013-000-00000-50100	EMPLOYER FICA	0.00	0.00	0.00	2,730.51	12,035.00
2442-40-0013-000-00000-50110	EMPLOYER MEDICARE	0.00	0.00	0.00	638.59	2,815.00

**Expenditures (detail) subtotaled by category**

Account	Description	3rd PP-ACTUAL 6/30/2018	2nd PP-ACTUAL 6/30/2019	1st PP-FBUDGET 6/30/2020	1st PP-YTD ACTUAL 6/30/2020	REQUESTED BUDGET 6/30/2021
<b>Subtotal Fund : 2442</b>	<b>Subgroup : None</b>	<b>1,613,495.81</b>	<b>1,714,106.81</b>	<b>2,104,740.00</b>	<b>1,038,146.86</b>	<b>2,152,569.00</b>
<b>Fund : [2443]</b>	<b>DSN - SUPERVISED LIVING</b>					
2443-40-0011-000-00000-50020	SALARIES AND WAGES	39,637.23	34,585.78	41,620.00	35,639.20	43,998.00
2443-40-0011-000-00000-50060	OVERTIME	883.17	681.12	1,000.00	1,309.11	1,000.00
2443-40-0011-000-00000-50100	EMPLOYER FICA	2,398.54	2,088.18	2,581.00	2,220.13	2,728.00
2443-40-0011-000-00000-50110	EMPLOYER MEDICARE	560.91	488.45	604.00	519.23	638.00
2443-40-0011-000-00000-50120	EMPLOYER SC RETIREMENT	5,509.66	5,142.54	6,476.00	5,749.27	6,846.00
2443-40-0011-000-00000-50140	EMPLOYER GROUP INSURANCE	6,723.99	15,862.74	12,670.00	0.00	12,670.00
2443-40-0011-000-00000-50150	EMPLOYER WORK COMP INS	653.05	972.54	800.00	0.00	800.00
2443-40-0011-000-00000-50160	EMPLOYER TORT LIAB INS	144.88	144.13	250.00	154.00	250.00
2443-40-0011-000-00000-50170	EMPLOYER UNEMPLOYMENT INS	0.00	0.00	20.00	0.00	20.00
<b>Subtotal Fund : 2443</b>	<b>Subgroup : None</b>	<b>56,511.43</b>	<b>59,965.48</b>	<b>66,021.00</b>	<b>45,590.94</b>	<b>68,950.00</b>
<b>Fund : [2444]</b>	<b>DSN - CASE MANAGEMENT</b>					
2444-40-0011-000-00000-50020	SALARIES AND WAGES	389,532.15	391,416.54	334,599.00	252,920.68	348,933.00
2444-40-0011-000-00000-50060	OVERTIME	790.83	2,333.78	2,500.00	3,068.08	2,500.00
2444-40-0011-000-00000-50100	EMPLOYER FICA	23,294.02	23,448.44	20,746.00	15,334.06	21,634.00
2444-40-0011-000-00000-50110	EMPLOYER MEDICARE	5,447.80	5,483.95	4,852.00	3,586.17	5,060.00
2444-40-0011-000-00000-50120	EMPLOYER SC RETIREMENT	51,780.64	56,656.47	52,064.00	39,053.83	54,294.00
2444-40-0011-000-00000-50140	EMPLOYER GROUP INSURANCE	49,282.58	85,480.70	56,079.00	0.00	60,130.00
2444-40-0011-000-00000-50150	EMPLOYER WORK COMP INS	5,881.92	4,790.57	6,000.00	0.00	6,000.00
2444-40-0011-000-00000-50160	EMPLOYER TORT LIAB INS	1,349.63	853.76	1,500.00	1,133.00	1,500.00
2444-40-0011-000-00000-50170	EMPLOYER UNEMPLOYMENT INS	0.00	0.00	100.00	0.00	100.00
<b>Subtotal Fund : 2444</b>	<b>Subgroup : None</b>	<b>527,359.57</b>	<b>570,464.21</b>	<b>478,440.00</b>	<b>315,095.82</b>	<b>500,151.00</b>
<b>Fund : [2445]</b>	<b>DSN - FAMILY SUPPORT PROJECT</b>					
2445-40-0011-000-00000-50020	SALARIES AND WAGES	0.00	257.86	0.00	0.00	0.00
2445-40-0011-000-00000-50100	EMPLOYER FICA	0.00	15.49	0.00	0.00	0.00
2445-40-0011-000-00000-50110	EMPLOYER MEDICARE	0.00	3.63	0.00	0.00	0.00
2445-40-0011-000-00000-50120	EMPLOYER SC RETIREMENT	0.00	34.29	0.00	0.00	0.00
<b>Subtotal Fund : 2445</b>	<b>Subgroup : None</b>	<b>0.00</b>	<b>311.27</b>	<b>0.00</b>	<b>0.00</b>	<b>0.00</b>
<b>Fund : [2447]</b>	<b>DSN - PORT ROYAL RESIDENCE</b>					
2447-40-0011-000-00000-50020	SALARIES AND WAGES	836,914.89	783,172.00	17,879.00	18,877.82	0.00
2447-40-0011-000-00000-50060	OVERTIME	198,988.36	231,657.60	5,252.00	5,251.17	0.00
2447-40-0011-000-00000-50100	EMPLOYER FICA	62,407.56	61,083.57	1,396.00	1,457.07	0.00
2447-40-0011-000-00000-50110	EMPLOYER MEDICARE	14,595.29	14,285.71	327.00	340.78	0.00
2447-40-0011-000-00000-50120	EMPLOYER SC RETIREMENT	138,429.08	146,176.71	3,599.00	3,598.87	0.00
2447-40-0011-000-00000-50140	EMPLOYER GROUP INSURANCE	177,106.39	161,979.25	0.00	0.00	0.00
2447-40-0011-000-00000-50150	EMPLOYER WORK COMP INS	19,650.05	14,639.24	0.00	0.00	0.00
2447-40-0011-000-00000-50160	EMPLOYER TORT LIAB INS	4,321.50	2,144.50	2,947.00	4,058.00	0.00
<b>Subtotal Fund : 2447</b>	<b>Subgroup : None</b>	<b>1,452,413.12</b>	<b>1,415,138.58</b>	<b>31,400.00</b>	<b>33,583.71</b>	<b>0.00</b>
<b>Fund : [2448]</b>	<b>DSN - EARLY INTERVENTION</b>					
2448-40-0011-000-00000-50020	SALARIES AND WAGES	310,758.17	345,807.16	458,478.00	344,949.44	506,811.00
2448-40-0011-000-00000-50060	OVERTIME	2,231.26	7,284.47	5,000.00	5,023.96	5,000.00
2448-40-0011-000-00000-50100	EMPLOYER FICA	18,838.39	21,298.64	28,426.00	20,960.42	31,423.00
2448-40-0011-000-00000-50110	EMPLOYER MEDICARE	4,405.77	4,981.15	6,648.00	4,902.01	7,349.00
2448-40-0011-000-00000-50120	EMPLOYER SC RETIREMENT	42,198.88	51,415.49	71,340.00	54,144.66	78,860.00

**Expenditures (detail) subtotaled by category**

Account	Description	3rd PP-ACTUAL 6/30/2018	2nd PP-ACTUAL 6/30/2019	1st PP-FBUDGET 6/30/2020	1st PP-YTD ACTUAL 6/30/2020	REQUESTED BUDGET 6/30/2021
2448-40-0011-000-00000-50140	EMPLOYER GROUP INSURANCE	41,690.71	71,182.81	83,080.00	0.00	99,073.00
2448-40-0011-000-00000-50150	EMPLOYER WORK COMP INS	5,335.65	4,135.44	6,000.00	0.00	6,000.00
2448-40-0011-000-00000-50160	EMPLOYER TORT LIAB INS	1,176.63	2,417.38	6,401.00	(799.00)	6,401.00
2448-40-0011-000-00000-50170	EMPLOYER UNEMPLOYMENT INS	0.00	0.00	70.00	0.00	70.00
<b>Subtotal Fund : 2448</b>	<b>Subgroup : None</b>	<b>426,635.46</b>	<b>508,522.54</b>	<b>665,443.00</b>	<b>429,181.49</b>	<b>740,987.00</b>
<b>Fund : [2449]</b>	<b>DSN - SUMMER SERVICES</b>					
2449-40-0011-000-00000-50020	SALARIES AND WAGES	8,075.90	9,018.28	10,151.00	6,197.10	10,151.00
2449-40-0011-000-00000-50060	OVERTIME	0.00	201.75	1,000.00	746.48	1,000.00
2449-40-0011-000-00000-50100	EMPLOYER FICA	500.69	571.65	630.00	430.50	630.00
2449-40-0011-000-00000-50110	EMPLOYER MEDICARE	117.10	133.70	148.00	100.68	148.00
2449-40-0011-000-00000-50120	EMPLOYER SC RETIREMENT	1,129.58	1,369.14	1,580.00	1,080.42	1,580.00
2449-40-0011-000-00000-50150	EMPLOYER WORK COMP INS	684.84	118.24	0.00	0.00	0.00
2449-40-0011-000-00000-50160	EMPLOYER TORT LIAB INS	26.44	48.56	0.00	0.00	0.00
<b>Subtotal Fund : 2449</b>	<b>Subgroup : None</b>	<b>10,534.55</b>	<b>11,461.32</b>	<b>13,509.00</b>	<b>8,555.18</b>	<b>13,509.00</b>
<b>Fund : [2450]</b>	<b>DSN - COMMUNITY TRAINING</b>					
2450-40-0011-000-00000-50020	SALARIES AND WAGES	158,922.13	177,096.27	181,496.00	113,822.59	207,933.00
2450-40-0011-000-00000-50060	OVERTIME	6,818.82	7,756.96	30,000.00	32,792.01	30,000.00
2450-40-0011-000-00000-50100	EMPLOYER FICA	9,693.19	10,851.34	11,253.00	8,820.52	12,892.00
2450-40-0011-000-00000-50110	EMPLOYER MEDICARE	2,266.91	2,537.71	2,632.00	2,062.94	3,016.00
2450-40-0011-000-00000-50120	EMPLOYER SC RETIREMENT	22,100.26	26,692.97	28,241.00	22,489.60	32,355.00
2450-40-0011-000-00000-50140	EMPLOYER GROUP INSURANCE	31,765.70	68,570.39	52,756.00	0.00	63,141.00
2450-40-0011-000-00000-50150	EMPLOYER WORK COMP INS	3,648.92	2,272.01	5,000.00	0.00	5,000.00
2450-40-0011-000-00000-50160	EMPLOYER TORT LIAB INS	726.75	384.25	1,000.00	848.00	1,000.00
2450-40-0011-000-00000-50170	EMPLOYER UNEMPLOYMENT INS	0.00	0.00	75.00	0.00	75.00
2450-40-0012-000-00000-50020	SALARIES AND WAGES	171,912.86	189,726.91	255,237.00	126,398.67	245,197.00
2450-40-0012-000-00000-50060	OVERTIME	14,741.54	18,996.82	30,000.00	18,109.40	30,000.00
2450-40-0012-000-00000-50100	EMPLOYER FICA	11,061.56	12,339.99	15,825.00	8,640.80	15,203.00
2450-40-0012-000-00000-50110	EMPLOYER MEDICARE	2,587.00	2,885.98	3,701.00	2,020.70	3,556.00
2450-40-0012-000-00000-50120	EMPLOYER SC RETIREMENT	24,919.19	30,036.55	39,715.00	22,018.71	38,153.00
2450-40-0012-000-00000-50140	EMPLOYER GROUP INSURANCE	36,741.41	59,348.36	73,526.00	0.00	73,526.00
2450-40-0012-000-00000-50150	EMPLOYER WORK COMP INS	4,365.79	2,458.93	5,000.00	0.00	5,000.00
2450-40-0012-000-00000-50160	EMPLOYER TORT LIAB INS	911.19	435.81	1,000.00	805.00	1,000.00
2450-40-0012-000-00000-50170	EMPLOYER UNEMPLOYMENT INS	0.00	0.00	75.00	0.00	75.00
2450-40-0013-000-00000-50020	SALARIES AND WAGES	175,643.90	187,362.59	303,088.00	157,460.60	237,774.00
2450-40-0013-000-00000-50060	OVERTIME	12,627.20	22,392.64	30,000.00	22,373.02	30,000.00
2450-40-0013-000-00000-50100	EMPLOYER FICA	11,174.84	12,442.55	18,792.00	10,612.05	14,742.00
2450-40-0013-000-00000-50110	EMPLOYER MEDICARE	2,613.46	2,909.89	4,395.00	2,481.90	3,448.00
2450-40-0013-000-00000-50120	EMPLOYER SC RETIREMENT	25,417.53	30,306.08	47,161.00	27,982.19	36,998.00
2450-40-0013-000-00000-50140	EMPLOYER GROUP INSURANCE	38,263.52	67,529.74	94,296.00	0.00	73,526.00
2450-40-0013-000-00000-50150	EMPLOYER WORK COMP INS	4,310.47	2,482.78	5,000.00	0.00	5,000.00
2450-40-0013-000-00000-50160	EMPLOYER TORT LIAB INS	1,007.63	501.38	1,000.00	902.00	1,000.00
2450-40-0013-000-00000-50170	EMPLOYER UNEMPLOYMENT INS	0.00	0.00	75.00	0.00	75.00
2450-40-0014-000-00000-50020	SALARIES AND WAGES	192,773.99	224,278.64	271,031.00	174,899.52	254,811.00
2450-40-0014-000-00000-50060	OVERTIME	19,536.81	24,943.02	30,000.00	39,360.04	30,000.00
2450-40-0014-000-00000-50100	EMPLOYER FICA	12,747.84	15,066.29	16,804.00	12,997.75	15,799.00
2450-40-0014-000-00000-50110	EMPLOYER MEDICARE	2,981.30	3,523.68	3,930.00	3,039.82	3,695.00
2450-40-0014-000-00000-50120	EMPLOYER SC RETIREMENT	28,844.59	36,162.40	42,173.00	32,716.37	39,649.00
2450-40-0014-000-00000-50140	EMPLOYER GROUP INSURANCE	43,030.29	34,308.73	74,564.00	0.00	74,565.00

**Expenditures (detail) subtotaled by category**

Account	Description	3rd PP-ACTUAL 6/30/2018	2nd PP-ACTUAL 6/30/2019	1st PP-FBUDGET 6/30/2020	1st PP-YTD ACTUAL 6/30/2020	REQUESTED BUDGET 6/30/2021
2450-40-0014-000-00000-50150	EMPLOYER WORK COMP INS	4,682.28	2,921.38	5,000.00	0.00	5,000.00
2450-40-0014-000-00000-50160	EMPLOYER TORT LIAB INS	970.63	539.38	1,000.00	1,063.00	1,000.00
2450-40-0014-000-00000-50170	EMPLOYER UNEMPLOYMENT INS	0.00	0.00	75.00	0.00	75.00
2450-40-0015-000-00000-50020	SALARIES AND WAGES	153,871.03	157,308.22	243,390.00	172,612.80	242,048.00
2450-40-0015-000-00000-50060	OVERTIME	20,729.18	19,637.25	30,000.00	29,965.35	30,000.00
2450-40-0015-000-00000-50100	EMPLOYER FICA	10,569.71	10,616.91	15,091.00	12,211.64	15,007.00
2450-40-0015-000-00000-50110	EMPLOYER MEDICARE	2,471.97	2,482.99	3,530.00	2,855.97	3,510.00
2450-40-0015-000-00000-50120	EMPLOYER SC RETIREMENT	23,450.58	25,612.28	37,872.00	31,521.17	37,663.00
2450-40-0015-000-00000-50140	EMPLOYER GROUP INSURANCE	38,707.22	28,966.84	73,526.00	0.00	73,526.00
2450-40-0015-000-00000-50150	EMPLOYER WORK COMP INS	4,183.87	2,084.65	5,000.00	0.00	5,000.00
2450-40-0015-000-00000-50160	EMPLOYER TORT LIAB INS	933.19	405.81	1,000.00	692.00	1,000.00
2450-40-0015-000-00000-50170	EMPLOYER UNEMPLOYMENT INS	0.00	0.00	75.00	0.00	75.00
2450-40-0016-000-00000-50020	SALARIES AND WAGES	169,361.02	142,933.42	207,847.00	93,500.63	199,150.00
2450-40-0016-000-00000-50060	OVERTIME	18,733.64	21,731.29	30,000.00	24,725.33	30,000.00
2450-40-0016-000-00000-50100	EMPLOYER FICA	11,329.60	9,930.90	12,887.00	7,071.76	12,348.00
2450-40-0016-000-00000-50110	EMPLOYER MEDICARE	2,649.63	2,322.44	3,014.00	1,653.87	2,888.00
2450-40-0016-000-00000-50120	EMPLOYER SC RETIREMENT	25,388.42	23,832.85	32,342.00	18,395.95	30,988.00
2450-40-0016-000-00000-50140	EMPLOYER GROUP INSURANCE	42,462.37	29,811.58	63,141.00	0.00	63,141.00
2450-40-0016-000-00000-50150	EMPLOYER WORK COMP INS	4,256.44	1,960.63	5,000.00	0.00	5,000.00
2450-40-0016-000-00000-50160	EMPLOYER TORT LIAB INS	1,012.19	417.81	1,000.00	707.00	1,000.00
2450-40-0016-000-00000-50170	EMPLOYER UNEMPLOYMENT INS	0.00	0.00	75.00	0.00	75.00
2450-40-0017-000-00000-50020	SALARIES AND WAGES	161,546.49	222,038.60	237,802.00	138,734.93	233,116.00
2450-40-0017-000-00000-50060	OVERTIME	28,735.81	23,600.89	30,000.00	23,559.15	30,000.00
2450-40-0017-000-00000-50100	EMPLOYER FICA	11,287.54	14,787.58	14,744.00	9,801.35	14,454.00
2450-40-0017-000-00000-50110	EMPLOYER MEDICARE	2,639.91	3,458.42	3,449.00	2,292.32	33,871.00
2450-40-0017-000-00000-50120	EMPLOYER SC RETIREMENT	25,857.99	35,616.67	37,003.00	25,252.94	36,273.00
2450-40-0017-000-00000-50140	EMPLOYER GROUP INSURANCE	29,574.12	47,338.00	74,564.00	0.00	74,565.00
2450-40-0017-000-00000-50150	EMPLOYER WORK COMP INS	3,332.98	2,916.06	5,000.00	0.00	5,000.00
2450-40-0017-000-00000-50160	EMPLOYER TORT LIAB INS	820.63	539.38	1,000.00	1,063.00	1,000.00
2450-40-0017-000-00000-50170	EMPLOYER UNEMPLOYMENT INS	0.00	0.00	75.00	0.00	75.00
2450-40-0018-000-00000-50020	SALARIES AND WAGES	0.00	0.00	260,090.00	173,153.53	256,641.00
2450-40-0018-000-00000-50060	OVERTIME	0.00	0.00	30,000.00	41,972.01	30,000.00
2450-40-0018-000-00000-50100	EMPLOYER FICA	0.00	0.00	16,126.00	12,819.45	15,912.00
2450-40-0018-000-00000-50110	EMPLOYER MEDICARE	0.00	0.00	3,772.00	2,998.18	3,722.00
2450-40-0018-000-00000-50120	EMPLOYER SC RETIREMENT	0.00	0.00	40,470.00	33,162.33	39,934.00
2450-40-0018-000-00000-50140	EMPLOYER GROUP INSURANCE	0.00	0.00	73,526.00	0.00	73,526.00
2450-40-0018-000-00000-50150	EMPLOYER WORK COMP INS	0.00	0.00	5,000.00	0.00	5,000.00
2450-40-0018-000-00000-50160	EMPLOYER TORT LIAB INS	0.00	0.00	1,000.00	0.00	1,000.00
2450-40-0018-000-00000-50170	EMPLOYER UNEMPLOYMENT INS	0.00	0.00	75.00	0.00	75.00
2450-40-0019-000-00000-50020	SALARIES AND WAGES	0.00	0.00	209,706.00	164,767.99	208,733.00
2450-40-0019-000-00000-50060	OVERTIME	0.00	0.00	30,000.00	19,645.63	30,000.00
2450-40-0019-000-00000-50100	EMPLOYER FICA	0.00	0.00	13,002.00	11,119.64	12,942.00
2450-40-0019-000-00000-50110	EMPLOYER MEDICARE	0.00	0.00	3,041.00	2,600.62	3,023.00
2450-40-0019-000-00000-50120	EMPLOYER SC RETIREMENT	0.00	0.00	32,631.00	28,539.14	32,479.00
2450-40-0019-000-00000-50140	EMPLOYER GROUP INSURANCE	0.00	0.00	63,141.00	0.00	63,141.00
2450-40-0019-000-00000-50150	EMPLOYER WORK COMP INS	0.00	0.00	5,000.00	0.00	5,000.00
2450-40-0019-000-00000-50160	EMPLOYER TORT LIAB INS	0.00	0.00	1,000.00	0.00	1,000.00
2450-40-0019-000-00000-50170	EMPLOYER UNEMPLOYMENT INS	0.00	0.00	75.00	0.00	75.00
2450-40-0020-000-00000-50020	SALARIES AND WAGES	0.00	0.00	227,314.00	89,099.22	259,716.00
2450-40-0020-000-00000-50060	OVERTIME	0.00	0.00	30,000.00	25,427.89	30,000.00

**Expenditures (detail) subtotaled by category**

Account	Description	3rd PP-ACTUAL 6/30/2018	2nd PP-ACTUAL 6/30/2019	1st PP-FBUDGET 6/30/2020	1st PP-YTD ACTUAL 6/30/2020	REQUESTED BUDGET 6/30/2021
2450-40-0020-000-00000-50100	EMPLOYER FICA	0.00	0.00	14,094.00	6,928.47	16,086.00
2450-40-0020-000-00000-50110	EMPLOYER MEDICARE	0.00	0.00	3,297.00	1,620.42	3,762.00
2450-40-0020-000-00000-50120	EMPLOYER SC RETIREMENT	0.00	0.00	35,371.00	17,820.50	40,370.00
2450-40-0020-000-00000-50140	EMPLOYER GROUP INSURANCE	0.00	0.00	73,526.00	0.00	83,911.00
2450-40-0020-000-00000-50150	EMPLOYER WORK COMP INS	0.00	0.00	5,000.00	0.00	5,000.00
2450-40-0020-000-00000-50160	EMPLOYER TORT LIAB INS	0.00	0.00	1,000.00	0.00	1,000.00
2450-40-0020-000-00000-50170	EMPLOYER UNEMPLOYMENT INS	0.00	0.00	75.00	0.00	75.00
<b>Subtotal Fund : 2450</b>	<b>Subgroup : None</b>	<b>1,873,715.03</b>	<b>2,110,413.89</b>	<b>4,030,675.00</b>	<b>2,073,009.38</b>	<b>3,997,175.00</b>
<b>Fund : [2455]</b>	<b>DSN - CTH I</b>					
2455-40-0011-000-00000-50020	SALARIES AND WAGES	3,792.82	4,133.03	6,459.00	3,322.40	6,459.00
2455-40-0011-000-00000-50100	EMPLOYER FICA	230.54	251.61	400.00	202.39	401.00
2455-40-0011-000-00000-50110	EMPLOYER MEDICARE	53.97	58.79	94.00	47.24	94.00
2455-40-0011-000-00000-50120	EMPLOYER SC RETIREMENT	515.82	603.49	1,005.00	517.05	1,005.00
2455-40-0011-000-00000-50140	EMPLOYER GROUP INSURANCE	987.74	0.00	1,247.00	0.00	1,247.00
2455-40-0011-000-00000-50150	EMPLOYER WORK COMP INS	169.05	48.58	200.00	0.00	200.00
2455-40-0011-000-00000-50160	EMPLOYER TORT LIAB INS	31.00	2.00	20.00	10.00	20.00
2455-40-0011-000-00000-50170	EMPLOYER UNEMPLOYMENT INS	0.00	0.00	20.00	0.00	20.00
<b>Subtotal Fund : 2455</b>	<b>Subgroup : None</b>	<b>5,780.94</b>	<b>5,097.50</b>	<b>9,445.00</b>	<b>4,099.08</b>	<b>9,446.00</b>
<b>Fund : [2457]</b>	<b>DSN - BREAKERS</b>					
2457-40-0011-000-00000-50020	SALARIES AND WAGES	44,538.96	0.00	0.00	0.00	0.00
2457-40-0011-000-00000-50060	OVERTIME	5,839.26	0.00	0.00	0.00	0.00
2457-40-0011-000-00000-50100	EMPLOYER FICA	3,064.33	0.00	0.00	0.00	0.00
2457-40-0011-000-00000-50110	EMPLOYER MEDICARE	716.63	0.00	0.00	0.00	0.00
2457-40-0011-000-00000-50120	EMPLOYER SC RETIREMENT	6,800.93	0.00	0.00	0.00	0.00
2457-40-0011-000-00000-50140	EMPLOYER GROUP INSURANCE	9,422.36	0.00	0.00	0.00	0.00
2457-40-0011-000-00000-50150	EMPLOYER WORK COMP INS	537.06	(77.51)	0.00	0.00	0.00
2457-40-0011-000-00000-50160	EMPLOYER TORT LIAB INS	95.44	0.00	0.00	0.00	0.00
<b>Subtotal Fund : 2457</b>	<b>Subgroup : None</b>	<b>71,014.97</b>	<b>(77.51)</b>	<b>0.00</b>	<b>0.00</b>	<b>0.00</b>
<b>Fund : [2458]</b>	<b>DSN - WAIVER RESPITE</b>					
2458-40-0011-000-00000-50020	SALARIES AND WAGES	46,854.43	0.00	0.00	0.00	0.00
2458-40-0011-000-00000-50100	EMPLOYER FICA	2,869.21	0.00	0.00	0.00	0.00
2458-40-0011-000-00000-50110	EMPLOYER MEDICARE	671.06	0.00	0.00	0.00	0.00
2458-40-0011-000-00000-50120	EMPLOYER SC RETIREMENT	6,168.03	0.00	0.00	0.00	0.00
2458-40-0011-000-00000-50140	EMPLOYER GROUP INSURANCE	3,925.32	0.00	0.00	0.00	0.00
2458-40-0011-000-00000-50150	EMPLOYER WORK COMP INS	301.15	0.00	0.00	0.00	0.00
2458-40-0011-000-00000-50160	EMPLOYER TORT LIAB INS	206.63	0.00	0.00	0.00	0.00
<b>Subtotal Fund : 2458</b>	<b>Subgroup : None</b>	<b>60,995.83</b>	<b>0.00</b>	<b>0.00</b>	<b>0.00</b>	<b>0.00</b>
<b>Fund : [2503]</b>	<b>COSY</b>					
2503-50-0011-000-00000-50020	SALARIES AND WAGES	160,457.14	175,824.30	184,333.00	146,348.61	184,333.00
2503-50-0011-000-00000-50060	OVERTIME	0.00	85.46	90.00	0.00	90.00
2503-50-0011-000-00000-50100	EMPLOYER FICA	9,741.63	10,563.64	11,075.00	8,762.08	11,075.00
2503-50-0011-000-00000-50110	EMPLOYER MEDICARE	2,278.29	2,470.53	2,590.00	2,049.18	2,590.00
2503-50-0011-000-00000-50120	EMPLOYER SC RETIREMENT	21,396.68	25,394.72	26,624.00	22,460.70	26,624.00
2503-50-0011-000-00000-50140	EMPLOYER GROUP INSURANCE	21,081.44	30,741.71	0.00	0.00	0.00
2503-50-0011-000-00000-50150	EMPLOYER WORK COMP INS	2,271.76	2,059.68	0.00	0.00	0.00
2503-50-0011-000-00000-50160	EMPLOYER TORT LIAB INS	579.99	513.01	537.00	460.00	537.00

**Expenditures (detail) subtotaled by category**

Account	Description	3rd PP-ACTUAL 6/30/2018	2nd PP-ACTUAL 6/30/2019	1st PP-FBUDGET 6/30/2020	1st PP-YTD ACTUAL 6/30/2020	REQUESTED BUDGET 6/30/2021
<b>Subtotal Fund : 2503</b>	<b>Subgroup : None</b>	<b>217,806.93</b>	<b>247,653.05</b>	<b>225,249.00</b>	<b>180,080.57</b>	<b>225,249.00</b>
<b>Fund : [4701]</b>	<b>2006 SALES TAX PROJECTS</b>					
4701-80-1410-000-00000-50020	SALARIES AND WAGES	46,866.80	29,352.61	8,862.00	5,381.02	0.00
4701-80-1410-000-00000-50100	EMPLOYER FICA	2,868.55	1,794.89	521.00	316.33	0.00
4701-80-1410-000-00000-50110	EMPLOYER MEDICARE	670.96	419.83	122.00	73.95	0.00
4701-80-1410-000-00000-50120	EMPLOYER SC RETIREMENT	6,320.81	4,277.35	1,379.00	837.29	0.00
4701-80-1410-000-00000-50140	EMPLOYER GROUP INSURANCE	5,695.04	0.00	0.00	0.00	0.00
4701-80-1410-000-00000-50150	EMPLOYER WORK COMP INS	720.20	0.00	0.00	0.00	0.00
4701-80-1410-000-00000-50160	EMPLOYER TORT LIAB INS	0.00	8.00	0.00	44.00	0.00
<b>Subtotal Fund : 4701</b>	<b>Subgroup : None</b>	<b>63,142.36</b>	<b>35,852.68</b>	<b>10,884.00</b>	<b>6,652.59</b>	<b>0.00</b>
<b>Fund : [5025]</b>	<b>STORMWATER UTILITY</b>					
5025-90-0011-000-00000-50020	SALARIES AND WAGES	1,027,134.95	1,113,023.26	1,590,256.00	876,118.43	1,699,761.00
5025-90-0011-000-00000-50060	OVERTIME	71,973.85	61,209.28	125,388.00	41,981.84	100,000.00
5025-90-0011-000-00000-50100	EMPLOYER FICA	64,727.98	69,088.48	103,482.00	55,230.87	110,290.00
5025-90-0011-000-00000-50110	EMPLOYER MEDICARE	15,137.99	16,157.76	28,052.00	12,916.89	29,923.00
5025-90-0011-000-00000-50120	EMPLOYER SC RETIREMENT	141,540.01	162,419.85	186,555.00	136,511.52	198,864.00
5025-90-0011-000-00000-50130	EMPLOYER PO RETIREMENT	4,847.16	5,007.02	3,327.00	4,149.84	3,427.00
5025-90-0011-000-00000-50140	EMPLOYER GROUP INSURANCE	203,078.53	224,355.23	427,295.00	0.00	430,100.00
5025-90-0011-000-00000-50150	EMPLOYER WORK COMP INS	68,477.28	14,479.39	210,953.00	0.00	224,655.00
5025-90-0011-000-00000-50160	EMPLOYER TORT LIAB INS	15,770.72	8,990.28	16,784.00	8,950.00	17,402.00
5025-90-0011-000-00000-50170	EMPLOYER UNEMPLOYMENT INS	0.00	0.00	7,285.00	0.00	7,765.00
5025-90-0011-000-00000-50198	EMPLOYER PENSION EXP GASB 68	498,495.00	22,481.00	0.00	0.00	0.00
5025-90-0012-000-00000-50020	SALARIES AND WAGES	233,421.62	233,411.86	282,715.00	147,974.24	276,779.00
5025-90-0012-000-00000-50060	OVERTIME	2,212.67	2,936.01	5,000.00	1,607.93	5,000.00
5025-90-0012-000-00000-50100	EMPLOYER FICA	14,475.75	13,539.85	16,963.00	9,137.96	16,916.00
5025-90-0012-000-00000-50110	EMPLOYER MEDICARE	3,385.33	3,166.63	4,665.00	2,137.01	4,652.00
5025-90-0012-000-00000-50120	EMPLOYER SC RETIREMENT	31,684.89	32,133.84	30,675.00	22,963.72	30,589.00
5025-90-0012-000-00000-50140	EMPLOYER GROUP INSURANCE	28,736.04	39,791.53	36,596.00	0.00	35,530.00
5025-90-0012-000-00000-50150	EMPLOYER WORK COMP INS	2,682.54	2,640.59	2,855.00	0.00	4,370.00
5025-90-0012-000-00000-50160	EMPLOYER TORT LIAB INS	670.99	519.01	602.00	480.00	602.00
5025-90-0012-000-00000-50170	EMPLOYER UNEMPLOYMENT INS	0.00	0.00	1,202.00	0.00	1,198.00
5025-90-0013-000-00000-50020	SALARIES AND WAGES	224,270.05	254,187.11	378,026.00	182,741.37	349,137.00
5025-90-0013-000-00000-50060	OVERTIME	367.29	727.54	4,000.00	0.00	4,000.00
5025-90-0013-000-00000-50100	EMPLOYER FICA	13,618.82	15,310.85	22,929.00	11,144.51	21,195.00
5025-90-0013-000-00000-50110	EMPLOYER MEDICARE	3,185.15	3,580.75	6,305.00	2,606.38	5,829.00
5025-90-0013-000-00000-50120	EMPLOYER SC RETIREMENT	30,132.57	36,516.35	39,746.00	28,434.55	38,328.00
5025-90-0013-000-00000-50140	EMPLOYER GROUP INSURANCE	27,320.50	40,019.35	65,450.00	0.00	56,100.00
5025-90-0013-000-00000-50150	EMPLOYER WORK COMP INS	12,865.97	2,977.15	36,820.00	0.00	35,049.00
5025-90-0013-000-00000-50160	EMPLOYER TORT LIAB INS	3,147.63	1,287.37	1,919.00	1,203.00	1,596.00
5025-90-0013-000-00000-50170	EMPLOYER UNEMPLOYMENT INS	0.00	0.00	1,557.00	0.00	1,501.00
<b>Subtotal Fund : 5025</b>	<b>Subgroup : None</b>	<b>2,743,361.28</b>	<b>2,379,957.34</b>	<b>3,637,402.00</b>	<b>1,546,290.06</b>	<b>3,710,558.00</b>
<b>Fund : [5100]</b>	<b>LADY'S ISLAND AIRPORT</b>					
5100-90-0011-000-00000-50020	SALARIES AND WAGES	117,771.01	115,951.18	112,000.00	85,308.26	117,600.00
5100-90-0011-000-00000-50060	OVERTIME	3.42	12.99	0.00	0.00	0.00
5100-90-0011-000-00000-50100	EMPLOYER FICA	7,168.96	7,190.45	6,944.00	5,232.33	7,300.00
5100-90-0011-000-00000-50110	EMPLOYER MEDICARE	1,676.64	1,681.73	1,624.00	1,223.60	1,710.00
5100-90-0011-000-00000-50120	EMPLOYER SC RETIREMENT	15,241.40	16,771.52	17,427.00	12,807.12	18,300.00



**Expenditures (detail) subtotaled by category**

Account	Description	3rd PP-ACTUAL 6/30/2018	2nd PP-ACTUAL 6/30/2019	1st PP-FBUDGET 6/30/2020	1st PP-YTD ACTUAL 6/30/2020	REQUESTED BUDGET 6/30/2021
5100-90-0011-000-00000-50140	EMPLOYER GROUP INSURANCE	11,282.76	6,317.45	6,500.00	0.00	6,825.00
5100-90-0011-000-00000-50150	EMPLOYER WORK COMP INS	2,839.27	13,323.91	4,805.00	0.00	5,100.00
5100-90-0011-000-00000-50160	EMPLOYER TORT LIAB INS	836.10	718.91	700.00	763.00	800.00
5100-90-0011-000-00000-50198	EMPLOYER PENSION EXP GASB 68	50,387.00	(4,084.00)	0.00	0.00	0.00
<b>Subtotal Fund : 5100</b>	<b>Subgroup : None</b>	<b>207,206.56</b>	<b>157,884.14</b>	<b>150,000.00</b>	<b>105,334.31</b>	<b>157,635.00</b>
<b>Fund : [5400]</b>	<b>HILTON HEAD ISLAND AIRPORT</b>					
5400-90-0011-000-00000-50020	SALARIES AND WAGES	544,135.51	580,509.67	605,000.00	467,491.84	630,000.00
5400-90-0011-000-00000-50060	OVERTIME	45,361.07	94,230.00	90,000.00	59,058.69	90,000.00
5400-90-0011-000-00000-50100	EMPLOYER FICA	34,587.00	40,852.65	43,090.00	31,821.49	45,245.00
5400-90-0011-000-00000-50110	EMPLOYER MEDICARE	8,088.84	9,554.16	10,078.00	7,442.24	10,582.00
5400-90-0011-000-00000-50120	EMPLOYER SC RETIREMENT	30,492.38	39,390.06	43,257.00	34,288.03	45,420.00
5400-90-0011-000-00000-50130	EMPLOYER PO RETIREMENT	55,915.14	69,582.28	76,061.00	53,660.42	79,865.00
5400-90-0011-000-00000-50140	EMPLOYER GROUP INSURANCE	93,183.08	96,176.83	95,000.00	0.00	99,750.00
5400-90-0011-000-00000-50150	EMPLOYER WORK COMP INS	13,936.90	7,955.41	10,000.00	0.00	10,500.00
5400-90-0011-000-00000-50160	EMPLOYER TORT LIAB INS	3,491.18	1,901.82	2,514.00	1,060.00	2,640.00
5400-90-0011-000-00000-50198	EMPLOYER PENSION EXP GASB 68	102,684.00	152,627.00	0.00	0.00	0.00
<b>Subtotal Fund : 5400</b>	<b>Subgroup : None</b>	<b>931,875.10</b>	<b>1,092,779.88</b>	<b>975,000.00</b>	<b>654,822.71</b>	<b>1,014,002.00</b>
<b>Subtotal All Funds Presented</b>	<b>Subgroup : None</b>	<b>90,497,750.60</b>	<b>90,931,431.24</b>	<b>102,797,745.00</b>	<b>69,461,074.27</b>	<b>103,197,218.36</b>
<b>All Funds Presented</b>	<b>Group Total [50] PERSONNEL</b>	<b>90,497,750.60</b>	<b>90,931,431.24</b>	<b>102,797,745.00</b>	<b>69,461,074.27</b>	<b>103,197,218.36</b>
<b>Group : [51]</b>	<b>PURCHASED SERVICES</b>					
<b>Subgroup : None</b>						
<b>Fund : [0242]</b>	<b>GEN FUND - TT ENG</b>					
0242-20-0011-000-00000-51991	SCDOT MAINTENANCE	33,131.06	50,735.61	0.00	14,587.95	0.00
0242-20-0011-000-00000-51994	SCDOT ENGINEERING	41,755.97	9,675.91	0.00	0.00	0.00
0242-20-0011-000-00000-51995	SCDOT OPERATIONS	10,582.80	24,528.50	0.00	13,900.44	0.00
0242-20-0011-000-00000-51996	SCDOT EQUIPMENT/LOOP	51,097.75	71,164.22	0.00	11,163.29	0.00
0242-20-0011-000-00000-51999	SCDOT OTHER EXPENDITURES	23,251.25	0.00	0.00	0.00	0.00
<b>Subtotal Fund : 0242</b>	<b>Subgroup : None</b>	<b>159,818.83</b>	<b>156,104.24</b>	<b>0.00</b>	<b>39,651.68</b>	<b>0.00</b>
<b>Fund : [0604]</b>	<b>GEN FUND - PAR</b>					
0604-60-0011-000-00000-51990	UNCLASSIFIED OPERATING	0.00	0.00	0.00	240.00	0.00
<b>Subtotal Fund : 0604</b>	<b>Subgroup : None</b>	<b>0.00</b>	<b>0.00</b>	<b>0.00</b>	<b>240.00</b>	<b>0.00</b>
<b>Fund : [0606]</b>	<b>GEN FUND - PAR</b>					
0606-60-0011-000-00000-51160	PROFESSIONAL SERVICES	1,290.00	0.00	0.00	0.00	0.00
<b>Subtotal Fund : 0606</b>	<b>Subgroup : None</b>	<b>1,290.00</b>	<b>0.00</b>	<b>0.00</b>	<b>0.00</b>	<b>0.00</b>
<b>Fund : [1000]</b>	<b>GEN FUND</b>					
1000-10-1000-000-00000-51000	ADVERTISING	6,820.70	2,625.15	1,500.00	605.53	1,500.00
1000-10-1000-000-00000-51010	PRINTING	436.78	1,434.18	800.00	273.01	500.00
1000-10-1000-000-00000-51030	POSTAGE/OTHER CARRIERS	49.82	61.73	250.00	186.27	250.00
1000-10-1000-000-00000-51050	TELEPHONE	13,199.02	15,714.18	4,200.00	10,056.68	15,714.18
1000-10-1000-000-00000-51140	EQUIPMENT RENTALS	1,183.56	1,185.42	1,320.00	696.92	1,320.00
1000-10-1000-000-00000-51150	OFFICE SPACE RENTALS	2,000.00	0.00	2,000.00	0.00	0.00
1000-10-1000-000-00000-51160	PROFESSIONAL SERVICES	150,266.65	163,608.49	174,829.00	35,678.05	80,000.00
1000-10-1000-000-00000-51310	BOOKS,SUBS,MEMBERSHIPS	35,272.35	37,598.95	51,781.00	29,548.21	37,589.00



**Expenditures (detail) subtotaled by category**

Account	Description	3rd PP-ACTUAL 6/30/2018	2nd PP-ACTUAL 6/30/2019	1st PP-FBUDGET 6/30/2020	1st PP-YTD ACTUAL 6/30/2020	REQUESTED BUDGET 6/30/2021
1000-10-1000-000-00000-51320	TRAINING AND CONFERENCES	46,674.08	44,090.34	44,000.00	32,370.37	44,000.00
1000-10-1000-000-00000-51530	BONDING (ALL)	0.00	0.00	2,500.00	0.00	0.00
1000-10-1000-000-00000-51990	UNCLASSIFIED OPERATING	112,962.35	114,310.10	129,405.00	0.00	110,000.00
1000-10-1010-000-00000-51000	ADVERTISING	0.00	449.40	1,000.00	9.15	1,000.00
1000-10-1010-000-00000-51010	PRINTING	2,682.86	3,442.88	3,500.00	1,096.75	24,000.00
1000-10-1010-000-00000-51030	POSTAGE/OTHER CARRIERS	22,045.83	24,451.59	30,739.00	17,976.95	45,000.00
1000-10-1010-000-00000-51050	TELEPHONE	2,697.18	1,969.97	3,000.00	1,408.12	3,000.00
1000-10-1010-000-00000-51140	EQUIPMENT RENTALS	1,069.86	1,358.86	2,264.00	1,329.87	2,264.00
1000-10-1010-000-00000-51160	PROFESSIONAL SERVICES	208.50	482.34	1,000.00	0.00	1,000.00
1000-10-1010-000-00000-51300	GARAGE REPAIRS & MAINT	781.29	3,325.21	0.00	758.22	500.00
1000-10-1010-000-00000-51301	INSURANCE REIMBURSEMENT (CR)	(1,268.98)	0.00	0.00	0.00	0.00
1000-10-1010-000-00000-51310	BOOKS,SUBS,MEMBERSHIPS	7,230.15	4,981.14	2,500.00	2,822.37	4,000.00
1000-10-1010-000-00000-51320	TRAINING AND CONFERENCES	9,067.61	7,370.86	7,500.00	12,227.41	7,500.00
1000-10-1010-000-00000-51500	VEHICLE INSURANCE	1,282.33	1,377.84	0.00	0.00	0.00
1000-10-1010-000-00000-51530	BONDING (ALL)	0.00	0.00	200.00	0.00	0.00
1000-10-1010-000-00000-51545	INSURANCE - PREPAID	0.00	(71.63)	0.00	1,033.38	1,620.00
1000-10-1020-000-00000-51000	ADVERTISING	7,650.95	6,544.74	500.00	4,773.81	500.00
1000-10-1020-000-00000-51010	PRINTING	61,280.54	56,643.72	48,000.00	54,448.49	58,000.00
1000-10-1020-000-00000-51030	POSTAGE/OTHER CARRIERS	179,954.48	141,638.75	140,000.00	129,509.98	155,000.00
1000-10-1020-000-00000-51050	TELEPHONE	1,523.74	1,308.60	800.00	1,033.00	800.00
1000-10-1020-000-00000-51110	MAINTENANCE CONTRACTS	656.39	4,824.35	9,000.00	2,553.85	9,000.00
1000-10-1020-000-00000-51120	REPAIRS TO EQUIPMENT	0.00	0.00	500.00	0.00	500.00
1000-10-1020-000-00000-51140	EQUIPMENT RENTALS	3,241.08	3,246.16	3,000.00	1,908.41	3,000.00
1000-10-1020-000-00000-51160	PROFESSIONAL SERVICES	48,519.35	23,317.53	19,000.00	42,748.43	19,000.00
1000-10-1020-000-00000-51295	OTHER VEHICLE OPER COSTS	16.21	0.00	0.00	0.00	0.00
1000-10-1020-000-00000-51310	BOOKS,SUBS,MEMBERSHIPS	2,012.59	4,498.32	2,405.00	9,881.06	2,405.00
1000-10-1020-000-00000-51320	TRAINING AND CONFERENCES	9,089.29	11,535.60	7,525.00	16,666.12	7,525.00
1000-10-1020-000-00000-51500	VEHICLE INSURANCE	(30.44)	0.00	0.00	0.00	0.00
1000-10-1020-000-00000-51530	BONDING (ALL)	0.00	0.00	2,000.00	0.00	2,000.00
1000-10-1020-000-00000-51989	BANK SERVICE FEES	78,957.39	172,074.85	390,000.00	38,083.51	390,000.00
1000-10-1020-000-00000-51990	UNCLASSIFIED OPERATING	711.67	145.46	1,500.00	0.00	1,500.00
1000-10-1030-000-00000-51010	PRINTING	4,026.84	3,679.06	4,027.00	3,962.47	4,027.00
1000-10-1030-000-00000-51030	POSTAGE/OTHER CARRIERS	14,461.02	14,649.39	17,721.00	12,039.59	17,721.00
1000-10-1030-000-00000-51050	TELEPHONE	2,278.82	2,000.03	2,558.00	1,193.42	2,558.00
1000-10-1030-000-00000-51110	MAINTENANCE CONTRACTS	25,735.45	32,925.11	35,641.00	20,459.18	35,641.00
1000-10-1030-000-00000-51120	REPAIRS TO EQUIPMENT	0.00	0.00	500.00	0.00	500.00
1000-10-1030-000-00000-51140	EQUIPMENT RENTALS	3,757.32	3,763.22	7,500.00	2,212.42	7,500.00
1000-10-1030-000-00000-51160	PROFESSIONAL SERVICES	450.00	105.00	4,000.00	0.00	4,000.00
1000-10-1030-000-00000-51310	BOOKS,SUBS,MEMBERSHIPS	1,974.86	1,893.42	2,500.00	2,099.27	2,500.00
1000-10-1030-000-00000-51320	TRAINING AND CONFERENCES	91.97	1,855.62	3,000.00	1,210.53	3,000.00
1000-10-1030-000-00000-51340	JURORS/WITNESS FEES	213,715.79	168,222.97	248,444.00	110,202.91	248,444.00
1000-10-1031-000-00000-51010	PRINTING	1,931.33	1,089.07	6,200.00	1,700.66	6,200.00
1000-10-1031-000-00000-51030	POSTAGE/OTHER CARRIERS	0.00	250.00	8,500.00	268.00	8,500.00
1000-10-1031-000-00000-51050	TELEPHONE	450.33	640.90	500.00	149.83	500.00
1000-10-1031-000-00000-51110	MAINTENANCE CONTRACTS	5,620.12	6,470.26	11,000.00	3,299.02	11,000.00
1000-10-1031-000-00000-51140	EQUIPMENT RENTALS	2,347.32	2,351.00	15,500.00	1,382.15	15,500.00
1000-10-1031-000-00000-51160	PROFESSIONAL SERVICES	0.00	0.00	500.00	0.00	500.00
1000-10-1031-000-00000-51310	BOOKS,SUBS,MEMBERSHIPS	25.00	0.00	500.00	0.00	500.00
1000-10-1031-000-00000-51320	TRAINING AND CONFERENCES	399.04	1,494.08	1,950.00	1,046.97	1,950.00
1000-10-1040-000-00000-51000	ADVERTISING	1,965.00	1,380.00	1,965.00	690.00	1,700.00

**Expenditures (detail) subtotaled by category**

Account	Description	3rd PP-ACTUAL 6/30/2018	2nd PP-ACTUAL 6/30/2019	1st PP-FBUDGET 6/30/2020	1st PP-YTD ACTUAL 6/30/2020	REQUESTED BUDGET 6/30/2021
1000-10-1040-000-00000-51001	ADVERTISING - PROBATE	30,498.30	28,973.80	30,499.00	18,136.40	30,500.00
1000-10-1040-000-00000-51010	PRINTING	3,176.14	1,327.56	3,101.00	3,099.92	4,000.00
1000-10-1040-000-00000-51030	POSTAGE/OTHER CARRIERS	4,564.22	4,786.51	5,400.00	3,137.79	5,400.00
1000-10-1040-000-00000-51050	TELEPHONE	856.76	853.82	1,200.00	368.17	900.00
1000-10-1040-000-00000-51110	MAINTENANCE CONTRACTS	4,813.44	5,335.00	5,330.00	5,330.00	5,595.00
1000-10-1040-000-00000-51120	REPAIRS TO EQUIPMENT	289.05	0.00	290.00	0.00	290.00
1000-10-1040-000-00000-51140	EQUIPMENT RENTALS	1,890.12	1,893.08	2,850.00	1,112.93	1,500.00
1000-10-1040-000-00000-51160	PROFESSIONAL SERVICES	0.00	0.00	10,000.00	0.00	10,000.00
1000-10-1040-000-00000-51310	BOOKS,SUBS,MEMBERSHIPS	3,410.56	3,618.57	3,620.00	2,270.49	3,850.00
1000-10-1040-000-00000-51320	TRAINING AND CONFERENCES	7,389.43	7,860.63	8,386.00	5,623.03	8,500.00
1000-10-1040-000-00000-51530	BONDING (ALL)	0.00	0.00	700.00	0.00	700.00
1000-10-1060-000-00000-51030	POSTAGE/OTHER CARRIERS	225.68	258.03	500.00	170.64	103.63
1000-10-1060-000-00000-51050	TELEPHONE	4,915.65	5,198.19	4,500.00	4,336.04	6,100.00
1000-10-1060-000-00000-51090	GARBAGE SERVICES	1,278.91	1,247.04	1,680.00	889.52	1,680.00
1000-10-1060-000-00000-51110	MAINTENANCE CONTRACTS	1,090.50	1,138.40	2,151.00	678.49	2,151.00
1000-10-1060-000-00000-51120	REPAIRS TO EQUIPMENT	820.93	2,111.03	1,200.00	0.00	2,000.00
1000-10-1060-000-00000-51130	REPAIRS TO BUILDINGS	1,227.00	417.00	5,000.00	4.26	5,000.00
1000-10-1060-000-00000-51140	EQUIPMENT RENTALS	1,183.56	1,185.42	1,500.00	696.92	1,500.00
1000-10-1060-000-00000-51160	PROFESSIONAL SERVICES	1,530.70	2,084.58	3,000.00	15,989.73	3,000.00
1000-10-1060-000-00000-51190	MEDICAL/DENTAL SERVICES	172,946.00	185,732.00	210,000.00	125,285.00	290,000.00
1000-10-1060-000-00000-51295	OTHER VEHICLE OPER COSTS	0.00	835.66	4,500.00	64.59	4,500.00
1000-10-1060-000-00000-51300	GARAGE REPAIRS & MAINT	4,512.48	5,213.98	6,000.00	3,215.84	6,000.00
1000-10-1060-000-00000-51301	INSURANCE REIMB (CR)	(2,448.53)	(973.71)	0.00	(539.39)	0.00
1000-10-1060-000-00000-51310	BOOKS,SUBS,MEMBERSHIPS	514.20	504.80	1,200.00	200.00	1,200.00
1000-10-1060-000-00000-51320	TRAINING AND CONFERENCES	1,292.79	1,597.21	3,000.00	845.13	4,000.00
1000-10-1060-000-00000-51340	JURORS/WITNESS FEES	0.00	0.00	300.00	0.00	300.00
1000-10-1060-000-00000-51500	VEHICLE INSURANCE	3,628.48	4,738.12	5,000.00	0.00	5,600.00
1000-10-1060-000-00000-51510	BLDG/CONTENTS INSURANCE	3,875.30	4,279.96	1,000.00	0.00	1,000.00
1000-10-1060-000-00000-51530	BONDING (ALL)	0.00	0.00	1,000.00	0.00	1,000.00
1000-10-1060-000-00000-51540	INSURANCE - OTHER	599.03	298.20	400.00	0.00	400.00
1000-10-1060-000-00000-51545	INSURANCE - PREPAID	(1,496.24)	(199.46)	0.00	6,172.56	6,172.56
1000-10-1060-000-00000-51990	UNCLASSIFIED OPERATING	0.00	0.00	18,178.00	0.00	18,000.00
1000-10-1070-000-00000-51000	ADVERTISING	27.86	0.00	136.00	0.00	136.00
1000-10-1070-000-00000-51010	PRINTING	288.06	1,225.16	500.00	0.00	500.00
1000-10-1070-000-00000-51030	POSTAGE/OTHER CARRIERS	297.38	188.72	200.00	146.52	200.00
1000-10-1070-000-00000-51050	TELEPHONE	659.71	659.82	700.00	437.76	700.00
1000-10-1070-000-00000-51160	PROFESSIONAL SERVICES	(6,629.27)	(5,723.82)	0.00	(96.10)	0.00
1000-10-1070-000-00000-51320	TRAINING AND CONFERENCES	1,275.84	1,290.29	500.00	0.00	500.00
1000-10-1081-000-00000-51010	PRINTING	3,617.07	8,092.66	5,000.00	3,783.09	10,000.00
1000-10-1081-000-00000-51030	POSTAGE/OTHER CARRIERS	17,261.99	26,388.44	20,000.00	20,392.45	30,000.00
1000-10-1081-000-00000-51050	TELEPHONE	10,636.67	10,512.50	14,000.00	6,765.88	11,000.00
1000-10-1081-000-00000-51060	ELECTRICITY/NAT'L GAS	457.99	279.56	500.00	23.06	0.00
1000-10-1081-000-00000-51110	MAINTENANCE CONTRACTS	40,200.00	41,800.00	42,150.00	42,122.99	46,000.00
1000-10-1081-000-00000-51120	REPAIRS TO EQUIPMENT	484.68	0.00	1,000.00	0.00	1,000.00
1000-10-1081-000-00000-51140	EQUIPMENT RENTALS	21,471.14	21,233.89	16,600.00	14,214.49	16,600.00
1000-10-1081-000-00000-51310	BOOKS,SUBS,MEMBERSHIPS	1,233.66	3,014.24	2,500.00	6,354.19	5,000.00
1000-10-1081-000-00000-51320	TRAINING AND CONFERENCES	21,273.43	25,193.18	20,000.00	15,360.37	30,000.00
1000-10-1081-000-00000-51340	JURORS/WITNESS FEES	16,495.45	27,474.42	20,000.00	12,236.65	18,000.00
1000-10-1090-000-00000-51030	POSTAGE/OTHER CARRIERS	280.24	428.30	1,000.00	228.95	1,000.00
1000-10-1090-000-00000-51050	TELEPHONE	181.08	209.98	300.00	0.24	300.00

**Expenditures (detail) subtotaled by category**

Account	Description	3rd PP-ACTUAL 6/30/2018	2nd PP-ACTUAL 6/30/2019	1st PP-FBUDGET 6/30/2020	1st PP-YTD ACTUAL 6/30/2020	REQUESTED BUDGET 6/30/2021
1000-10-1090-000-00000-51140	EQUIPMENT RENTALS	764.76	765.96	1,000.00	450.31	1,000.00
1000-10-1090-000-00000-51160	PROFESSIONAL SERVICES	0.00	0.00	750.00	0.00	750.00
1000-10-1090-000-00000-51310	BOOKS,SUBS,MEMBERSHIPS	50.00	405.00	600.00	647.89	600.00
1000-10-1090-000-00000-51320	TRAINING AND CONFERENCES	1,057.98	694.72	1,300.00	658.24	1,300.00
1000-10-1090-000-00000-51530	BONDING (ALL)	0.00	0.00	250.00	0.00	250.00
1000-10-1100-000-00000-51000	ADVERTISING	0.00	0.00	250.00	0.00	0.00
1000-10-1100-000-00000-51010	PRINTING	0.00	127.33	300.00	114.78	5,000.00
1000-10-1100-000-00000-51030	POSTAGE/OTHER CARRIERS	18.91	37.67	250.00	88.00	250.00
1000-10-1100-000-00000-51040	LICENSES & PERMITS	425.00	375.00	0.00	0.00	605.00
1000-10-1100-000-00000-51050	TELEPHONE	734.49	651.91	1,700.00	983.56	1,700.00
1000-10-1100-000-00000-51110	MAINTENANCE CONTRACTS	499.00	499.00	550.00	499.00	550.00
1000-10-1100-000-00000-51140	EQUIPMENT RENTALS	764.76	765.96	0.00	321.65	0.00
1000-10-1100-000-00000-51160	PROFESSIONAL SERVICES	38,250.00	66,000.00	67,000.00	43,750.00	67,000.00
1000-10-1100-000-00000-51310	BOOKS,SUBS,MEMBERSHIPS	7,313.30	4,692.10	8,722.00	8,322.30	9,191.00
1000-10-1100-000-00000-51320	TRAINING AND CONFERENCES	8,982.13	3,960.73	7,745.00	3,241.40	7,745.00
1000-10-1100-000-00000-51990	UNCLASSIFIED OPERATING	49,344.00	49,900.00	0.00	50,016.87	0.00
1000-10-1101-000-00000-51000	ADVERTISING	5,063.94	5,587.20	1,400.00	458.00	2,000.00
1000-10-1101-000-00000-51010	PRINTING	1,958.10	2,828.84	500.00	265.99	500.00
1000-10-1101-000-00000-51030	POSTAGE/OTHER CARRIERS	4.08	2.05	50.00	1.60	25.00
1000-10-1101-000-00000-51050	TELEPHONE	2,947.31	3,230.48	3,600.00	2,618.83	2,200.00
1000-10-1101-000-00000-51140	EQUIPMENT RENTALS	0.00	76.56	0.00	38.46	0.00
1000-10-1101-000-00000-51160	PROFESSIONAL SERVICES	3,307.20	2,671.09	1,500.00	0.00	0.00
1000-10-1101-000-00000-51295	OTHER VEHICLE OPER COSTS	15.00	0.00	50.00	0.00	25.00
1000-10-1101-000-00000-51300	GARAGE REPAIRS & MAINT	0.00	410.05	400.00	229.06	200.00
1000-10-1101-000-00000-51310	BOOKS,SUBS,MEMBERSHIPS	974.00	1,798.63	1,550.00	1,955.98	1,000.00
1000-10-1101-000-00000-51320	TRAINING AND CONFERENCES	7,888.33	6,846.39	5,000.00	2,695.53	3,000.00
1000-10-1101-000-00000-51500	VEHICLE INSURANCE	652.68	1,457.91	590.00	0.00	250.00
1000-10-1101-000-00000-51545	INSURANCE - PREPAID	(410.07)	(626.03)	0.00	1,093.43	2,000.00
1000-10-1101-000-00000-51990	UNCLASSIFIED OPERATING	59.00	0.00	100.00	0.00	0.00
1000-10-1102-000-00000-51030	POSTAGE/OTHER CARRIERS	107.69	221.91	150.00	168.17	250.00
1000-10-1102-000-00000-51050	TELEPHONE	6,786.49	8,175.07	3,022.00	5,814.63	8,175.00
1000-10-1102-000-00000-51120	REPAIRS TO EQUIPMENT	8,080.29	11,245.68	4,000.00	2,305.90	9,500.00
1000-10-1102-000-00000-51140	EQUIPMENT RENTALS	1,431.10	995.76	1,000.00	563.01	1,000.00
1000-10-1102-000-00000-51160	PROFESSIONAL SERVICES	4,222.42	28,596.03	16,500.00	25,405.77	27,000.00
1000-10-1102-000-00000-51180	INTERNS/STUDENT TRAINEES	0.00	0.00	0.00	25.00	25.00
1000-10-1102-000-00000-51295	OTHER VEHICLE OPER COSTS	0.00	53.95	50.00	18.29	200.00
1000-10-1102-000-00000-51300	GARAGE REPAIRS & MAINT	9,848.47	3,256.14	3,000.00	946.16	3,000.00
1000-10-1102-000-00000-51310	BOOKS,SUBS,MEMBERSHIPS	602.67	490.00	500.00	391.00	500.00
1000-10-1102-000-00000-51320	TRAINING AND CONFERENCES	82.00	0.00	0.00	0.00	0.00
1000-10-1102-000-00000-51500	VEHICLE INSURANCE	3,008.40	3,299.19	2,390.00	12.83	0.00
1000-10-1102-000-00000-51540	INSURANCE - OTHER	294.11	272.45	0.00	0.00	0.00
1000-10-1102-000-00000-51545	INSURANCE - PREPAID	39.76	(175.15)	0.00	2,652.03	5,950.00
1000-10-1102-000-00000-51990	UNCLASSIFIED OPERATING	977.61	2,155.22	1,000.00	979.00	1,728.00
1000-10-1103-000-00000-51000	ADVERTISING	710.88	0.00	0.00	0.00	0.00
1000-10-1103-000-00000-51010	PRINTING	0.00	1,486.23	600.00	0.00	600.00
1000-10-1103-000-00000-51030	POSTAGE/OTHER CARRIERS	549.74	681.13	500.00	254.51	500.00
1000-10-1103-000-00000-51040	LICENSES/PERMITS	1,260.00	50.00	900.00	100.00	900.00
1000-10-1103-000-00000-51050	TELEPHONE	2,097.30	989.05	2,000.00	487.55	1,500.00
1000-10-1103-000-00000-51140	EQUIPMENT RENTALS	956.16	957.66	1,200.00	563.01	900.00
1000-10-1103-000-00000-51160	PROFESSIONAL SERVICES	88,468.36	247,337.94	80,000.00	151,163.72	200,000.00

**Expenditures (detail) subtotaled by category**

Account	Description	3rd PP-ACTUAL 6/30/2018	2nd PP-ACTUAL 6/30/2019	1st PP-FBUDGET 6/30/2020	1st PP-YTD ACTUAL 6/30/2020	REQUESTED BUDGET 6/30/2021
1000-10-1103-000-00000-51165	PROFESSIONAL SERVICES	142,095.83	0.00	20,000.00	0.00	0.00
1000-10-1103-000-00000-51170	NON-PROFESSIONAL SERVICES	0.00	0.00	5,000.00	0.00	5,000.00
1000-10-1103-000-00000-51310	BOOKS,SUBS,MEMBERSHIPS	1,811.06	2,469.83	900.00	4,304.40	2,000.00
1000-10-1103-000-00000-51320	TRAINING AND CONFERENCES	3,668.98	5,463.57	4,300.00	5,393.11	9,500.00
1000-10-1103-000-00000-51323	MILEAGE REIMBURSEMENT	2,168.64	2,015.50	2,500.00	1,199.48	2,500.00
1000-10-1111-000-00000-51010	PRINTING	3,773.31	3,726.69	2,000.00	3,384.95	2,000.00
1000-10-1111-000-00000-51030	POSTAGE/OTHER CARRIERS	6,638.18	8,362.90	3,000.00	4,579.22	8,500.00
1000-10-1111-000-00000-51050	TELEPHONE	101.08	558.74	500.00	572.82	1,000.00
1000-10-1111-000-00000-51110	MAINTENANCE CONTRACTS	61,937.29	70,528.91	115,805.00	55,470.28	115,805.00
1000-10-1111-000-00000-51120	REPAIRS TO EQUIPMENT	200.00	0.00	0.00	0.00	0.00
1000-10-1111-000-00000-51140	EQUIPMENT RENTALS	1,355.16	2,235.28	2,100.00	1,361.01	2,100.00
1000-10-1111-000-00000-51160	PROFESSIONAL SERVICES	59,115.25	49,746.25	0.00	25,672.79	40,000.00
1000-10-1111-000-00000-51310	BOOKS,SUBS,MEMBERSHIPS	2,478.00	1,224.00	3,000.00	698.27	3,000.00
1000-10-1111-000-00000-51320	TRAINING AND CONFERENCES	6,748.25	5,218.32	15,000.00	5,821.53	15,000.00
1000-10-1111-000-00000-51990	UNCLASSIFIED OPERATING	(293.62)	0.00	0.00	0.00	0.00
1000-10-1115-000-00000-51010	PRINTING	0.00	0.00	182.00	0.00	182.00
1000-10-1115-000-00000-51030	POSTAGE/OTHER CARRIERS	115.13	68.56	250.00	58.65	250.00
1000-10-1115-000-00000-51050	TELEPHONE	660.58	2,623.88	1,083.00	2,202.24	1,083.00
1000-10-1115-000-00000-51140	EQUIPMENT RENTALS	0.00	0.00	350.00	0.00	0.00
1000-10-1115-000-00000-51160	PROFESSIONAL SERVICES	20,965.88	4,025.00	23,473.00	16,775.74	42,368.00
1000-10-1115-000-00000-51295	OTHER VEHICLE OPER COSTS	0.00	10.00	0.00	46.00	0.00
1000-10-1115-000-00000-51300	GARAGE REPAIRS & MAINT	931.36	1,014.90	1,500.00	622.55	1,500.00
1000-10-1115-000-00000-51301	INSURANCE REIMBURSEMENT (CR)	0.00	(1,335.19)	0.00	0.00	0.00
1000-10-1115-000-00000-51310	BOOKS,SUBS,MEMBERSHIPS	4,007.20	1,375.00	1,980.00	2,832.93	1,000.00
1000-10-1115-000-00000-51320	TRAINING AND CONFERENCES	17,729.25	6,247.61	21,295.00	14,318.14	20,985.00
1000-10-1115-000-00000-51500	VEHICLE INSURANCE	1,060.00	1,170.00	605.00	65.59	605.00
1000-10-1115-000-00000-51545	INSURANCE - PREPAID	130.86	(82.50)	0.00	877.50	877.00
1000-10-1115-000-00000-51990	UNCLASSIFIED OPERATING	0.00	2,358.55	1,500.00	1,426.71	1,500.00
1000-10-1116-000-00000-51000	ADVERTISING	4,513.04	4,170.48	2,850.00	1,746.02	2,850.00
1000-10-1116-000-00000-51010	PRINTING	0.00	743.65	1,500.00	0.00	1,500.00
1000-10-1116-000-00000-51030	POSTAGE/OTHER CARRIERS	48.55	2.44	800.00	41.30	800.00
1000-10-1116-000-00000-51050	TELEPHONE	690.42	971.23	850.00	492.96	850.00
1000-10-1116-000-00000-51110	MAINTENANCE CONTRACTS	8,095.61	12,889.42	28,255.00	10,470.32	28,255.00
1000-10-1116-000-00000-51120	REPAIRS TO EQUIPMENT	0.00	0.00	100.00	0.00	100.00
1000-10-1116-000-00000-51160	PROFESSIONAL SERVICES	2,600.00	2,600.00	500.00	2,675.00	500.00
1000-10-1116-000-00000-51300	GARAGE REPAIRS & MAINT	471.89	441.41	700.00	88.35	700.00
1000-10-1116-000-00000-51310	BOOKS,SUBS,MEMBERSHIPS	654.70	418.91	700.00	143.92	700.00
1000-10-1116-000-00000-51320	TRAINING AND CONFERENCES	3,640.59	3,212.36	4,950.00	3,488.13	4,950.00
1000-10-1116-000-00000-51500	VEHICLE INSURANCE	603.53	666.19	600.00	0.00	600.00
1000-10-1116-000-00000-51545	INSURANCE - PREPAID	0.00	(46.99)	0.00	499.64	0.00
1000-10-1120-000-00000-51010	PRINTING	2,180.02	21,007.37	4,000.00	3,508.51	5,000.00
1000-10-1120-000-00000-51030	POSTAGE/OTHER CARRIERS	2,739.83	48,114.31	6,000.00	7,176.56	8,000.00
1000-10-1120-000-00000-51040	LICENSES/PERMITS	6,000.00	0.00	2,500.00	0.00	2,500.00
1000-10-1120-000-00000-51050	TELEPHONE	9,855.00	7,950.50	2,000.00	4,835.47	8,000.00
1000-10-1120-000-00000-51140	EQUIPMENT RENTALS	7,143.92	8,046.42	4,000.00	4,915.89	5,500.00
1000-10-1120-000-00000-51295	OTHER VEHICLE OPER COSTS	672.20	620.25	1,000.00	623.30	1,500.00
1000-10-1120-000-00000-51300	GARAGE REPAIRS & MAINT	5,669.49	3,748.84	10,000.00	2,129.58	6,000.00
1000-10-1120-000-00000-51310	BOOKS,SUBS,MEMBERSHIPS	15,864.23	22,230.36	16,000.00	26,493.22	16,000.00
1000-10-1120-000-00000-51320	TRAINING AND CONFERENCES	13,249.64	13,618.57	16,000.00	15,093.73	20,000.00
1000-10-1120-000-00000-51500	VEHICLE INSURANCE	6,101.76	6,975.44	5,500.00	0.00	5,500.00

**Expenditures (detail) subtotaled by category**

Account	Description	3rd PP-ACTUAL 6/30/2018	2nd PP-ACTUAL 6/30/2019	1st PP-FBUDGET 6/30/2020	1st PP-YTD ACTUAL 6/30/2020	REQUESTED BUDGET 6/30/2021
1000-10-1120-000-00000-51545	INSURANCE - PREPAID	(467.40)	(792.50)	0.00	5,234.64	5,500.00
1000-10-1122-000-00000-51010	PRINTING	1,025.56	956.12	1,200.00	751.77	1,200.00
1000-10-1122-000-00000-51030	POSTAGE/OTHER CARRIERS	1,255.24	1,088.12	1,800.00	758.00	1,700.00
1000-10-1122-000-00000-51050	TELEPHONE	775.62	1,085.19	1,200.00	491.64	1,200.00
1000-10-1122-000-00000-51110	MAINTENANCE CONTRACTS	61,757.00	61,739.40	62,990.00	62,989.42	65,780.00
1000-10-1122-000-00000-51120	REPAIRS TO EQUIPMENT	562.40	3,018.00	3,018.00	158.90	2,000.00
1000-10-1122-000-00000-51140	EQUIPMENT RENTALS	1,923.52	1,941.92	3,210.00	1,310.62	2,000.00
1000-10-1122-000-00000-51160	PROFESSIONAL SERVICES	9,991.08	0.00	0.00	0.00	0.00
1000-10-1122-000-00000-51310	BOOKS,SUBS,MEMBERSHIPS	555.00	555.00	740.00	654.89	740.00
1000-10-1122-000-00000-51320	TRAINING AND CONFERENCES	5,282.60	6,173.53	8,600.00	5,512.93	9,625.00
1000-10-1122-000-00000-51530	BONDING (ALL)	0.00	0.00	350.00	0.00	350.00
1000-10-1130-000-00000-51000	ADVERTISING	3,895.97	1,700.16	1,777.00	1,837.12	3,000.00
1000-10-1130-000-00000-51010	PRINTING	1,856.39	1,432.73	1,050.00	508.04	1,200.00
1000-10-1130-000-00000-51030	POSTAGE/OTHER CARRIERS	968.42	924.16	1,218.00	742.35	1,218.00
1000-10-1130-000-00000-51050	TELEPHONE	980.20	1,507.81	692.00	984.78	1,325.00
1000-10-1130-000-00000-51110	MAINTENANCE CONTRACTS	0.00	64,970.67	60,815.00	61,860.53	62,660.53
1000-10-1130-000-00000-51140	EQUIPMENT RENTALS	956.16	957.66	1,668.00	563.01	1,500.00
1000-10-1130-000-00000-51160	PROFESSIONAL SERVICES	0.00	37,465.25	39,545.00	108,191.00	146,672.00
1000-10-1130-000-00000-51295	OTHER VEHICLE OPER COSTS	9.95	0.00	100.00	0.00	100.00
1000-10-1130-000-00000-51300	GARAGE REPAIRS & MAINT	921.50	798.30	1,391.00	1,428.28	1,500.00
1000-10-1130-000-00000-51310	BOOKS,SUBS,MEMBERSHIPS	2,091.58	1,894.20	2,508.00	2,055.00	2,508.00
1000-10-1130-000-00000-51320	TRAINING AND CONFERENCES	6,657.45	14,851.63	12,836.00	3,367.27	12,836.00
1000-10-1130-000-00000-51500	VEHICLE INSURANCE	1,999.97	2,029.64	1,232.00	0.00	3,029.99
1000-10-1130-000-00000-51545	INSURANCE - PREPAID	(493.70)	(104.17)	0.00	1,522.23	1,644.00
1000-10-1132-000-00000-51000	ADVERTISING	0.00	0.00	2,500.00	40.00	2,500.00
1000-10-1132-000-00000-51010	PRINTING	0.00	0.00	500.00	0.00	500.00
1000-10-1132-000-00000-51160	PROFESSIONAL SERVICES	113,803.15	25,196.85	50,000.00	0.00	178,370.00
1000-10-1132-000-00000-51320	TRAINING AND CONFERENCES	507.50	0.00	0.00	0.00	0.00
1000-10-1134-000-00000-51000	ADVERTISING	0.00	0.00	200.00	0.00	200.00
1000-10-1134-000-00000-51010	PRINTING	233.18	354.63	800.00	268.42	800.00
1000-10-1134-000-00000-51030	POSTAGE/OTHER CARRIERS	4,333.98	4,663.01	3,200.00	1,745.20	800.00
1000-10-1134-000-00000-51050	TELEPHONE	27.70	51.44	75.00	(16.77)	75.00
1000-10-1134-000-00000-51110	MAINTENANCE CONTRACTS	5,087.49	19,098.28	7,000.00	15,165.71	20,000.00
1000-10-1134-000-00000-51120	REPAIRS TO EQUIPMENT	1.90	157.25	100.00	0.00	100.00
1000-10-1134-000-00000-51140	EQUIPMENT RENTALS	404.74	540.12	200.00	317.52	200.00
1000-10-1134-000-00000-51160	PROFESSIONAL SERVICES	3,650.04	0.00	2,500.00	0.00	2,500.00
1000-10-1134-000-00000-51295	OTHER VEHICLE OPER COSTS	3.98	0.00	50.00	4.74	50.00
1000-10-1134-000-00000-51300	GARAGE REPAIRS & MAINT	180.33	226.62	200.00	94.71	200.00
1000-10-1134-000-00000-51310	BOOKS,SUBS,MEMBERSHIPS	17.50	17.50	203.00	20.00	200.00
1000-10-1134-000-00000-51320	TRAINING AND CONFERENCES	584.69	304.29	500.00	264.69	700.00
1000-10-1134-000-00000-51500	VEHICLE INSURANCE	607.15	657.11	200.00	0.00	1,630.00
1000-10-1134-000-00000-51545	INSURANCE - PREPAID	0.00	(37.47)	0.00	492.83	493.00
1000-10-1140-000-00000-51000	ADVERTISING	0.00	0.00	0.00	0.00	3,400.00
1000-10-1140-000-00000-51010	PRINTING	0.00	0.00	0.00	0.00	2,000.00
1000-10-1140-000-00000-51030	POSTAGE/OTHER CARRIERS	0.00	0.00	0.00	0.00	25.00
1000-10-1140-000-00000-51050	TELEPHONE	0.00	0.00	0.00	0.00	1,400.00
1000-10-1140-000-00000-51160	PROFESSIONAL SERVICES	0.00	0.00	0.00	0.00	1,500.00
1000-10-1140-000-00000-51310	BOOKS,SUBS,MEMBERSHIPS	0.00	0.00	0.00	0.00	1,550.00
1000-10-1140-000-00000-51320	TRAINING AND CONFERENCES	0.00	0.00	0.00	0.00	4,000.00
1000-10-1140-000-00000-51990	UNCLASSIFIED OPERATING	0.00	0.00	0.00	0.00	1,600.00

**Expenditures (detail) subtotaled by category**

Account	Description	3rd PP-ACTUAL 6/30/2018	2nd PP-ACTUAL 6/30/2019	1st PP-FBUDGET 6/30/2020	1st PP-YTD ACTUAL 6/30/2020	REQUESTED BUDGET 6/30/2021
1000-10-1143-000-00000-51000	ADVERTISING	7,759.85	5,461.15	19,000.00	2,833.40	19,000.00
1000-10-1143-000-00000-51010	PRINTING	5,876.49	11,896.54	13,750.00	3,759.61	16,000.00
1000-10-1143-000-00000-51030	POSTAGE/OTHER CARRIERS	8,376.19	12,045.35	19,300.00	12,622.37	21,000.00
1000-10-1143-000-00000-51050	TELEPHONE	5,230.99	6,147.22	8,773.00	3,426.24	9,000.00
1000-10-1143-000-00000-51110	MAINTENANCE CONTRACTS	48,000.09	47,990.45	47,965.00	0.00	78,885.00
1000-10-1143-000-00000-51120	REPAIRS TO EQUIPMENT	149.43	0.00	3,500.00	0.00	3,500.00
1000-10-1143-000-00000-51140	EQUIPMENT RENTALS	10,567.78	7,467.01	14,460.00	7,556.29	18,000.00
1000-10-1143-000-00000-51150	OFFICE SPACE RENTALS	678.00	100.00	0.00	0.00	0.00
1000-10-1143-000-00000-51160	PROFESSIONAL SERVICES	0.00	0.00	2,000.00	0.00	2,000.00
1000-10-1143-000-00000-51170	NON-PROFESSIONAL SERVICES	0.00	25.00	2,000.00	378.00	2,000.00
1000-10-1143-000-00000-51300	GARAGE REPAIRS & MAINT	656.93	1,236.51	5,000.00	329.28	5,000.00
1000-10-1143-000-00000-51310	BOOKS,SUBS,MEMBERSHIPS	2,040.75	1,718.80	1,653.00	944.00	1,653.00
1000-10-1143-000-00000-51320	TRAINING AND CONFERENCES	25,147.79	32,464.88	44,200.00	25,391.94	45,000.00
1000-10-1143-000-00000-51500	VEHICLE INSURANCE	1,952.14	2,235.80	4,639.00	19.85	4,700.00
1000-10-1143-000-00000-51540	INSURANCE - OTHER	0.80	0.00	0.00	0.00	10,000.00
1000-10-1143-000-00000-51545	INSURANCE - PREPAID	282.68	(90.13)	0.00	1,590.59	0.00
1000-10-1143-000-00000-51990	REIMBURSEMENT FOR ELECTIONS	(23,561.31)	(323,177.80)	(179,219.00)	0.00	(122,386.00)
1000-10-1150-000-00000-51010	PRINTING	0.00	0.00	400.00	0.00	400.00
1000-10-1150-000-00000-51030	POSTAGE/OTHER CARRIERS	7,423.88	9,029.16	6,250.00	(14,703.97)	6,250.00
1000-10-1150-000-00000-51050	TELEPHONE	298,934.67	319,334.91	15,300.00	227,794.45	30,000.00
1000-10-1150-000-00000-51110	MAINTENANCE CONTRACTS	450,729.29	646,893.21	800,865.00	629,772.04	775,000.00
1000-10-1150-000-00000-51120	REPAIRS TO EQUIPMENT	0.00	0.00	10,000.00	0.00	10,000.00
1000-10-1150-000-00000-51130	REPAIRS TO BUILDINGS	0.00	121.82	0.00	0.00	0.00
1000-10-1150-000-00000-51140	EQUIPMENT RENTALS	1,355.16	1,357.30	5,700.00	926.66	5,700.00
1000-10-1150-000-00000-51160	PROFESSIONAL SERVICES	3,186.33	4,394.02	12,000.00	(650.00)	25,000.00
1000-10-1150-000-00000-51295	OTHER VEHICLE OPER COSTS	54.34	0.00	1,000.00	20.00	1,000.00
1000-10-1150-000-00000-51300	GARAGE REPAIRS & MAINT	3,234.58	4,632.78	6,000.00	1,250.30	6,000.00
1000-10-1150-000-00000-51301	INSURANCE REIMB (CR)	0.00	(1,078.07)	0.00	(21,174.78)	0.00
1000-10-1150-000-00000-51310	BOOKS,SUBS,MEMBERSHIPS	522.00	1,232.02	1,000.00	427.63	1,000.00
1000-10-1150-000-00000-51320	TRAINING AND CONFERENCES	3,729.10	3,938.40	10,000.00	1,960.08	10,000.00
1000-10-1150-000-00000-51500	VEHICLE INSURANCE	3,336.49	4,334.21	3,000.00	0.00	3,000.00
1000-10-1150-000-00000-51540	INSURANCE - OTHER	38,117.18	42,182.31	16,000.00	3,532.76	16,000.00
1000-10-1150-000-00000-51545	INSURANCE - PREPAID	(7,392.56)	(4,107.81)	0.00	34,887.40	0.00
1000-10-1150-000-00000-51990	UNCLASSIFIED OPERATING	(28.50)	0.00	0.00	0.00	0.00
1000-10-1152-000-00000-51010	PRINTING	0.00	0.00	200.00	0.00	200.00
1000-10-1152-000-00000-51030	POSTAGE/OTHER CARRIERS	7.92	0.00	700.00	0.00	500.00
1000-10-1152-000-00000-51050	TELEPHONE	4,042.35	4,508.33	4,050.00	2,195.78	4,050.00
1000-10-1152-000-00000-51110	MAINTENANCE CONTRACTS	382,080.47	387,831.76	359,000.00	168,788.98	717,645.00
1000-10-1152-000-00000-51120	REPAIRS TO EQUIPMENT	0.00	0.00	250.00	0.00	250.00
1000-10-1152-000-00000-51140	EQUIPMENT RENTALS	0.00	0.00	1,500.00	0.00	1,500.00
1000-10-1152-000-00000-51250	AERIAL PHOTOS	80,971.02	90,259.33	80,500.00	0.00	86,151.75
1000-10-1152-000-00000-51310	BOOKS,SUBS,MEMBERSHIPS	1,024.55	681.55	1,365.00	752.55	1,500.00
1000-10-1152-000-00000-51320	TRAINING AND CONFERENCES	8,060.35	11,393.83	17,000.00	3,393.59	15,000.00
1000-10-1152-000-00000-51540	INSURANCE - OTHER	0.00	610.00	0.00	0.00	0.00
1000-10-1152-000-00000-51990	UNCLASSIFIED OPERATING	(13,590.00)	(8,755.00)	(5,500.00)	(13,273.00)	(13,000.00)
1000-10-1154-000-00000-51030	POSTAGE/OTHER CARRIERS	17,567.48	(9,495.86)	50,000.00	42,871.81	50,000.00
1000-10-1154-000-00000-51050	TELEPHONE	835.51	832.19	900.00	632.43	1,800.00
1000-10-1154-000-00000-51110	MAINTENANCE CONTRACTS	46,744.25	45,099.03	65,000.00	42,605.15	65,000.00
1000-10-1154-000-00000-51120	REPAIRS TO EQUIPMENT	209.20	76.50	1,700.00	249.70	1,500.00
1000-10-1154-000-00000-51140	EQUIPMENT RENTALS	17,885.62	16,137.01	21,700.00	16,323.22	21,700.00

**Expenditures (detail) subtotaled by category**

Account	Description	3rd PP-ACTUAL 6/30/2018	2nd PP-ACTUAL 6/30/2019	1st PP-FBUDGET 6/30/2020	1st PP-YTD ACTUAL 6/30/2020	REQUESTED BUDGET 6/30/2021
1000-10-1154-000-00000-51160	PROFESSIONAL SERVICES	2,359.00	2,114.00	8,500.00	0.00	8,500.00
1000-10-1154-000-00000-51295	OTHER VEHICLE OPER COSTS	18.87	0.00	0.00	0.00	0.00
1000-10-1154-000-00000-51300	GARAGE REPAIRS & MAINT	1,830.62	1,435.77	3,000.00	967.61	3,000.00
1000-10-1154-000-00000-51301	INSURANCE REIMB (CR)	0.00	0.00	0.00	(254.07)	0.00
1000-10-1154-000-00000-51310	BOOKS,SUBS,MEMBERSHIPS	688.00	482.91	500.00	268.97	500.00
1000-10-1154-000-00000-51320	TRAINING AND CONFERENCES	0.00	656.40	5,000.00	642.75	5,000.00
1000-10-1154-000-00000-51500	VEHICLE INSURANCE	1,932.78	2,104.90	3,000.00	0.00	3,000.00
1000-10-1154-000-00000-51510	BLDG/CONTENTS INSURANCE	0.00	0.00	500.00	0.00	500.00
1000-10-1154-000-00000-51545	INSURANCE - PREPAID	445.26	(200.61)	0.00	1,578.68	0.00
1000-10-1160-000-00000-51000	ADVERTISING	26,081.08	35,285.16	30,000.00	19,252.74	45,000.00
1000-10-1160-000-00000-51010	PRINTING	1,680.80	1,933.92	2,500.00	1,907.55	3,000.00
1000-10-1160-000-00000-51030	POSTAGE/OTHER CARRIERS	1,837.18	1,932.06	2,200.00	1,969.15	1,100.00
1000-10-1160-000-00000-51050	TELEPHONE	1,510.77	1,396.15	1,500.00	949.78	2,000.00
1000-10-1160-000-00000-51110	MAINTENANCE CONTRACTS	17,212.94	19,131.14	23,000.00	21,134.28	30,000.00
1000-10-1160-000-00000-51120	REPAIRS TO EQUIPMENT	0.00	0.00	300.00	0.00	300.00
1000-10-1160-000-00000-51140	EQUIPMENT RENTALS	2,456.40	2,429.98	2,600.00	1,340.43	17,600.00
1000-10-1160-000-00000-51160	PROFESSIONAL SERVICES	262,532.55	250,554.48	267,358.00	133,852.83	288,000.00
1000-10-1160-000-00000-51310	BOOKS,SUBS,MEMBERSHIPS	2,409.98	1,606.93	4,500.00	1,346.00	4,500.00
1000-10-1160-000-00000-51320	TRAINING AND CONFERENCES	49,722.15	3,498.55	4,500.00	663.64	8,000.00
1000-20-1200-000-00000-51030	POSTAGE/OTHER CARRIERS	1,967.77	2,724.52	2,800.00	693.08	2,800.00
1000-20-1200-000-00000-51120	REPAIRS TO EQUIPMENT	0.00	15,086.79	15,200.00	0.00	15,200.00
1000-20-1200-000-00000-51295	OTHER VEHICLE OPER COSTS	601.66	381.02	420.00	152.97	420.00
1000-20-1200-000-00000-51300	GARAGE REPAIRS & MAINT	9,293.08	7,158.12	7,400.00	2,609.49	7,400.00
1000-20-1200-000-00000-51310	BOOKS,SUBS,MEMBERSHIPS	0.00	2,000.00	2,000.00	2,000.00	2,000.00
1000-20-1200-000-00000-51320	TRAINING AND CONFERENCES	353.17	192.81	195.00	205.11	195.00
1000-20-1200-000-00000-51500	VEHICLE INSURANCE	5,244.96	6,881.16	6,890.00	0.00	6,890.00
1000-20-1200-000-00000-51540	INSURANCE - OTHER	3,650.47	2,699.99	2,700.00	298.40	2,700.00
1000-20-1200-000-00000-51545	INSURANCE - PREPAID	(6,141.03)	(1,070.21)	0.00	7,211.24	0.00
1000-20-1201-000-00000-51000	ADVERTISING	0.00	3,880.00	4,346.00	1,760.00	4,346.00
1000-20-1201-000-00000-51010	PRINTING	6,640.42	4,363.88	4,000.00	861.60	4,000.00
1000-20-1201-000-00000-51030	POSTAGE/OTHER CARRIERS	7,967.18	9,247.08	9,400.00	6,649.88	9,400.00
1000-20-1201-000-00000-51050	TELEPHONE	55,178.10	46,330.19	45,000.00	24,607.25	45,000.00
1000-20-1201-000-00000-51060	ELECTRICITY/NAT'L GAS	2,102.60	1,975.29	2,200.00	1,741.24	2,200.00
1000-20-1201-000-00000-51070	WATER/SEWER	4,661.89	4,131.79	4,250.00	2,863.71	4,250.00
1000-20-1201-000-00000-51110	MAINTENANCE CONTRACTS	92,467.42	44,944.94	47,192.00	1,235,916.26	47,192.00
1000-20-1201-000-00000-51120	REPAIRS TO EQUIPMENT	2,755.52	11,676.93	12,000.00	5,707.88	12,000.00
1000-20-1201-000-00000-51140	EQUIPMENT RENTALS	13,178.71	13,359.76	13,400.00	8,341.94	13,400.00
1000-20-1201-000-00000-51160	PROFESSIONAL SERVICES	5,605.00	8,353.75	8,400.00	5,605.00	8,400.00
1000-20-1201-000-00000-51170	NON-PROFESSIONAL SERVICES	43,291.85	41,614.90	42,000.00	29,878.73	42,000.00
1000-20-1201-000-00000-51190	MEDICAL/DENTAL SERVICES	2,500.00	875.00	1,000.00	358.97	1,000.00
1000-20-1201-000-00000-51295	OTHER VEHICLE OPER COSTS	68,752.05	95,153.11	25,000.00	20,133.76	25,000.00
1000-20-1201-000-00000-51300	GARAGE REPAIRS & MAINT	88,656.80	78,425.89	83,000.00	31,866.26	83,000.00
1000-20-1201-000-00000-51301	INSURANCE REIMB (CR)	(12,440.11)	(4,922.86)	0.00	(10,226.16)	0.00
1000-20-1201-000-00000-51310	BOOKS,SUBS,MEMBERSHIPS	15,552.73	14,234.19	14,300.00	15,916.11	14,300.00
1000-20-1201-000-00000-51320	TRAINING AND CONFERENCES	50,321.03	54,284.17	54,629.00	32,557.98	54,629.00
1000-20-1201-000-00000-5132A	TRAVEL-EXTRADITION	260.33	28.06	0.00	0.00	0.00
1000-20-1201-000-00000-51500	VEHICLE INSURANCE	57,654.22	61,311.88	57,768.00	(250.43)	57,768.00
1000-20-1201-000-00000-51530	BONDING (ALL)	3,147.00	3,395.00	3,395.00	930.34	3,395.00
1000-20-1201-000-00000-51540	INSURANCE - OTHER	2,822.68	2,210.70	2,211.00	724.34	2,211.00
1000-20-1201-000-00000-51545	INSURANCE - PREPAID	(2,284.56)	(5,382.62)	0.00	45,272.08	0.00



**Expenditures (detail) subtotaled by category**

Account	Description	3rd PP-ACTUAL 6/30/2018	2nd PP-ACTUAL 6/30/2019	1st PP-FBUDGET 6/30/2020	1st PP-YTD ACTUAL 6/30/2020	REQUESTED BUDGET 6/30/2021
1000-20-1201-000-00000-51990	PERIMETER TEAM	0.00	450.00	0.00	(479.00)	0.00
1000-20-1201-000-00000-51996	HOSTAGE NEGOTIATION TEAM	0.00	0.00	450.00	0.00	450.00
1000-20-1202-000-00000-51010	PRINTING	7,183.27	3,873.36	4,000.00	1,778.39	4,000.00
1000-20-1202-000-00000-51030	POSTAGE/OTHER CARRIERS	84.39	126.03	150.00	100.74	150.00
1000-20-1202-000-00000-51050	TELEPHONE	43,299.06	39,951.63	37,000.00	30,940.73	37,000.00
1000-20-1202-000-00000-51060	ELECTRICITY/NAT'L GAS	5,042.77	3,992.88	4,200.00	3,002.80	4,200.00
1000-20-1202-000-00000-51070	WATER/SEWER	831.69	564.03	600.00	522.95	600.00
1000-20-1202-000-00000-51110	MAINTENANCE CONTRACTS	24,498.15	27,438.24	38,476.00	19,634.85	38,476.00
1000-20-1202-000-00000-51120	REPAIRS TO EQUIPMENT	647.20	1,428.51	1,595.00	1,335.62	1,595.00
1000-20-1202-000-00000-51130	REPAIRS TO BUILDINGS	0.00	775.49	800.00	0.00	800.00
1000-20-1202-000-00000-51140	EQUIPMENT RENTALS	408.10	420.34	450.00	0.00	450.00
1000-20-1202-000-00000-51150	OFFICE SPACE RENTALS	24,200.00	26,400.00	28,600.00	22,000.00	28,600.00
1000-20-1202-000-00000-51160	PROFESSIONAL SERVICES	0.00	0.00	2,245.00	0.00	2,245.00
1000-20-1202-000-00000-51170	NON-PROFESSIONAL SERVICES	4,430.29	2,457.75	0.00	5,731.30	0.00
1000-20-1202-000-00000-51190	MEDICAL/DENTAL SERVICES	0.00	20.00	0.00	0.00	0.00
1000-20-1202-000-00000-51295	OTHER VEHICLE OPER COSTS	234,004.51	196,850.49	75,000.00	30,845.50	75,000.00
1000-20-1202-000-00000-51300	GARAGE REPAIRS & MAINT	228,058.84	191,391.66	197,134.00	127,107.91	197,134.00
1000-20-1202-000-00000-51301	INSURANCE REIMB (CR)	(50,645.85)	(39,258.81)	0.00	(40,537.01)	0.00
1000-20-1202-000-00000-51310	BOOKS,SUBS,MEMBERSHIPS	7,907.78	4,773.11	5,000.00	3,750.97	5,000.00
1000-20-1202-000-00000-51320	TRAINING AND CONFERENCES	36,972.33	38,436.00	40,000.00	35,002.28	40,000.00
1000-20-1202-000-00000-5132A	TRAVEL-EXTRADITION	252.30	2,912.76	0.00	1,108.08	0.00
1000-20-1202-000-00000-51500	VEHICLE INSURANCE	91,778.68	107,857.15	100,303.00	(559.12)	100,303.00
1000-20-1202-000-00000-51510	BLDG/CONTENTS INSURANCE	801.46	870.40	920.00	0.00	920.00
1000-20-1202-000-00000-51530	BONDING (ALL)	100.00	100.00	200.00	100.00	200.00
1000-20-1202-000-00000-51540	INSURANCE - OTHER	8,903.23	8,109.87	8,110.00	724.34	8,110.00
1000-20-1202-000-00000-51545	INSURANCE - PREPAID	6,909.85	(8,833.15)	0.00	84,102.16	0.00
1000-20-1202-000-00000-51990	PERIMETER TEAM	0.00	227.90	0.00	(50.00)	0.00
1000-20-1202-000-00000-51991	K-9 UNIT	(4,521.01)	23,244.06	23,000.00	3,938.68	23,000.00
1000-20-1202-000-00000-51996	HOSTAGE NEGOTIATION TEAM	0.00	315.68	0.00	0.00	0.00
1000-20-1203-000-00000-51050	TELEPHONE	2,617.85	3,114.52	3,100.00	1,103.67	3,100.00
1000-20-1203-000-00000-51060	ELECTRICITY/NAT'L GAS	14,846.51	11,877.21	12,000.00	9,676.10	12,000.00
1000-20-1203-000-00000-51070	WATER/SEWER	478.86	443.71	451.00	299.63	451.00
1000-20-1203-000-00000-51110	MAINTENANCE CONTRACTS	69,735.19	75,185.45	86,300.00	74,924.79	86,300.00
1000-20-1203-000-00000-51120	REPAIRS TO EQUIPMENT	0.00	154.68	5,150.00	150.00	5,150.00
1000-20-1203-000-00000-51150	OFFICE SPACE RENTALS	0.00	0.00	0.00	700.00	0.00
1000-20-1203-000-00000-51160	PROFESSIONAL SERVICES	13,205.00	27,466.01	32,500.00	11,991.74	32,500.00
1000-20-1203-000-00000-51170	NON-PROFESSIONAL SERVICES	795.00	0.00	0.00	1,494.95	0.00
1000-20-1203-000-00000-51295	OTHER VEHICLE OPER COSTS	373.02	352.38	500.00	1,332.60	500.00
1000-20-1203-000-00000-51300	GARAGE REPAIRS & MAINT	2,609.36	3,770.04	3,883.00	2,743.57	3,883.00
1000-20-1203-000-00000-51310	BOOKS,SUBS,MEMBERSHIPS	2,478.66	1,556.41	2,200.00	1,600.20	2,200.00
1000-20-1203-000-00000-51320	TRAINING AND CONFERENCES	23,362.67	12,060.83	15,000.00	8,972.21	15,000.00
1000-20-1203-000-00000-51500	VEHICLE INSURANCE	4,159.65	3,862.93	4,107.00	0.00	4,107.00
1000-20-1203-000-00000-51540	INSURANCE - OTHER	437.04	502.75	532.00	0.00	532.00
1000-20-1203-000-00000-51545	INSURANCE - PREPAID	(1,356.89)	159.29	0.00	3,288.23	0.00
1000-20-1204-000-00000-51010	PRINTING	576.70	190.80	200.00	0.00	200.00
1000-20-1204-000-00000-51050	TELEPHONE	15,581.49	14,580.11	13,529.00	10,537.80	13,529.00
1000-20-1204-000-00000-51060	ELECTRICITY/NAT'L GAS	27,750.11	26,773.59	27,000.00	15,296.94	27,000.00
1000-20-1204-000-00000-51070	WATER/SEWER	991.53	1,393.26	1,400.00	779.52	1,400.00
1000-20-1204-000-00000-51110	MAINTENANCE CONTRACTS	425.00	558.00	575.00	260.00	575.00
1000-20-1204-000-00000-51140	EQUIPMENT RENTALS	160.00	0.00	0.00	727.39	0.00

**Expenditures (detail) subtotaled by category**

Account	Description	3rd PP-ACTUAL 6/30/2018	2nd PP-ACTUAL 6/30/2019	1st PP-FBUDGET 6/30/2020	1st PP-YTD ACTUAL 6/30/2020	REQUESTED BUDGET 6/30/2021
1000-20-1204-000-00000-51150	OFFICE SPACE RENTALS	65,335.80	32,667.90	0.00	459.80	0.00
1000-20-1204-000-00000-51160	PROFESSIONAL SERVICES	0.00	2,336.00	2,400.00	0.00	2,400.00
1000-20-1204-000-00000-51170	NON-PROFESSIONAL SERVICES	0.00	2,299.75	2,300.00	722.31	2,300.00
1000-20-1204-000-00000-51190	MEDICAL/DENTAL SERVICES	0.00	5,961.11	6,110.00	0.00	6,110.00
1000-20-1204-000-00000-51295	OTHER VEHICLE OPER COSTS	38,492.48	37,851.23	15,000.00	2,734.40	15,000.00
1000-20-1204-000-00000-51300	GARAGE REPAIRS & MAINT	62,498.36	51,749.57	53,303.00	25,334.39	53,303.00
1000-20-1204-000-00000-51301	INSURANCE REIMB (CR)	(26,775.12)	(6,740.67)	0.00	(22,721.61)	0.00
1000-20-1204-000-00000-51310	BOOKS,SUBS,MEMBERSHIPS	1,050.00	964.98	1,000.00	1,554.95	1,000.00
1000-20-1204-000-00000-51320	TRAINING AND CONFERENCES	13,022.07	17,976.72	18,000.00	11,474.07	18,000.00
1000-20-1204-000-00000-51500	VEHICLE INSURANCE	24,885.49	26,799.60	26,800.00	(65.31)	26,800.00
1000-20-1204-000-00000-51540	INSURANCE - OTHER	343.36	395.28	400.00	0.00	400.00
1000-20-1204-000-00000-51545	INSURANCE - PREPAID	987.42	(1,435.17)	0.00	19,912.54	0.00
1000-20-1204-000-00000-51990	UNCLASSIFIED OPERATING	0.00	23,490.88	0.00	0.00	0.00
1000-20-1204-000-00000-51991	UNCLASSIFIED-K-9 UNIT	0.00	502.98	500.00	230.05	500.00
1000-20-1205-000-00000-51010	PRINTING	286.20	0.00	0.00	778.88	0.00
1000-20-1205-000-00000-51030	POSTAGE/OTHER CARRIERS	0.00	200.00	200.00	40.00	200.00
1000-20-1205-000-00000-51050	TELEPHONE	4,249.24	5,105.44	5,000.00	2,952.79	5,000.00
1000-20-1205-000-00000-51060	ELECTRICITY/NAT'L GAS	9,150.38	8,587.06	8,700.00	7,652.61	8,700.00
1000-20-1205-000-00000-51070	WATER/SEWER	729.88	829.40	863.00	608.43	863.00
1000-20-1205-000-00000-51110	MAINTENANCE CONTRACTS	5,546.63	17,774.08	17,800.00	6,013.37	17,800.00
1000-20-1205-000-00000-51120	REPAIRS TO EQUIPMENT	3,858.06	1,830.00	1,900.00	786.69	1,900.00
1000-20-1205-000-00000-51140	EQUIPMENT RENTALS	105.42	0.00	0.00	0.00	0.00
1000-20-1205-000-00000-51170	NON-PROFESSIONAL SERVICES	395.99	976.94	1,000.00	1,605.58	1,000.00
1000-20-1205-000-00000-51295	OTHER VEHICLE OPER COSTS	6,057.04	11,631.83	7,923.00	8,241.92	7,923.00
1000-20-1205-000-00000-51300	GARAGE REPAIRS & MAINT	22,964.24	37,554.08	38,700.00	18,703.23	38,700.00
1000-20-1205-000-00000-51301	INSURANCE REIMB (CR)	0.00	(6,009.03)	0.00	0.00	0.00
1000-20-1205-000-00000-51310	BOOKS,SUBS,MEMBERSHIPS	822.48	2,563.98	2,700.00	813.15	2,700.00
1000-20-1205-000-00000-51320	TRAINING AND CONFERENCES	4,712.79	13,767.02	15,000.00	11,213.57	15,000.00
1000-20-1205-000-00000-51330	UNDERCOVER FUNDS-SHERIFF	0.00	15,000.00	15,000.00	10,000.00	15,000.00
1000-20-1205-000-00000-51500	VEHICLE INSURANCE	23,543.99	25,440.95	25,441.00	343.83	25,441.00
1000-20-1205-000-00000-51540	INSURANCE - OTHER	8,049.44	8,558.57	8,600.00	1,022.57	8,600.00
1000-20-1205-000-00000-51545	INSURANCE - PREPAID	(6,262.45)	(1,762.44)	0.00	25,324.25	0.00
1000-20-1205-000-00000-51991	UNCLASSIFIED-K-9 UNIT	8,548.09	4,550.23	5,000.00	4,178.13	5,000.00
1000-20-1205-000-00000-51992	UNCLASSIFIED-SPECIAL RESPONSE	95,893.23	39,238.77	25,000.00	27,971.23	25,000.00
1000-20-1210-000-00000-51010	PRINTING	6,111.97	612.54	650.00	1,742.95	650.00
1000-20-1210-000-00000-51030	POSTAGE/OTHER CARRIERS	132.75	369.69	400.00	166.44	400.00
1000-20-1210-000-00000-51050	TELEPHONE	7,837.22	7,088.95	6,811.00	4,113.81	6,811.00
1000-20-1210-000-00000-51110	MAINTENANCE CONTRACTS	7,809.62	15,701.50	41,000.00	27,424.34	41,000.00
1000-20-1210-000-00000-51120	REPAIRS TO EQUIPMENT	0.00	4,780.00	4,800.00	0.00	4,800.00
1000-20-1210-000-00000-51140	EQUIPMENT RENTALS	3,028.04	2,966.26	3,000.00	1,743.91	3,000.00
1000-20-1210-000-00000-51170	NON-PROFESSIONAL SERVICES	562.53	0.00	0.00	980.00	0.00
1000-20-1210-000-00000-51295	OTHER VEHICLE OPER COSTS	11,100.12	515.00	509.00	5,477.36	509.00
1000-20-1210-000-00000-51300	GARAGE REPAIRS & MAINT	6,808.92	6,173.65	6,359.00	3,823.37	6,359.00
1000-20-1210-000-00000-51301	INSURANCE REIMB (CR)	(16,895.91)	(324.57)	0.00	(5,357.45)	0.00
1000-20-1210-000-00000-51310	BOOKS,SUBS,MEMBERSHIPS	5,379.16	5,549.82	5,600.00	5,696.89	5,600.00
1000-20-1210-000-00000-51320	TRAINING AND CONFERENCES	16,992.44	9,595.66	10,000.00	10,852.33	10,000.00
1000-20-1210-000-00000-51500	VEHICLE INSURANCE	5,857.91	6,044.33	6,208.00	0.00	6,208.00
1000-20-1210-000-00000-51510	BLDG/CONTENTS INSURANCE	406.01	455.64	482.00	0.00	482.00
1000-20-1210-000-00000-51540	INSURANCE - OTHER	3,139.46	3,319.24	3,443.00	50.05	3,443.00
1000-20-1210-000-00000-51545	INSURANCE - PREPAID	(555.77)	(383.93)	0.00	7,044.10	0.00

**Expenditures (detail) subtotaled by category**

Account	Description	3rd PP-ACTUAL 6/30/2018	2nd PP-ACTUAL 6/30/2019	1st PP-FBUDGET 6/30/2020	1st PP-YTD ACTUAL 6/30/2020	REQUESTED BUDGET 6/30/2021
1000-20-1210-000-00000-51990	UNCLASSIFIED OPERATING	74,989.46	83,707.59	85,000.00	127,751.82	85,000.00
1000-20-1211-000-00000-51050	TELEPHONE	397.72	0.00	0.00	51.46	0.00
1000-20-1211-000-00000-51120	REPAIRS TO EQUIPMENT	0.00	0.00	0.00	6,564.53	0.00
1000-20-1211-000-00000-51140	EQUIPMENT RENTALS	4,018.79	2,626.10	0.00	4,503.75	0.00
1000-20-1211-000-00000-51150	OFFICE SPACE RENTALS	0.00	500.00	0.00	600.00	0.00
1000-20-1211-000-00000-51160	PROFESSIONAL SERVICES	7,719.18	3,378.52	0.00	10,902.72	0.00
1000-20-1211-000-00000-51166	DEBRIS REMOVAL/DISPOSAL	16,418.18	0.00	0.00	0.00	0.00
1000-20-1211-000-00000-51168	DEBRIS REMOVAL - MARINE	703,145.28	0.00	0.00	0.00	0.00
1000-20-1211-000-00000-51170	DEBRIS MONITORING	65,109.10	1,868.40	0.00	8,800.23	0.00
1000-20-1211-000-00000-51320	TRAINING AND CONFERENCES	53,506.46	19,690.97	0.00	56,749.65	0.00
1000-20-1220-000-00000-51000	ADVERTISING	429.30	0.00	0.00	0.00	0.00
1000-20-1220-000-00000-51010	PRINTING	198.86	195.70	200.00	303.76	200.00
1000-20-1220-000-00000-51030	POSTAGE/OTHER CARRIERS	0.92	0.00	0.00	34.00	0.00
1000-20-1220-000-00000-51040	LICENSES/PERMITS	0.00	0.00	0.00	18,625.00	0.00
1000-20-1220-000-00000-51050	TELEPHONE	118,270.38	94,151.14	94,616.00	57,219.75	94,616.00
1000-20-1220-000-00000-51051	DATA	1,843.91	1,671.79	1,750.00	1,382.35	1,750.00
1000-20-1220-000-00000-51060	ELECTRICITY/NAT'L GAS	6,017.27	5,727.13	6,000.00	6,759.93	6,000.00
1000-20-1220-000-00000-51110	MAINTENANCE CONTRACTS	1,782,285.79	1,732,341.55	1,735,000.00	258,348.72	1,735,000.00
1000-20-1220-000-00000-51120	REPAIRS TO EQUIPMENT	12,610.56	2,957.91	80,843.00	827.14	80,843.00
1000-20-1220-000-00000-51140	EQUIPMENT RENTALS	2,618.40	2,888.36	2,900.00	2,130.12	2,900.00
1000-20-1220-000-00000-51160	PROFESSIONAL SERVICES	3,235.00	3,976.80	5,000.00	3,235.00	5,000.00
1000-20-1220-000-00000-51170	NON-PROFESSIONAL SERVICES	260.00	0.00	0.00	0.00	0.00
1000-20-1220-000-00000-51190	MEDICAL/DENTAL SERVICES	3,750.00	1,875.00	2,000.00	875.00	2,000.00
1000-20-1220-000-00000-51295	OTHER VEHICLE OPER COSTS	0.00	9,902.87	1,500.00	4,340.14	1,500.00
1000-20-1220-000-00000-51300	GARAGE REPAIRS & MAINT	683.19	229.78	472.00	191.27	472.00
1000-20-1220-000-00000-51301	INSURANCE REIMB (CR)	0.00	(5,193.12)	0.00	0.00	0.00
1000-20-1220-000-00000-51310	BOOKS,SUBS,MEMBERSHIPS	756.35	2,509.14	2,510.00	1,607.49	2,510.00
1000-20-1220-000-00000-51320	TRAINING AND CONFERENCES	13,344.73	16,749.61	17,000.00	9,765.65	17,000.00
1000-20-1220-000-00000-51500	VEHICLE INSURANCE	1,320.14	1,457.44	1,501.00	0.00	1,501.00
1000-20-1220-000-00000-51510	BLDG/CONTENTS INSURANCE	94,089.32	105,351.47	105,512.00	0.00	105,512.00
1000-20-1220-000-00000-51540	INSURANCE - OTHER	144.29	1,326.87	1,367.00	0.00	1,367.00
1000-20-1220-000-00000-51545	INSURANCE - PREPAID	(21,204.55)	(4,393.19)	0.00	76,058.51	0.00
1000-20-1230-000-00000-51010	PRINTING	1,378.71	833.44	1,000.00	1,616.07	2,000.00
1000-20-1230-000-00000-51030	POSTAGE/OTHER CARRIERS	1,212.06	1,059.40	1,100.00	477.55	1,000.00
1000-20-1230-000-00000-51050	TELEPHONE	28,374.57	28,353.61	28,500.00	20,834.31	28,500.00
1000-20-1230-000-00000-51060	ELECTRICITY/NAT'L GAS	51,206.72	53,624.14	58,000.00	33,666.76	58,000.00
1000-20-1230-000-00000-51070	WATER/SEWER/GARBAGE	5,097.83	4,285.90	3,600.00	2,193.81	3,600.00
1000-20-1230-000-00000-51090	GARBAGE SERVICES	1,789.45	1,132.71	1,000.00	888.21	1,200.00
1000-20-1230-000-00000-51110	MAINTENANCE CONTRACTS	65,558.38	72,307.55	210,568.00	66,257.87	210,568.00
1000-20-1230-000-00000-51120	REPAIRS TO EQUIPMENT	4,834.37	5,910.66	5,000.00	5,440.59	6,500.00
1000-20-1230-000-00000-51130	REPAIRS TO BUILDINGS	4,279.73	23,356.26	23,000.00	8,975.71	23,000.00
1000-20-1230-000-00000-51140	EQUIPMENT RENTALS	8,091.33	9,116.34	10,000.00	8,453.20	10,000.00
1000-20-1230-000-00000-51160	PROFESSIONAL SERVICES	17,698.50	29,383.40	15,000.00	26,922.48	39,600.00
1000-20-1230-000-00000-51170	NON-PROFESSIONAL SERVICES	2,480.00	0.00	1,000.00	85.00	1,000.00
1000-20-1230-000-00000-51190	MEDICAL & DENTAL SERVICES	65.00	146.00	0.00	0.00	1,000.00
1000-20-1230-000-00000-51295	OTHER VEHICLE OPER COSTS	4,440.42	9,485.21	5,000.00	5,256.52	5,000.00
1000-20-1230-000-00000-51300	GARAGE REPAIRS & MAINT	97,910.85	139,744.49	90,000.00	54,819.44	90,000.00
1000-20-1230-000-00000-51301	INSURANCE REIMB (CR)	(20,543.55)	(2,815.02)	0.00	(44,185.70)	0.00
1000-20-1230-000-00000-51310	BOOKS,SUBS,MEMBERSHIPS	2,520.16	2,455.48	2,000.00	1,789.18	2,500.00
1000-20-1230-000-00000-51320	TRAINING AND CONFERENCES	14,433.00	29,365.31	30,000.00	10,903.38	40,000.00

**Expenditures (detail) subtotaled by category**

Account	Description	3rd PP-ACTUAL 6/30/2018	2nd PP-ACTUAL 6/30/2019	1st PP-FBUDGET 6/30/2020	1st PP-YTD ACTUAL 6/30/2020	REQUESTED BUDGET 6/30/2021
1000-20-1230-000-00000-51500	VEHICLE INSURANCE	33,048.36	43,581.11	33,000.00	(514.93)	51,425.71
1000-20-1230-000-00000-51510	BLDG/CONTENTS INSURANCE	2,767.39	2,873.05	5,100.00	3,814.63	5,100.00
1000-20-1230-000-00000-51520	MED/PROF LIAB INSURANCE	10,348.00	10,606.90	11,000.00	0.00	12,728.28
1000-20-1230-000-00000-51540	INSURANCE - OTHER	15,637.64	17,974.56	6,900.00	(30.38)	14,049.70
1000-20-1230-000-00000-51545	INSURANCE - PREPAID	336.36	(10,744.62)	0.00	52,743.14	0.00
1000-20-1240-000-00000-51030	POSTAGE/OTHER CARRIERS	229.95	119.17	160.00	136.11	160.00
1000-20-1240-000-00000-51050	TELEPHONE	24,249.68	45,279.33	46,000.00	21,989.63	46,000.00
1000-20-1240-000-00000-51051	DATA	2,469.24	4,945.99	5,000.00	5,259.36	5,000.00
1000-20-1240-000-00000-51052	FIBER	249,537.05	244,100.69	250,000.00	188,482.50	250,000.00
1000-20-1240-000-00000-51060	ELECTRICITY/NAT'L GAS	84,734.87	73,407.15	75,000.00	52,336.22	75,000.00
1000-20-1240-000-00000-51110	MAINTENANCE CONTRACTS	0.00	0.00	2,756.00	0.00	2,756.00
1000-20-1240-000-00000-51120	REPAIRS TO EQUIPMENT	7,272.76	52,428.29	40,000.00	36,710.34	40,000.00
1000-20-1240-000-00000-51170	NON-PROFESSIONAL SERVICES	68.90	8,500.00	9,000.00	0.00	9,000.00
1000-20-1240-000-00000-51190	MEDICAL/DENTAL SERVICES	0.00	964.00	1,000.00	0.00	1,000.00
1000-20-1240-000-00000-51295	OTHER VEHICLE OPER COSTS	6,433.99	4,044.23	3,985.00	7,771.85	3,985.00
1000-20-1240-000-00000-51300	GARAGE REPAIRS & MAINT	10,059.00	7,033.61	7,464.00	6,490.93	7,464.00
1000-20-1240-000-00000-51301	INSURANCE REIMB (CR)	(44,384.76)	(24,530.00)	0.00	(9,889.65)	0.00
1000-20-1240-000-00000-51310	BOOKS,SUBS,MEMBERSHIPS	0.00	0.00	0.00	200.00	0.00
1000-20-1240-000-00000-51320	TRAINING AND CONFERENCES	10.04	2,649.56	2,700.00	74.31	2,700.00
1000-20-1240-000-00000-51500	VEHICLE INSURANCE	5,435.98	4,427.52	4,687.00	86.87	4,687.00
1000-20-1240-000-00000-51540	INSURANCE - OTHER	71,802.87	82,520.38	83,209.00	87.42	83,209.00
1000-20-1240-000-00000-51545	INSURANCE - PREPAID	(755.56)	(8,515.91)	0.00	65,254.63	0.00
1000-20-1241-000-00000-51010	PRINTING	0.00	93.28	150.00	0.00	150.00
1000-20-1241-000-00000-51030	POSTAGE/OTHER CARRIERS	68.51	9.69	250.00	4.30	250.00
1000-20-1241-000-00000-51050	TELEPHONE	4,617.86	6,157.08	13,390.00	3,864.01	13,390.00
1000-20-1241-000-00000-51060	ELECTRICITY/NAT'L GAS	4,976.86	5,487.98	6,000.00	3,834.53	6,000.00
1000-20-1241-000-00000-51110	MAINTENANCE CONTRACTS	3,865.61	4,106.62	6,800.00	4,371.91	6,800.00
1000-20-1241-000-00000-51120	REPAIRS TO EQUIPMENT	71,489.37	35,585.87	20,000.00	2,363.32	20,000.00
1000-20-1241-000-00000-51140	EQUIPMENT RENTALS	1,054.70	350.00	0.00	0.00	0.00
1000-20-1241-000-00000-51150	OFFICE SPACE RENTALS	3,300.00	3,600.00	0.00	3,000.00	0.00
1000-20-1241-000-00000-51170	NON-PROFESSIONAL SERVICES	3,430.00	3,430.00	3,430.00	3,430.00	3,430.00
1000-20-1241-000-00000-51295	OTHER VEHICLE OPER COSTS	174.64	860.84	700.00	0.00	700.00
1000-20-1241-000-00000-51300	GARAGE REPAIRS & MAINT	9,894.77	14,737.40	11,813.00	3,476.61	11,813.00
1000-20-1241-000-00000-51301	INSURANCE REIMB (CR)	(5,652.07)	(70,396.69)	0.00	0.00	0.00
1000-20-1241-000-00000-51310	BOOKS,SUBS,MEMBERSHIPS	1,843.64	1,170.29	1,759.00	640.00	1,759.00
1000-20-1241-000-00000-51320	TRAINING AND CONFERENCES	6,923.26	5,478.67	7,095.00	542.36	7,095.00
1000-20-1241-000-00000-51500	VEHICLE INSURANCE	6,381.07	5,189.03	5,500.00	104.71	7,200.00
1000-20-1241-000-00000-51540	INSURANCE - OTHER	237.28	262.76	263.00	0.00	263.00
1000-20-1241-000-00000-51545	INSURANCE - PREPAID	16.01	(293.19)	0.00	4,064.45	0.00
1000-20-1250-000-00000-51010	PRINTING	4,318.54	3,230.45	5,210.00	2,734.92	5,210.00
1000-20-1250-000-00000-51030	POSTAGE/OTHER CARRIERS	313.26	188.61	1,200.00	315.40	1,200.00
1000-20-1250-000-00000-51050	TELEPHONE	4,396.89	4,846.96	4,800.00	3,151.20	4,800.00
1000-20-1250-000-00000-51060	ELECTRICITY/NAT'L GAS	215,409.41	188,644.25	220,403.00	153,462.67	220,403.00
1000-20-1250-000-00000-51070	WATER/SEWER	77,198.18	80,773.40	81,000.00	60,924.84	81,000.00
1000-20-1250-000-00000-51110	MAINTENANCE CONTRACTS	8,918.98	7,260.05	8,000.00	7,873.35	8,000.00
1000-20-1250-000-00000-51120	REPAIRS TO EQUIPMENT	17,379.82	11,226.35	10,000.00	7,069.05	10,000.00
1000-20-1250-000-00000-51130	REPAIRS TO BUILDINGS	4,561.87	8,312.71	12,000.00	2,321.90	12,000.00
1000-20-1250-000-00000-51140	EQUIPMENT RENTALS	5,364.72	5,373.14	5,500.00	3,158.89	5,500.00
1000-20-1250-000-00000-51160	PROFESSIONAL SERVICES	4,668.81	3,648.65	4,000.00	2,926.78	4,000.00
1000-20-1250-000-00000-51170	NON-PROFESSIONAL SERVICES	7,928.00	4,323.00	4,400.00	2,886.00	4,400.00

**Expenditures (detail) subtotaled by category**

Account	Description	3rd PP-ACTUAL 6/30/2018	2nd PP-ACTUAL 6/30/2019	1st PP-FBUDGET 6/30/2020	1st PP-YTD ACTUAL 6/30/2020	REQUESTED BUDGET 6/30/2021
1000-20-1250-000-00000-51190	MEDICAL/DENTAL SERVICES	640,978.58	607,995.02	729,000.00	466,022.77	1,458,000.00
1000-20-1250-000-00000-51191	MEDICAL/DENTAL SERV REIM (CR)	(2,402.05)	(3,223.92)	0.00	(11,405.27)	0.00
1000-20-1250-000-00000-51200	MEALS/CONTRACTED SERVICES	275,479.72	306,071.31	307,800.00	209,879.81	320,000.00
1000-20-1250-000-00000-51260	PEST CONTROL SERVICES	0.00	1,000.00	1,000.00	1,000.00	1,000.00
1000-20-1250-000-00000-51295	OTHER VEHICLE OPER COSTS	2,456.02	815.00	0.00	0.00	0.00
1000-20-1250-000-00000-51300	GARAGE REPAIRS & MAINT	3,466.05	6,368.63	8,000.00	4,522.08	8,000.00
1000-20-1250-000-00000-51301	INSURANCE REIMB (CR)	(200.00)	0.00	0.00	0.00	0.00
1000-20-1250-000-00000-51310	BOOKS,SUBS,MEMBERSHIPS	1,448.42	2,575.27	1,785.00	1,758.73	1,785.00
1000-20-1250-000-00000-51320	TRAINING AND CONFERENCES	4,927.15	12,218.05	10,000.00	5,730.99	10,000.00
1000-20-1250-000-00000-51500	VEHICLE INSURANCE	5,591.77	5,348.05	4,850.00	205.60	8,140.00
1000-20-1250-000-00000-51520	MED/PROF LIAB INSURANCE	859.00	2,577.00	950.00	0.00	859.00
1000-20-1250-000-00000-51545	INSURANCE - PREPAID	353.67	(1,155.70)	0.00	5,993.78	0.00
1000-20-1250-000-00000-51990	REIMBURSEMENTS	0.00	0.00	0.00	(3,901.82)	0.00
1000-20-1260-000-00000-51000	ADVERTISING	0.00	3,999.80	4,300.00	4,285.50	1,000.00
1000-20-1260-000-00000-51010	PRINTING	636.74	877.68	500.00	231.66	2,000.00
1000-20-1260-000-00000-51030	POSTAGE/OTHER CARRIERS	441.71	518.41	3,700.00	482.35	5,500.00
1000-20-1260-000-00000-51050	TELEPHONE	7,103.86	7,931.24	6,500.00	5,675.79	6,500.00
1000-20-1260-000-00000-51110	MAINTENANCE CONTRACTS	9,850.87	73,235.83	47,500.00	61,520.18	61,520.00
1000-20-1260-000-00000-51120	REPAIRS TO EQUIPMENT	0.00	0.00	474.00	0.00	474.00
1000-20-1260-000-00000-51140	EQUIPMENT RENTALS	3,246.00	3,596.04	2,000.00	2,114.14	2,000.00
1000-20-1260-000-00000-51160	PROFESSIONAL SERVICES	0.00	0.00	1,500.00	25.00	4,000.00
1000-20-1260-000-00000-51295	OTHER VEHICLE OPER COSTS	247.74	297.50	0.00	90.00	0.00
1000-20-1260-000-00000-51300	GARAGE REPAIRS & MAINT	8,274.54	5,304.36	5,000.00	4,071.61	5,000.00
1000-20-1260-000-00000-51310	BOOKS,SUBS,MEMBERSHIPS	5,272.09	7,579.93	8,500.00	8,819.97	4,500.00
1000-20-1260-000-00000-51320	TRAINING AND CONFERENCES	8,056.04	3,012.05	6,000.00	3,825.26	6,000.00
1000-20-1260-000-00000-51500	VEHICLE INSURANCE	4,416.63	6,737.70	5,700.00	258.63	5,700.00
1000-20-1260-000-00000-51545	INSURANCE - PREPAID	251.34	(1,873.28)	0.00	5,053.28	0.00
1000-20-1261-000-00000-51010	PRINTING	557.85	250.31	250.00	281.63	1,500.00
1000-20-1261-000-00000-51030	POSTAGE/OTHER CARRIERS	1,262.63	1,131.15	250.00	722.87	1,500.00
1000-20-1261-000-00000-51050	TELEPHONE	2,239.27	2,363.34	1,040.00	1,475.30	1,040.00
1000-20-1261-000-00000-51110	MAINTENANCE CONTRACTS	0.00	0.00	20,000.00	0.00	20,000.00
1000-20-1261-000-00000-51160	PROFESSIONAL SERVICES	1,060.00	1,274.00	500.00	1,284.00	1,300.00
1000-20-1261-000-00000-51295	OTHER VEHICLE OPER COSTS	17.00	0.00	0.00	0.00	0.00
1000-20-1261-000-00000-51300	GARAGE REPAIRS & MAINT	4,995.16	4,272.62	1,500.00	1,908.73	1,500.00
1000-20-1261-000-00000-51301	INSURANCE REIMB (CR)	0.00	0.00	0.00	(225.00)	0.00
1000-20-1261-000-00000-51310	BOOKS,SUBS,MEMBERSHIPS	750.00	104.09	0.00	0.00	0.00
1000-20-1261-000-00000-51320	TRAINING AND CONFERENCES	0.00	0.00	300.00	495.00	500.00
1000-20-1261-000-00000-51500	VEHICLE INSURANCE	3,163.56	4,671.89	2,235.00	(27.11)	2,910.12
1000-20-1261-000-00000-51545	INSURANCE - PREPAID	(529.01)	(824.90)	0.00	3,106.42	0.00
1000-20-1261-000-00000-51990	UNCLASSIFIED OPERATING	0.00	30.92	0.00	0.00	0.00
1000-20-1270-000-00000-51000	ADVERTISING	97.12	254.99	0.00	3,787.15	0.00
1000-20-1270-000-00000-51010	PRINTING	2,596.52	3,573.04	4,000.00	1,786.86	10,000.00
1000-20-1270-000-00000-51030	POSTAGE/OTHER CARRIERS	222.17	366.82	600.00	225.50	600.00
1000-20-1270-000-00000-51040	LICENSES/PERMITS	126.80	3,710.00	4,000.00	4,126.00	4,000.00
1000-20-1270-000-00000-51050	TELEPHONE	9,802.26	7,691.79	8,000.00	7,711.89	8,000.00
1000-20-1270-000-00000-51060	ELECTRICITY/NAT'L GAS	26,754.57	8,514.11	60,000.00	43,019.92	85,000.00
1000-20-1270-000-00000-51070	WATER/SEWER	4,519.57	3,856.24	10,000.00	4,399.44	10,000.00
1000-20-1270-000-00000-51100	HEATING FUELS	14,158.78	4,846.76	20,000.00	0.00	0.00
1000-20-1270-000-00000-51110	MAINTENANCE CONTRACTS	0.00	176.30	0.00	96.17	20,000.00
1000-20-1270-000-00000-51120	REPAIRS TO EQUIPMENT	369.51	1,878.00	4,000.00	2,441.00	4,000.00

**Expenditures (detail) subtotaled by category**

Account	Description	3rd PP-ACTUAL 6/30/2018	2nd PP-ACTUAL 6/30/2019	1st PP-FBUDGET 6/30/2020	1st PP-YTD ACTUAL 6/30/2020	REQUESTED BUDGET 6/30/2021
1000-20-1270-000-00000-51140	EQUIPMENT RENTALS	992.02	1,218.11	1,000.00	858.11	1,000.00
1000-20-1270-000-00000-51160	PROFESSIONAL SERVICES	145,551.78	192,725.70	170,745.00	198,008.07	200,000.00
1000-20-1270-000-00000-51161	ANIMAL RESTITUTIONS (CR)	(3,479.00)	(23,157.77)	0.00	(4,284.00)	0.00
1000-20-1270-000-00000-51165	SPAY/NEUTER	97,925.45	77,856.37	100,000.00	25,111.00	100,000.00
1000-20-1270-000-00000-51166	RECOVERY OF SPAY/NEUTER FEES	(7,047.50)	(5,488.50)	(5,000.00)	(1,511.25)	0.00
1000-20-1270-000-00000-51170	NON-PROFESSIONAL SERVICES	0.00	0.00	0.00	40.65	0.00
1000-20-1270-000-00000-51260	PEST CONTROL SERVICES	1,800.00	1,800.00	1,800.00	1,200.00	1,800.00
1000-20-1270-000-00000-51295	OTHER VEHICLE OPER COSTS	465.57	97.06	0.00	60.00	0.00
1000-20-1270-000-00000-51300	GARAGE REPAIRS & MAINT	21,677.60	10,467.75	0.00	6,916.47	5,000.00
1000-20-1270-000-00000-51301	INSURANCE REIMB (CR)	0.00	181.86	0.00	(2,417.97)	0.00
1000-20-1270-000-00000-51310	BOOKS,SUBS,MEMBERSHIPS	553.71	225.00	0.00	128.27	0.00
1000-20-1270-000-00000-51320	TRAINING AND CONFERENCES	5,567.78	476.05	0.00	1,112.52	4,000.00
1000-20-1270-000-00000-51500	VEHICLE INSURANCE	3,651.81	3,881.11	5,000.00	0.00	0.00
1000-20-1270-000-00000-51540	INSURANCE - OTHER	44.80	64.56	65.00	0.00	0.00
1000-20-1270-000-00000-51545	INSURANCE - PREPAID	490.04	600.56	0.00	2,970.49	3,000.00
1000-20-1270-000-00000-51951	TABBY HOUSE REVENUES (CR)	(3,524.20)	(2,712.89)	(2,000.00)	(864.00)	0.00
1000-20-1270-000-00000-51952	TABBY HOUSE EXPENSES	19,451.77	22,216.15	22,000.00	18,022.79	0.00
1000-20-1270-000-00000-51990	UNCLASSIFIED OPERATING	567.90	908.08	0.00	1,234.99	0.00
1000-30-1300-000-00000-51050	TELEPHONE	564.62	93.52	0.00	0.00	0.00
1000-30-1300-000-00000-51320	TRAINING AND CONFERENCES	0.00	0.00	0.00	76.56	0.00
1000-30-1301-000-00000-51050	TELEPHONE	1,377.91	1,469.57	1,400.00	1,193.15	1,600.00
1000-30-1301-000-00000-51110	MAINTENANCE CONTRACTS	0.00	4.11	0.00	5.34	0.00
1000-30-1301-000-00000-51120	REPAIRS TO EQUIPMENT	0.00	886.51	3,500.00	1,655.03	2,000.00
1000-30-1301-000-00000-51135	REPAIRS TO BOAT LANDINGS	0.00	0.00	0.00	1,222.32	0.00
1000-30-1301-000-00000-51140	EQUIPMENT RENTALS	8,021.89	5,982.43	500.00	298.79	7,000.00
1000-30-1301-000-00000-51160	PROFESSIONAL SERVICES	295.58	17,205.00	500.00	284.00	0.00
1000-30-1301-000-00000-51170	NON-PROFESSIONAL SERVICES	18.27	1,700.00	50,000.00	20,175.00	150,000.00
1000-30-1301-000-00000-51295	OTHER VEHICLE OPER COSTS	314.06	265.29	800.00	429.54	500.00
1000-30-1301-000-00000-51300	GARAGE REPAIRS & MAINT	79,163.57	65,116.82	75,250.00	22,164.89	70,000.00
1000-30-1301-000-00000-51301	INSURANCE REIMB (CR)	(14,837.00)	(808.96)	0.00	(8,773.14)	8,775.00
1000-30-1301-000-00000-51310	BOOKS,SUBS,MEMBERSHIPS	808.64	641.63	500.00	0.00	500.00
1000-30-1301-000-00000-51320	TRAINING AND CONFERENCES	1,157.35	438.24	700.00	570.00	2,500.00
1000-30-1301-000-00000-51500	VEHICLE INSURANCE	6,108.32	9,146.17	5,312.00	0.00	9,150.00
1000-30-1301-000-00000-51540	INSURANCE - OTHER	7,475.56	10,318.79	4,448.00	(48.31)	10,320.00
1000-30-1301-000-00000-51545	INSURANCE - PREPAID	(420.79)	(2,757.74)	0.00	12,832.28	12,832.00
1000-30-1301-000-00000-51990	UNCLASSIFIED OPERATING	357.11	0.00	2,800.00	0.00	2,800.00
1000-30-1302-000-00000-51000	ADVERTISING	0.00	325.00	0.00	0.00	0.00
1000-30-1302-000-00000-51010	PRINTING	0.00	242.73	100.00	65.27	200.00
1000-30-1302-000-00000-51030	POSTAGE/OTHER CARRIERS	396.86	9.50	400.00	3.35	400.00
1000-30-1302-000-00000-51050	TELEPHONE	6,641.70	6,864.99	1,000.00	5,616.80	7,000.00
1000-30-1302-000-00000-51110	MAINTENANCE CONTRACTS	0.00	0.00	800.00	0.00	800.00
1000-30-1302-000-00000-51120	REPAIRS TO EQUIPMENT	0.00	79.36	0.00	0.00	0.00
1000-30-1302-000-00000-51140	EQUIPMENT RENTALS	1,836.24	1,839.14	3,000.00	1,147.63	2,000.00
1000-30-1302-000-00000-51170	NON-PROFESSIONAL SERVICES	0.00	0.00	102,271.00	0.00	188,100.00
1000-30-1302-000-00000-51295	OTHER VEHICLE OPER COSTS	60.00	636.02	0.00	0.00	0.00
1000-30-1302-000-00000-51300	GARAGE REPAIRS & MAINT	1,069.28	4,608.13	1,000.00	1,969.99	5,000.00
1000-30-1302-000-00000-51310	BOOKS,SUBS,MEMBERSHIPS	694.00	2,598.32	750.00	800.00	3,000.00
1000-30-1302-000-00000-51320	TRAINING AND CONFERENCES	4,291.89	10,813.90	12,000.00	6,547.07	20,000.00
1000-30-1302-000-00000-51500	VEHICLE INSURANCE	2,106.23	3,558.05	590.00	0.00	3,560.00
1000-30-1302-000-00000-51545	INSURANCE - PREPAID	12.15	(286.61)	0.00	2,668.54	2,669.00



**Expenditures (detail) subtotaled by category**

Account	Description	3rd PP-ACTUAL 6/30/2018	2nd PP-ACTUAL 6/30/2019	1st PP-FBUDGET 6/30/2020	1st PP-YTD ACTUAL 6/30/2020	REQUESTED BUDGET 6/30/2021
1000-30-1302-000-00000-51990	UNCLASSIFIED OPERATING	0.00	0.00	1,200.00	0.00	1,200.00
1000-30-1310-000-00000-51010	PRINTING	574.46	855.37	750.00	106.90	750.00
1000-30-1310-000-00000-51050	TELEPHONE	6,993.59	7,976.36	2,700.00	6,028.25	3,500.00
1000-30-1310-000-00000-51060	ELECTRICITY/NAT'L GAS	931,546.86	788,205.57	882,888.00	560,657.23	882,888.00
1000-30-1310-000-00000-51070	WATER/SEWER	68,070.23	47,593.70	60,320.00	38,223.83	60,320.00
1000-30-1310-000-00000-51090	GARBAGE SERVICES	24,479.26	26,548.01	28,000.00	17,920.18	28,000.00
1000-30-1310-000-00000-51110	MAINTENANCE CONTRACTS	66,862.94	80,559.34	80,000.00	78,594.44	80,000.00
1000-30-1310-000-00000-51120	REPAIRS TO EQUIPMENT	0.00	15,274.00	18,000.00	5,799.32	18,000.00
1000-30-1310-000-00000-51130	REPAIRS TO BUILDINGS	776,258.27	621,186.65	1,100,000.00	298,803.10	1,000,000.00
1000-30-1310-000-00000-51160	PROFESSIONAL SERVICES	194,943.81	136,127.41	118,900.00	31,178.16	1,016,292.00
1000-30-1310-000-00000-51210	CLEANING SERVICES	590,956.51	592,778.56	600,000.00	429,863.24	539,000.00
1000-30-1310-000-00000-51260	PEST CONTROL SERVICES	42,071.95	39,289.14	39,800.00	27,952.92	41,000.00
1000-30-1310-000-00000-51295	OTHER VEHICLE OPER COSTS	288.24	258.95	250.00	16.95	250.00
1000-30-1310-000-00000-51300	GARAGE REPAIRS & MAINT	1,465.32	922.55	4,500.00	182.89	6,750.00
1000-30-1310-000-00000-51301	INSURANCE REIMB (CR)	(19,213.18)	(28,497.70)	(14,000.00)	(47,747.75)	0.00
1000-30-1310-000-00000-51310	BOOKS,SUBS,MEMBERSHIPS	347.53	165.70	975.00	1,186.00	975.00
1000-30-1310-000-00000-51320	TRAINING AND CONFERENCES	583.00	956.49	1,500.00	0.00	3,000.00
1000-30-1310-000-00000-51500	VEHICLE INSURANCE	4,301.66	4,237.63	2,120.00	0.00	3,989.00
1000-30-1310-000-00000-51510	BLDG/CONTENTS INSURANCE	227,832.39	316,143.00	116,702.00	(228.06)	143,544.00
1000-30-1310-000-00000-51540	INSURANCE - OTHER	40,579.56	48,881.96	475.00	(454.42)	475.00
1000-30-1310-000-00000-51545	INSURANCE - PREPAID	(58,582.45)	(44,461.66)	0.00	249,309.22	0.00
1000-30-1310-000-00000-51990	UNCLASSIFIED OPERATING	176.28	1,023.83	0.00	50.50	400.00
1000-30-1311-000-00000-51010	PRINTING	0.00	0.00	1,100.00	0.00	1,100.00
1000-30-1311-000-00000-51030	POSTAGE/OTHER CARRIERS	0.00	0.00	250.00	0.00	250.00
1000-30-1311-000-00000-51050	TELEPHONE	3,337.05	2,802.58	3,000.00	3,621.67	4,500.00
1000-30-1311-000-00000-51110	MAINTENANCE CONTRACTS	1,806.73	14.78	0.00	0.00	0.00
1000-30-1311-000-00000-51120	REPAIRS TO EQUIPMENT	247,051.61	219,186.10	200,000.00	177,629.12	220,000.00
1000-30-1311-000-00000-51130	REPAIRS TO BUILDINGS	53,740.24	41,821.71	50,000.00	33,759.13	65,000.00
1000-30-1311-000-00000-51135	REPAIRS TO BOAT LANDINGS	1,028.00	0.00	2,000.00	0.00	0.00
1000-30-1311-000-00000-51140	EQUIPMENT RENTALS	7,873.05	7,950.08	9,500.00	1,920.25	9,500.00
1000-30-1311-000-00000-51160	PROFESSIONAL SERVICES	34,150.58	28,106.27	35,400.00	33,175.95	35,400.00
1000-30-1311-000-00000-51295	OTHER VEHICLE OPER COSTS	34.00	0.00	0.00	0.00	0.00
1000-30-1311-000-00000-51300	GARAGE REPAIRS & MAINT	20,071.92	25,258.76	17,000.00	17,664.08	17,000.00
1000-30-1311-000-00000-51301	INSURANCE REIMB (CR)	0.00	(324.57)	0.00	(195.00)	0.00
1000-30-1311-000-00000-51310	BOOKS,SUBS,MEMBERSHIPS	0.00	0.00	500.00	0.00	500.00
1000-30-1311-000-00000-51320	TRAINING AND CONFERENCES	497.60	4,674.55	3,740.00	3,916.03	9,100.00
1000-30-1311-000-00000-51500	VEHICLE INSURANCE	10,993.57	15,868.35	10,500.00	0.00	14,805.00
1000-30-1311-000-00000-51510	BLDG/CONTENTS INSURANCE	27.00	30.25	0.00	0.00	0.00
1000-30-1311-000-00000-51540	INSURANCE - OTHER	1,092.13	919.22	1,534.00	0.00	1,534.00
1000-30-1311-000-00000-51545	INSURANCE - PREPAID	920.12	(3,063.00)	0.00	12,166.83	0.00
1000-30-1311-000-00000-51990	UNCLASSIFIED OPERATING	5,587.88	6,436.18	5,500.00	3,868.91	5,500.00
1000-30-1312-000-00000-51010	PRINTING	0.00	0.00	120.00	0.00	120.00
1000-30-1312-000-00000-51030	POSTAGE/OTHER CARRIERS	0.00	0.00	100.00	14.35	100.00
1000-30-1312-000-00000-51050	TELEPHONE	1,845.09	1,126.99	1,500.00	1,028.48	1,500.00
1000-30-1312-000-00000-51110	MAINTENANCE CONTRACTS	3,723.76	0.00	1,600.00	0.00	1,600.00
1000-30-1312-000-00000-51120	REPAIRS TO EQUIPMENT	5,177.57	3,410.61	7,000.00	3,647.87	7,000.00
1000-30-1312-000-00000-51135	REPAIRS TO BOAT LANDINGS	0.00	0.00	1,000.00	0.00	1,000.00
1000-30-1312-000-00000-51140	EQUIPMENT RENTALS	1,528.15	457.92	4,500.00	269.22	4,500.00
1000-30-1312-000-00000-51160	PROFESSIONAL SERVICES	14,231.00	3,450.00	12,000.00	0.00	7,000.00
1000-30-1312-000-00000-51295	OTHER VEHICLE OPER COSTS	2,573.05	2,263.50	2,000.00	941.69	2,000.00



**Expenditures (detail) subtotaled by category**

Account	Description	3rd PP-ACTUAL 6/30/2018	2nd PP-ACTUAL 6/30/2019	1st PP-FBUDGET 6/30/2020	1st PP-YTD ACTUAL 6/30/2020	REQUESTED BUDGET 6/30/2021
1000-30-1312-000-00000-51300	GARAGE REPAIRS & MAINT	125,992.02	57,120.31	135,000.00	26,707.40	67,500.00
1000-30-1312-000-00000-51301	INSURANCE REIMB (CR)	(3,856.92)	(8,313.11)	(17,599.00)	(17,599.00)	0.00
1000-30-1312-000-00000-51310	BOOKS,SUBS,MEMBERSHIPS	0.00	0.00	900.00	0.00	900.00
1000-30-1312-000-00000-51320	TRAINING AND CONFERENCES	939.16	892.14	3,000.00	340.00	5,000.00
1000-30-1312-000-00000-51500	VEHICLE INSURANCE	14,582.54	8,040.09	8,256.00	80.68	11,641.00
1000-30-1312-000-00000-51540	INSURANCE - OTHER	2,858.66	1,101.85	5,600.00	465.49	5,600.00
1000-30-1312-000-00000-51545	INSURANCE - PREPAID	3,444.31	6,319.81	0.00	6,960.34	0.00
1000-30-1312-000-00000-51990	UNCLASSIFIED OPERATING	2,421.94	7,485.10	9,555.00	8,125.37	11,466.00
1000-30-1320-000-00000-51050	TELEPHONE	1,037.98	1,246.54	1,000.00	997.72	1,500.00
1000-30-1320-000-00000-51120	REPAIRS TO EQUIPMENT	784.61	0.00	1,000.00	301.89	1,000.00
1000-30-1320-000-00000-51135	REPAIRS TO BOAT LANDINGS	0.00	0.00	9,500.00	2,498.45	9,500.00
1000-30-1320-000-00000-51140	EQUIPMENT RENTALS	11,500.00	0.00	0.00	0.00	0.00
1000-30-1320-000-00000-51160	PROFESSIONAL SERVICES	8,723.00	99,867.00	2,000.00	3,150.00	17,000.00
1000-30-1320-000-00000-51170	NON-PROFESSIONAL SERVICES	0.00	8,828.00	0.00	0.00	0.00
1000-30-1320-000-00000-51295	OTHER VEHICLE OPER COSTS	79.28	1,023.25	0.00	526.79	0.00
1000-30-1320-000-00000-51300	GARAGE REPAIRS & MAINT	179,075.27	109,849.85	100,000.00	40,446.75	100,000.00
1000-30-1320-000-00000-51301	INSURANCE REIMB (CR)	(2,070.98)	69.00	0.00	(334.50)	335.00
1000-30-1320-000-00000-51310	BOOKS,SUBS,MEMBERSHIPS	167.00	0.00	300.00	0.00	300.00
1000-30-1320-000-00000-51320	TRAINING AND CONFERENCES	307.67	810.75	500.00	306.05	5,000.00
1000-30-1320-000-00000-51500	VEHICLE INSURANCE	7,916.21	10,347.05	6,405.00	191.13	10,350.00
1000-30-1320-000-00000-51540	INSURANCE - OTHER	9,067.28	10,548.24	1,439.00	(369.94)	10,550.00
1000-30-1320-000-00000-51545	INSURANCE - PREPAID	(1,504.05)	(1,960.42)	0.00	15,224.19	15,250.00
1000-30-1320-000-00000-51990	UNCLASSIFIED OPERATING	793.18	1,000.00	2,000.00	0.00	2,000.00
1000-30-1321-000-00000-51050	TELEPHONE	1,442.19	1,046.81	850.00	803.16	1,200.00
1000-30-1321-000-00000-51120	REPAIRS TO EQUIPMENT	139.91	393.70	1,500.00	84.90	1,500.00
1000-30-1321-000-00000-51135	REPAIRS TO BOAT LANDINGS	0.00	0.00	8,500.00	112.35	8,500.00
1000-30-1321-000-00000-51140	EQUIPMENT RENTALS	764.76	765.96	1,300.00	450.31	800.00
1000-30-1321-000-00000-51160	PROFESSIONAL SERVICES	3,050.00	13,338.00	2,000.00	0.00	2,000.00
1000-30-1321-000-00000-51170	NON-PROFESSIONAL SERVICES	0.00	43,505.40	0.00	8,300.00	15,000.00
1000-30-1321-000-00000-51230	TRANSPORTATION SERVICES	0.00	2,395.60	4,000.00	1,303.80	4,000.00
1000-30-1321-000-00000-51295	OTHER VEHICLE OPER COSTS	17.00	9.55	250.00	126.75	250.00
1000-30-1321-000-00000-51300	GARAGE REPAIRS & MAINT	51,997.40	77,469.58	48,125.00	32,210.27	45,000.00
1000-30-1321-000-00000-51301	INSURANCE REIMB (CR)	0.00	(12,612.98)	0.00	0.00	0.00
1000-30-1321-000-00000-51310	BOOKS,SUBS,MEMBERSHIPS	300.00	0.00	300.00	0.00	300.00
1000-30-1321-000-00000-51320	TRAINING AND CONFERENCES	0.00	0.00	500.00	0.00	2,500.00
1000-30-1321-000-00000-51500	VEHICLE INSURANCE	5,090.40	5,006.24	4,330.00	0.00	5,100.00
1000-30-1321-000-00000-51540	INSURANCE - OTHER	4,794.81	4,099.65	4,208.00	0.00	4,208.00
1000-30-1321-000-00000-51545	INSURANCE - PREPAID	(492.87)	286.55	0.00	7,019.14	7,020.00
1000-30-1321-000-00000-51990	UNCLASSIFIED OPERATING	277.29	0.00	3,500.00	219.38	10,000.00
1000-30-1330-000-00000-51000	ADVERTISING	0.00	0.00	1,100.00	0.00	1,100.00
1000-30-1330-000-00000-51010	PRINTING	261.15	618.46	400.00	0.00	400.00
1000-30-1330-000-00000-51030	POSTAGE/OTHER CARRIERS	112.10	96.24	230.00	76.67	230.00
1000-30-1330-000-00000-51050	TELEPHONE	2,097.29	2,802.06	3,000.00	1,948.68	3,000.00
1000-30-1330-000-00000-51140	EQUIPMENT RENTALS	3,755.04	3,766.28	3,800.00	2,229.78	3,800.00
1000-30-1330-000-00000-51150	OFFICE SPACE RENTALS	3,300.00	3,750.00	0.00	3,000.00	0.00
1000-30-1330-000-00000-51160	PROFESSIONAL SERVICES	4,000.91	80.55	10,000.00	15.95	10,000.00
1000-30-1330-000-00000-51295	OTHER VEHICLE OPER COSTS	17.00	15.95	200.00	0.00	200.00
1000-30-1330-000-00000-51300	GARAGE REPAIRS & MAINT	3,170.16	2,145.86	3,000.00	1,903.00	3,000.00
1000-30-1330-000-00000-51310	BOOKS,SUBS,MEMBERSHIPS	1,371.41	995.45	2,140.00	1,605.00	2,140.00
1000-30-1330-000-00000-51320	TRAINING AND CONFERENCES	1,243.92	2,470.27	4,000.00	1,328.17	4,000.00

**Expenditures (detail) subtotaled by category**

Account	Description	3rd PP-ACTUAL 6/30/2018	2nd PP-ACTUAL 6/30/2019	1st PP-FBUDGET 6/30/2020	1st PP-YTD ACTUAL 6/30/2020	REQUESTED BUDGET 6/30/2021
1000-30-1330-000-00000-51500	VEHICLE INSURANCE	2,446.87	2,402.54	3,100.00	123.60	3,100.00
1000-30-1330-000-00000-51545	INSURANCE - PREPAID	(468.76)	(57.90)	0.00	1,834.00	0.00
1000-30-1340-000-00000-51000	ADVERTISING	15,156.65	11,482.75	15,000.00	2,975.85	15,000.00
1000-30-1340-000-00000-51010	PRINTING	87.12	0.00	2,500.00	2,491.49	3,000.00
1000-30-1340-000-00000-51030	POSTAGE/OTHER CARRIERS	60.56	80.70	500.00	166.90	500.00
1000-30-1340-000-00000-51050	TELEPHONE	9,680.23	11,434.66	10,000.00	8,700.79	13,500.00
1000-30-1340-000-00000-51060	ELECTRICITY/NAT'L GAS	21,120.98	18,254.84	21,700.00	13,613.74	21,700.00
1000-30-1340-000-00000-51070	WATER/SEWER	18,445.67	17,213.96	19,400.00	13,298.18	21,000.00
1000-30-1340-000-00000-51110	MAINTENANCE CONTRACTS	8,059.86	26,163.31	15,000.00	12,759.54	20,000.00
1000-30-1340-000-00000-51120	REPAIRS TO EQUIPMENT	13,269.63	10,933.22	22,000.00	8,233.96	25,000.00
1000-30-1340-000-00000-51140	EQUIPMENT RENTALS	457.20	457.92	8,500.00	269.22	8,500.00
1000-30-1340-000-00000-51160	PROFESSIONAL SERVICES	180,327.50	155,973.61	370,000.00	146,692.40	530,000.00
1000-30-1340-000-00000-51164	EWASTE HAULING SERVICES	64,142.68	67,448.70	110,000.00	28,149.32	110,000.00
1000-30-1340-000-00000-51165	SOLID WASTE HAULING SRVCS	1,459,300.34	1,587,740.65	1,910,000.00	1,150,726.51	2,000,000.00
1000-30-1340-000-00000-51166	SOLID WASTE DISPOSAL	2,831,987.75	3,188,106.47	3,134,000.00	2,208,923.21	3,635,440.00
1000-30-1340-000-00000-51167	RECYCLING SERVICES	596,990.37	789,536.60	671,500.00	588,916.81	880,000.00
1000-30-1340-000-00000-5116A	DAUFUSKIE SW HAULING SERVICES	97,000.20	21,349.40	0.00	0.00	0.00
1000-30-1340-000-00000-5116B	DAUFUSKIE SW DISPOSAL SERVICES	15,814.93	14,244.08	20,000.00	7,092.07	20,000.00
1000-30-1340-000-00000-51295	OTHER VEHICLE OPER COSTS	2,139.64	25.00	600.00	109.14	600.00
1000-30-1340-000-00000-51300	GARAGE REPAIRS & MAINT	34,551.07	63,622.19	28,000.00	30,806.04	28,000.00
1000-30-1340-000-00000-51301	INSURANCE REIMB (CR)	(2,677.98)	126.12	0.00	(965.00)	1,000.00
1000-30-1340-000-00000-51310	BOOKS,SUBS,MEMBERSHIPS	3,981.55	810.38	2,000.00	747.00	2,000.00
1000-30-1340-000-00000-51320	TRAINING AND CONFERENCES	10,732.67	7,733.83	12,000.00	6,867.77	15,000.00
1000-30-1340-000-00000-51500	VEHICLE INSURANCE	8,872.47	7,912.43	7,520.00	0.00	7,950.00
1000-30-1340-000-00000-51510	BLDG/CONTENTS INSURANCE	1,215.30	0.00	1,000.00	0.00	1,000.00
1000-30-1340-000-00000-51540	INSURANCE - OTHER	502.54	1,325.70	927.00	67.08	1,330.00
1000-30-1340-000-00000-51545	INSURANCE - PREPAID	(1,585.39)	925.94	0.00	6,920.50	6,921.00
1000-30-1340-000-00000-51990	UNCLASSIFIED OPERATING	7,015.87	48,474.27	10,000.00	10,087.48	17,000.00
1000-40-1400-000-00000-51000	ADVERTISING	75.00	0.00	75.00	0.00	75.00
1000-40-1400-000-00000-51010	PRINTING	67.84	0.00	200.00	291.04	200.00
1000-40-1400-000-00000-51030	POSTAGE/OTHER CARRIERS	168.81	258.74	500.00	32.92	500.00
1000-40-1400-000-00000-51040	LICENSES	0.00	0.00	100.00	0.00	100.00
1000-40-1400-000-00000-51050	TELEPHONE	2,514.35	2,954.45	3,100.00	1,831.18	3,100.00
1000-40-1400-000-00000-51060	ELECTRICITY/NAT'L GAS	21,317.89	20,001.27	21,000.00	16,152.23	21,000.00
1000-40-1400-000-00000-51100	HEATING FUELS	0.00	448.16	500.00	0.00	500.00
1000-40-1400-000-00000-51110	MAINTENANCE CONTRACTS	5,000.00	2,460.00	26,100.00	80.98	28,360.00
1000-40-1400-000-00000-51120	REPAIRS TO EQUIPMENT	3,291.29	3,393.31	4,800.00	950.00	4,800.00
1000-40-1400-000-00000-5112A	RPRS TO EQP - FIXED WING AIRCR	24,749.90	19,964.63	30,000.00	650.00	30,000.00
1000-40-1400-000-00000-5112B	RPRS TO EQP - HELICOPTER	35,446.73	53,677.08	50,000.00	21,290.22	50,000.00
1000-40-1400-000-00000-5112C	RPRS TO EQP - SPRAYER	0.00	22.23	1,500.00	0.00	1,500.00
1000-40-1400-000-00000-51130	REPAIRS TO BUILDINGS	2,778.17	1,988.78	4,000.00	866.95	4,000.00
1000-40-1400-000-00000-51140	EQUIPMENT RENTALS	956.16	1,157.66	1,500.00	1,013.01	1,500.00
1000-40-1400-000-00000-51150	OFFICE SPACE RENTALS	0.00	500.00	500.00	0.00	500.00
1000-40-1400-000-00000-51160	PROFESSIONAL SERVICES	3,609.60	5,999.50	7,000.00	5,459.27	7,000.00
1000-40-1400-000-00000-5116A	PROF SRVCS - FIXED WING AIRCRF	0.00	0.00	7,250.00	85.00	7,250.00
1000-40-1400-000-00000-5116B	PROF SRVCS - HELICOPTER	2,100.00	0.00	7,250.00	0.00	7,250.00
1000-40-1400-000-00000-51190	MEDICAL/DENTAL SERVICES	0.00	0.00	600.00	0.00	600.00
1000-40-1400-000-00000-51295	OTHER VEHICLE OPER COSTS	12,833.28	5,458.41	6,000.00	2,987.41	6,000.00
1000-40-1400-000-00000-51300	GARAGE REPAIRS & MAINT	17,505.40	18,997.33	19,000.00	10,623.50	19,000.00
1000-40-1400-000-00000-51301	INSURANCE REIMB (CR)	(2,185.16)	(2,595.40)	0.00	(1,721.73)	0.00

**Expenditures (detail) subtotaled by category**

Account	Description	3rd PP-ACTUAL 6/30/2018	2nd PP-ACTUAL 6/30/2019	1st PP-FBUDGET 6/30/2020	1st PP-YTD ACTUAL 6/30/2020	REQUESTED BUDGET 6/30/2021
1000-40-1400-000-00000-51310	BOOKS,SUBS,MEMBERSHIPS	2,080.33	1,260.58	1,400.00	873.56	1,400.00
1000-40-1400-000-00000-51320	TRAINING AND CONFERENCES	7,499.34	12,447.94	14,000.00	8,342.96	14,000.00
1000-40-1400-000-00000-51500	VEHICLE INSURANCE	10,036.55	11,996.33	12,000.00	57.98	13,242.00
1000-40-1400-000-00000-51510	BLDG/CONTENTS INSURANCE	5,941.42	6,519.72	0.00	0.00	0.00
1000-40-1400-000-00000-51540	INSURANCE - OTHER	32,703.88	40,499.24	49,992.00	50,020.54	57,524.00
1000-40-1400-000-00000-51545	INSURANCE - PREPAID	(1,568.90)	(1,064.11)	0.00	13,440.92	0.00
1000-40-1400-000-00000-51990	UNCLASSIFIED OPERATING	0.00	0.00	0.00	250.00	0.00
1000-50-1500-000-00000-51010	PRINTING	949.01	184.97	1,300.00	1,140.63	1,350.00
1000-50-1500-000-00000-51030	POSTAGE/OTHER CARRIERS	1,054.75	1,248.47	1,800.00	838.15	1,800.00
1000-50-1500-000-00000-51050	TELEPHONE	2,254.94	3,371.81	4,750.00	2,442.96	4,895.00
1000-50-1500-000-00000-51110	MAINTENANCE CONTRACTS	449.00	449.00	1,100.00	449.00	2,000.00
1000-50-1500-000-00000-51140	EQUIPMENT RENTALS	764.76	765.96	1,900.00	450.31	1,960.00
1000-50-1500-000-00000-51150	OFFICE SPACE RENTALS	3,600.00	3,600.00	0.00	2,700.00	0.00
1000-50-1500-000-00000-51295	OTHER VEHICLE OPER COSTS	243.11	154.05	350.00	493.95	550.00
1000-50-1500-000-00000-51300	GARAGE REPAIRS & MAINT	293.93	541.65	2,000.00	490.40	2,000.00
1000-50-1500-000-00000-51301	INSURANCE REIMB (CR)	0.00	0.00	0.00	(2,006.15)	0.00
1000-50-1500-000-00000-51310	BOOKS,SUBS,MEMBERSHIPS	358.00	349.40	600.00	180.00	600.00
1000-50-1500-000-00000-51320	TRAINING AND CONFERENCES	5,070.19	6,170.07	6,000.00	6,403.91	7,000.00
1000-50-1500-000-00000-51500	VEHICLE INSURANCE	604.16	589.26	800.00	89.25	800.00
1000-50-1500-000-00000-51545	INSURANCE - PREPAID	0.00	11.18	0.00	441.94	0.00
1000-50-1500-000-00000-51990	PARADE EXPENSE	370.59	394.56	0.00	0.00	600.00
1000-50-1510-000-00000-51050	TELEPHONE	24,871.55	20,621.06	26,400.00	15,212.02	0.00
1000-50-1510-000-00000-51140	EQUIPMENT RENTALS	0.00	0.00	1,032.00	0.00	0.00
1000-50-1510-000-00000-51160	PROFESSIONAL SERVICES	0.00	8,956.00	5,000.00	752.91	0.00
1000-50-1510-000-00000-51310	BOOKS,SUBS,MEMBERSHIPS	0.00	0.00	130.00	0.00	0.00
1000-60-1600-000-00000-51000	ADVERTISING	2,655.36	3.16	0.00	84.98	0.00
1000-60-1600-000-00000-51010	PRINTING	20.03	0.00	0.00	0.00	0.00
1000-60-1600-000-00000-51030	POSTAGE/OTHER CARRIERS	34.72	52.25	50.00	8.40	30.00
1000-60-1600-000-00000-51050	TELEPHONE	3,438.48	5,367.82	5,000.00	3,824.95	5,200.00
1000-60-1600-000-00000-51060	ELECTRICITY/NAT'L GAS	60,685.47	46,911.71	44,000.00	33,850.49	44,000.00
1000-60-1600-000-00000-51070	WATER/SEWER-ADMIN	3,316.82	2,413.73	2,500.00	1,008.52	2,000.00
1000-60-1600-000-00000-51090	GARBAGE SERVICES	976.61	0.00	0.00	0.00	0.00
1000-60-1600-000-00000-51110	MAINTENANCE CONTRACTS	9,737.81	22,524.34	20,000.00	1,700.55	6,000.00
1000-60-1600-000-00000-51120	REPAIRS TO EQUIPMENT	782.40	1,917.29	2,000.00	33.06	1,000.00
1000-60-1600-000-00000-51140	EQUIPMENT RENTALS	2,710.32	2,714.60	2,500.00	1,596.00	1,300.00
1000-60-1600-000-00000-51160	PROFESSIONAL SERVICES	12,308.11	9,567.74	8,000.00	2,390.50	5,000.00
1000-60-1600-000-00000-51170	NON-PROFESSIONAL SERVICES	0.00	460.00	0.00	0.00	0.00
1000-60-1600-000-00000-51210	CLEANING SERVICES	22,091.64	19,052.38	20,000.00	8,833.13	15,000.00
1000-60-1600-000-00000-51295	OTHER VEHICLE OPER COSTS	140.75	1,219.00	500.00	55.91	100.00
1000-60-1600-000-00000-51300	GARAGE REPAIRS & MAINT	869.92	5,068.45	500.00	3,298.62	500.00
1000-60-1600-000-00000-51301	INSURANCE REIMB (CR)	0.00	(1,298.28)	0.00	0.00	0.00
1000-60-1600-000-00000-51310	BOOKS,SUBS,MEMBERSHIPS	1,948.96	280.40	300.00	589.82	300.00
1000-60-1600-000-00000-51320	TRAINING AND CONFERENCES	3,304.70	16,345.38	14,000.00	8,502.51	14,000.00
1000-60-1600-000-00000-51500	VEHICLE INSURANCE	1,514.66	1,525.18	1,600.00	29.63	2,688.00
1000-60-1600-000-00000-51510	BLDG/CONTENTS INSURANCE	6,410.57	7,163.75	7,200.00	0.00	7,917.00
1000-60-1600-000-00000-51540	INSURANCE - OTHER	0.00	484.22	0.00	0.00	0.00
1000-60-1600-000-00000-51545	INSURANCE - PREPAID	(2,022.64)	84.54	0.00	5,741.58	0.00
1000-60-1600-000-00000-51990	UNCLASSIFIED OPERATING	994.18	1,817.74	500.00	5,613.86	500.00
1000-60-1602-000-00000-51000	ADVERTISING	25.44	0.00	200.00	84.98	500.00
1000-60-1602-000-00000-51040	LICENSES/PERMITS	475.00	475.00	500.00	575.00	575.00

**Expenditures (detail) subtotaled by category**

Account	Description	3rd PP-ACTUAL 6/30/2018	2nd PP-ACTUAL 6/30/2019	1st PP-FBUDGET 6/30/2020	1st PP-YTD ACTUAL 6/30/2020	REQUESTED BUDGET 6/30/2021
1000-60-1602-000-00000-51050	TELEPHONE	12,239.66	21,404.92	20,000.00	4,619.22	20,000.00
1000-60-1602-000-00000-51060	ELECTRICITY/NAT'L GAS	145,706.92	137,164.38	138,000.00	105,232.69	138,000.00
1000-60-1602-000-00000-51070	WATER/SEWER/GARBAGE	21,036.64	18,742.23	18,800.00	16,861.24	22,000.00
1000-60-1602-000-00000-51110	MAINTENANCE CONTRACTS	1,809.72	1,347.55	1,350.00	1,065.15	1,350.00
1000-60-1602-000-00000-51120	REPAIRS TO EQUIPMENT	3,889.09	6,931.53	7,000.00	17,137.18	15,000.00
1000-60-1602-000-00000-51140	EQUIPMENT RENTALS	190.07	0.00	0.00	0.00	0.00
1000-60-1602-000-00000-51160	PROFESSIONAL SERVICES	0.00	155.85	0.00	0.00	0.00
1000-60-1602-000-00000-51300	GARAGE REPAIRS & MAINT	759.34	768.69	1,000.00	764.26	1,000.00
1000-60-1602-000-00000-51301	INSURANCE REIMBURSEMENT (CR)	0.00	(1,298.28)	0.00	0.00	0.00
1000-60-1602-000-00000-51310	BOOKS,SUBS.MEMBERSHIPS	25.44	632.00	650.00	379.50	650.00
1000-60-1602-000-00000-51320	TRAINING AND CONFERENCES	2,013.59	3,638.88	3,000.00	1,926.00	5,000.00
1000-60-1602-000-00000-51500	VEHICLE INSURANCE	578.60	1,177.48	1,200.00	0.00	1,358.00
1000-60-1602-000-00000-51510	BLDG/CONTENTS INSURANCE	7,590.47	8,498.21	8,500.00	0.00	9,717.00
1000-60-1602-000-00000-51545	INSURANCE - PREPAID	(3,994.07)	(156.26)	0.00	6,283.06	0.00
1000-60-1602-000-00000-5196K	REC PROGRAMS - BATTERY CREEK	323.87	228.00	400.00	188.00	400.00
1000-60-1602-000-00000-5196L	RECREATION PRGM - LIND BROWN	72.00	0.00	0.00	0.00	0.00
1000-60-1602-000-00000-5196N	REC PROGRAMS - BLUFFTON	663.26	558.00	400.00	68.00	400.00
1000-60-1602-000-00000-5196T	REC PROGRAMS - BEAUFORT	1,603.12	209.00	400.00	76.00	400.00
1000-60-1602-000-00000-51990	UNCLASSIFIED OPERATING	0.00	1,512.05	600.00	0.00	600.00
1000-60-1603-000-00000-51060	ELECTRICITY	89,524.85	91,935.89	91,944.00	61,275.10	91,944.00
1000-60-1603-000-00000-51070	WATER/SEWER	15,667.33	31,246.59	11,400.00	18,704.94	25,000.00
1000-60-1603-000-00000-51110	MAINTENANCE CONTRACTS	850.00	5,700.00	0.00	0.00	0.00
1000-60-1603-000-00000-51150	OFFICE SPACE RENTALS	1,800.00	1,900.00	1,800.00	0.00	1,800.00
1000-60-1603-000-00000-51301	INSURANCE REIMBURSEMENT (CR)	0.00	(324.57)	0.00	0.00	0.00
1000-60-1603-000-00000-51510	BLDG/CONTENTS INSURANCE	760.70	852.69	910.00	0.00	945.00
1000-60-1603-000-00000-51545	INSURANCE - PREPAID	109.48	174.44	0.00	396.09	0.00
1000-60-1604-000-00000-51000	ADVERTISING	498.83	757.30	500.00	162.19	500.00
1000-60-1604-000-00000-51010	PRINTING	64.55	0.00	0.00	0.00	0.00
1000-60-1604-000-00000-51030	POSTAGE/OTHER CARRIERS	19.10	0.00	0.00	0.00	0.00
1000-60-1604-000-00000-51040	LICENSES/PERMITS	0.00	125.00	125.00	0.00	0.00
1000-60-1604-000-00000-51050	TELEPHONE	30,022.00	22,250.34	15,000.00	11,639.06	18,000.00
1000-60-1604-000-00000-51060	ELECTRICITY	172,784.55	140,850.64	140,000.00	117,289.49	160,000.00
1000-60-1604-000-00000-51070	WATER/SEWER/GARBAGE	7,173.22	7,680.68	7,700.00	7,248.13	7,000.00
1000-60-1604-000-00000-51090	GARBAGE SERVICES	987.06	2,035.84	2,000.00	1,423.68	1,500.00
1000-60-1604-000-00000-51110	MAINTENANCE CONTRACTS	3,943.71	9,627.53	9,000.00	8,081.90	11,400.00
1000-60-1604-000-00000-51120	REPAIRS TO EQUIPMENT	52.89	253.73	250.00	687.16	250.00
1000-60-1604-000-00000-51160	PROFESSIONAL SERVICES	34,684.15	22,616.46	22,000.00	16,279.28	22,000.00
1000-60-1604-000-00000-51210	CLEANING SERVICES	66,412.44	65,256.67	65,000.00	41,134.56	65,000.00
1000-60-1604-000-00000-51295	OTHER VEHICLE OPER COSTS	0.00	159.14	0.00	181.90	0.00
1000-60-1604-000-00000-51300	GARAGE REPAIRS & MAINT	3,162.09	1,439.75	1,500.00	656.96	900.00
1000-60-1604-000-00000-51301	INSURANCE REIMB (CR)	0.00	(5,015.50)	0.00	0.00	0.00
1000-60-1604-000-00000-51310	BOOKS,SUBS.MEMBERSHIPS	1,900.04	450.00	300.00	634.40	300.00
1000-60-1604-000-00000-51320	TRAINING AND CONFERENCES	3,039.89	1,899.50	1,500.00	2,364.60	3,000.00
1000-60-1604-000-00000-51369	ATHLETIC PROGRAMS - ATAX	(139,100.00)	(2.45)	0.00	0.00	0.00
1000-60-1604-000-00000-5136A	ATHLETICS - ADULT SOFTBALL	15,793.06	20,518.77	20,000.00	12,471.67	20,000.00
1000-60-1604-000-00000-5136B	ATHLETICS - BASEBALL	53,645.96	21,981.96	22,570.00	5,394.18	15,000.00
1000-60-1604-000-00000-5136C	ATHLETICS - CHEER	59.15	165.49	200.00	155.07	200.00
1000-60-1604-000-00000-5136D	ATHLETIC - YOUTH FLAG FOOTBALL	560.96	0.00	0.00	570.35	800.00
1000-60-1604-000-00000-5136E	ATHLETIC - YOUTH BASKETBALL	248.99	0.00	0.00	0.00	0.00
1000-60-1604-000-00000-5136F	ATHLETICS - FOOTBALL	3,432.78	5,816.63	5,000.00	723.42	3,000.00

**Expenditures (detail) subtotaled by category**

Account	Description	3rd PP-ACTUAL 6/30/2018	2nd PP-ACTUAL 6/30/2019	1st PP-FBUDGET 6/30/2020	1st PP-YTD ACTUAL 6/30/2020	REQUESTED BUDGET 6/30/2021
1000-60-1604-000-00000-5136L	ATHLETICS - SOFTBALL	5,999.30	8,764.88	9,000.00	1,696.02	7,000.00
1000-60-1604-000-00000-5136S	ATHLETICS - SOCCER	23,607.79	26,341.61	28,000.00	17,398.37	32,000.00
1000-60-1604-000-00000-5136T	ATHLETICS - TENNIS	0.00	0.00	0.00	51.35	1,000.00
1000-60-1604-000-00000-5136V	ADULT VOLLYBALL	1,978.18	2,628.49	3,000.00	784.17	4,000.00
1000-60-1604-000-00000-5136W	ATHLETICS - WLD SRS/SP EVENTS	79,604.56	31,880.61	0.00	46,291.29	0.00
1000-60-1604-000-00000-5136X	ATHLETICS- LACROSSE	835.03	1,383.51	1,500.00	1,933.34	3,000.00
1000-60-1604-000-00000-5136Z	ATHLETICS - BASKETBALL	20,577.56	25,582.83	25,000.00	22,314.83	25,000.00
1000-60-1604-000-00000-51500	VEHICLE INSURANCE	2,449.80	2,993.82	2,994.00	0.00	3,514.00
1000-60-1604-000-00000-51510	BLDG/CONTENTS INSURANCE	29,478.58	28,932.30	28,933.00	0.00	32,508.00
1000-60-1604-000-00000-51540	INSURANCE - OTHER	414.25	278.32	0.00	0.00	0.00
1000-60-1604-000-00000-51545	INSURANCE - PREPAID	(6,441.36)	870.90	0.00	20,822.63	0.00
1000-60-1604-000-00000-51990	UNCLASSIFIED OPERATING	677.31	657.37	500.00	107.77	500.00
1000-60-1605-000-00000-51000	ADVERTISING	368.55	422.24	500.00	25.00	500.00
1000-60-1605-000-00000-51010	PRINTING	44.52	0.00	0.00	0.00	0.00
1000-60-1605-000-00000-51030	POSTAGE/OTHER CARRIERS	0.00	43.15	0.00	0.00	0.00
1000-60-1605-000-00000-51050	TELEPHONE	2,242.50	1,678.03	1,500.00	984.66	1,500.00
1000-60-1605-000-00000-51060	ELECTRICITY/NAT'L GAS	41,396.43	37,577.56	38,000.00	29,301.00	38,000.00
1000-60-1605-000-00000-51070	WATER/SEWER	15,903.03	10,511.23	10,600.00	5,392.91	9,000.00
1000-60-1605-000-00000-51110	MAINTENANCE CONTRACTS	9,125.52	8,437.40	8,450.00	7,356.00	8,400.00
1000-60-1605-000-00000-51120	REPAIRS TO EQUIPMENT	819.00	76.91	200.00	0.00	0.00
1000-60-1605-000-00000-51160	PROFESSIONAL SERVICES	30,850.00	9,065.37	0.00	599.43	0.00
1000-60-1605-000-00000-51210	CLEANING SERVICES	2,114.71	0.00	0.00	0.00	0.00
1000-60-1605-000-00000-51300	GARAGE REPAIRS & MAINT	4,457.00	3,355.81	2,000.00	2,465.10	1,500.00
1000-60-1605-000-00000-51301	INSURANCE REIMB (CR)	0.00	(5,193.12)	0.00	0.00	0.00
1000-60-1605-000-00000-51310	BOOKS,SUBS,MEMBERSHIPS	338.60	402.55	300.00	275.00	300.00
1000-60-1605-000-00000-51320	TRAINING AND CONFERENCES	0.00	0.00	1,000.00	255.00	2,000.00
1000-60-1605-000-00000-5136A	ATHLETICS - ADULT SOFTBALL	1,520.00	3,183.10	3,200.00	5,417.39	3,200.00
1000-60-1605-000-00000-5136B	ATHLETICS - BASEBALL	13,551.90	14,421.40	14,500.00	8,517.10	14,500.00
1000-60-1605-000-00000-5136C	ATHLETICS - CHEER	54.38	0.00	200.00	45.32	200.00
1000-60-1605-000-00000-5136D	ATHLETICS - FLAG FOOTBALL	198.64	0.00	0.00	0.00	300.00
1000-60-1605-000-00000-5136E	I - ATHLETICS-YOUTH BASKETBL	217.20	0.00	0.00	0.00	0.00
1000-60-1605-000-00000-5136F	ATHLETICS - FOOTBALL	4,562.48	8,342.67	8,300.00	149.90	4,000.00
1000-60-1605-000-00000-5136L	ATHLETICS - SOFTBALL	3,668.34	1,460.49	1,500.00	1,465.37	1,500.00
1000-60-1605-000-00000-5136S	ATHLETICS - SOCCER	12,000.83	12,423.65	12,500.00	7,919.61	14,000.00
1000-60-1605-000-00000-5136T	ATHLETICS - TENNIS	727.40	0.00	0.00	5,202.68	1,000.00
1000-60-1605-000-00000-5136W	ATHLETICS - WLD SRS/SP EVENTS	44.48	711.09	0.00	0.00	100,000.00
1000-60-1605-000-00000-5136X	ATHLETICS - LACROSSE	0.00	479.57	0.00	0.00	1,500.00
1000-60-1605-000-00000-5136Y	ATHLETICS - ADULT BASEBALL	0.00	0.00	0.00	0.00	2,000.00
1000-60-1605-000-00000-5136Z	ATHLETICS - BASKETBALL	10,102.21	4,643.45	4,700.00	6,824.88	5,500.00
1000-60-1605-000-00000-51500	VEHICLE INSURANCE	2,353.52	3,130.62	3,131.00	0.00	3,029.00
1000-60-1605-000-00000-51510	BLDG/CONTENTS INSURANCE	8,896.26	9,302.53	9,350.00	0.00	10,269.00
1000-60-1605-000-00000-51545	INSURANCE - PREPAID	7,568.07	3,253.47	0.00	5,043.28	0.00
1000-60-1605-000-00000-51990	UNCLASSIFIED OPERATING	0.00	168.01	100.00	43.40	100.00
1000-60-1606-000-00000-51040	LICENSES/PERMITS	0.00	0.00	0.00	125.00	125.00
1000-60-1606-000-00000-51050	TELEPHONE	11,318.39	7,256.52	7,300.00	8,132.51	13,000.00
1000-60-1606-000-00000-51060	ELECTRICITY/NAT'L GAS	61,910.56	49,606.41	50,000.00	45,636.44	50,000.00
1000-60-1606-000-00000-51070	WATER/SEWER	3,558.17	3,794.38	3,800.00	6,416.39	9,000.00
1000-60-1606-000-00000-51110	MAINTENANCE CONTRACTS	4,906.61	3,486.79	3,500.00	3,196.54	3,500.00
1000-60-1606-000-00000-51120	REPAIRS TO EQUIPMENT	0.00	50.53	200.00	137.12	200.00
1000-60-1606-000-00000-51140	EQUIPMENT RENTALS	102.82	100.17	100.00	107.00	110.00

**Expenditures (detail) subtotaled by category**

Account	Description	3rd PP-ACTUAL 6/30/2018	2nd PP-ACTUAL 6/30/2019	1st PP-FBUDGET 6/30/2020	1st PP-YTD ACTUAL 6/30/2020	REQUESTED BUDGET 6/30/2021
1000-60-1606-000-00000-51150	OFFICE SPACE RENTALS	0.00	0.00	1,200.00	0.00	1,200.00
1000-60-1606-000-00000-51160	PROFESSIONAL SERVICES	60,000.00	60,273.45	0.00	64,950.00	60,000.00
1000-60-1606-000-00000-51210	CLEANING SERVICES	23,056.41	23,620.18	23,800.00	14,951.90	23,800.00
1000-60-1606-000-00000-51300	GARAGE REPAIRS & MAINT	9,725.40	6,342.17	6,350.00	3,157.75	8,000.00
1000-60-1606-000-00000-51301	INSURANCE REIMB (CR)	0.00	(3,519.34)	0.00	(761.90)	0.00
1000-60-1606-000-00000-51500	VEHICLE INSURANCE	8,962.50	9,048.75	9,050.00	0.00	10,741.00
1000-60-1606-000-00000-51510	BLDG/CONTENTS INSURANCE	10,513.46	11,363.79	11,400.00	0.00	12,544.00
1000-60-1606-000-00000-51545	INSURANCE - PREPAID	(2,184.01)	2,138.48	0.00	12,507.74	0.00
1000-60-1607-000-00000-51050	TELEPHONE	0.00	1,337.83	1,000.00	1,065.66	0.00
1000-60-1607-000-00000-51090	GARBAGE SERVICES	0.00	2,849.38	2,900.00	1,139.00	2,900.00
1000-60-1607-000-00000-51120	REPAIRS TO EQUIPMENT	0.00	20,426.53	15,000.00	11,975.91	20,000.00
1000-60-1607-000-00000-51140	EQUIPMENT RENTALS	0.00	390.76	500.00	29.96	500.00
1000-60-1607-000-00000-51160	PROFESSIONAL SERVICES	0.00	11,032.33	10,000.00	8,624.59	10,000.00
1000-60-1607-000-00000-51295	OTHER VEHICLE OPER COSTS	205.64	1,402.63	1,500.00	659.15	1,500.00
1000-60-1607-000-00000-51300	GARAGE REPAIRS & MAINT	0.00	45,066.76	50,000.00	25,573.94	50,000.00
1000-60-1607-000-00000-51301	INSURANCE REIMB (CR)	0.00	0.00	0.00	(16,403.08)	0.00
1000-60-1607-000-00000-51310	BOOKS,SUBS,MEMBERSHIPS	0.00	0.00	0.00	50.29	300.00
1000-60-1607-000-00000-51320	TRAINING AND CONFERENCES	0.00	542.00	1,000.00	779.00	4,000.00
1000-60-1607-000-00000-51500	VEHICLE INSURANCE	0.00	9,747.26	10,000.00	126.60	23,202.00
1000-60-1607-000-00000-51540	INSURANCE - OTHER	0.00	5,060.83	5,000.00	95.61	5,000.00
1000-60-1607-000-00000-51545	INSURANCE - PREPAID	0.00	(10,473.06)	0.00	10,473.06	0.00
1000-60-1607-000-00000-51990	UNCLASSIFIED OPERATING	0.00	1,129.05	800.00	111.49	800.00
1000-60-1620-000-00000-51000	ADVERTISING	481.40	1,437.92	2,500.00	420.60	3,000.00
1000-60-1620-000-00000-51010	PRINTING	5,587.31	5,459.96	7,100.00	2,100.35	10,000.00
1000-60-1620-000-00000-51030	POSTAGE/OTHER CARRIERS	53,197.62	26,518.37	11,480.00	7,006.87	18,485.00
1000-60-1620-000-00000-51050	TELEPHONE	20,862.89	23,472.92	23,000.00	11,991.59	16,802.00
1000-60-1620-000-00000-51110	MAINTENANCE CONTRACTS	22,054.30	24,539.30	24,600.00	24,413.00	27,000.00
1000-60-1620-000-00000-51120	REPAIRS TO EQUIPMENT	0.00	403.51	300.00	0.00	300.00
1000-60-1620-000-00000-51140	EQUIPMENT RENTALS	1,658.16	1,898.52	1,900.00	1,553.37	1,900.00
1000-60-1620-000-00000-51160	PROFESSIONAL SERVICES	2,373.00	2,400.00	14,000.00	3,437.00	9,000.00
1000-60-1620-000-00000-51295	OTHER VEHICLE OPER COSTS	33.95	16.95	50.00	16.95	30.00
1000-60-1620-000-00000-51300	GARAGE REPAIRS & MAINT	544.00	383.61	400.00	233.44	400.00
1000-60-1620-000-00000-51310	BOOKS,SUBS,MEMBERSHIPS	1,780.00	1,856.50	3,000.00	1,960.58	2,100.00
1000-60-1620-000-00000-51320	TRAINING AND CONFERENCES	3,075.01	5,106.71	6,500.00	1,753.92	5,000.00
1000-60-1620-000-00000-51500	VEHICLE INSURANCE	1,817.48	1,928.41	2,000.00	0.00	1,930.00
1000-60-1620-000-00000-51540	INSURANCE - OTHER	912.00	1,049.60	1,050.00	0.00	1,050.00
1000-60-1620-000-00000-51545	INSURANCE - PREPAID	(247.96)	(735.97)	1,962.00	2,697.42	2,700.00
1000-60-1620-000-00000-51990	UNCLASSIFIED OPERATING	2,160.00	2,430.00	2,500.00	2,160.00	3,100.00
1000-60-1621-000-00000-51050	TELEPHONE	58.20	52.04	55.00	0.00	70.00
1000-60-1621-000-00000-51060	ELECTRICITY/NAT'L GAS	59,484.72	33,034.56	32,000.00	28,282.46	44,000.00
1000-60-1621-000-00000-51070	WATER/SEWER/GARBAGE	2,242.73	2,366.32	2,250.00	2,293.78	3,700.00
1000-60-1621-000-00000-51110	MAINTENANCE CONTRACTS	8,591.57	8,538.00	8,550.00	8,547.00	9,350.00
1000-60-1621-000-00000-51140	EQUIPMENT RENTALS	586.32	587.24	600.00	345.24	575.00
1000-60-1621-000-00000-51540	INSURANCE - OTHER	129.96	1,012.21	1,012.00	0.00	1,012.00
1000-60-1621-000-00000-51545	INSURANCE - PREPAID	(97.47)	(661.69)	97.00	759.16	97.00
1000-60-1622-000-00000-51050	TELEPHONE	974.40	1,030.92	5,680.00	5,094.66	9,000.00
1000-60-1622-000-00000-51060	ELECTRICITY/NAT'L GAS	68,196.73	53,891.26	54,000.00	37,996.55	59,500.00
1000-60-1622-000-00000-51070	WATER/SEWER/GARBAGE	3,197.11	4,500.78	4,000.00	3,004.58	4,525.00
1000-60-1622-000-00000-51110	MAINTENANCE CONTRACTS	7,840.96	18,065.00	18,065.00	18,062.00	18,250.00
1000-60-1622-000-00000-51140	EQUIPMENT RENTALS	1,341.21	1,302.24	1,500.00	926.09	1,500.00

**Expenditures (detail) subtotaled by category**

Account	Description	3rd PP-ACTUAL 6/30/2018	2nd PP-ACTUAL 6/30/2019	1st PP-FBUDGET 6/30/2020	1st PP-YTD ACTUAL 6/30/2020	REQUESTED BUDGET 6/30/2021
1000-60-1622-000-00000-51310	BOOKS,SUBS,MEMBERSHIPS	176.80	0.00	0.00	0.00	0.00
1000-60-1622-000-00000-51540	INSURANCE - OTHER	525.06	318.26	318.00	0.00	318.00
1000-60-1622-000-00000-51545	INSURANCE - PREPAID	(155.04)	155.10	394.00	238.70	240.00
1000-60-1623-000-00000-51050	TELEPHONE	2,240.00	8,954.85	9,000.00	7,122.19	11,500.00
1000-60-1623-000-00000-51060	ELECTRICITY/NAT'L GAS	57,066.46	68,731.62	70,000.00	41,345.46	80,000.00
1000-60-1623-000-00000-51070	WATER/SEWER/GARBAGE	915.02	823.39	950.00	552.85	825.00
1000-60-1623-000-00000-51110	MAINTENANCE CONTRACTS	8,957.49	17,500.00	17,500.00	16,528.00	28,500.00
1000-60-1623-000-00000-51140	EQUIPMENT RENTALS	2,271.36	2,285.66	2,500.00	1,529.28	2,500.00
1000-60-1623-000-00000-51295	OTHER VEHICLE OPER COSTS	33.90	49.85	50.00	49.85	35.00
1000-60-1623-000-00000-51300	GARAGE REPAIRS & MAINT	385.56	762.02	400.00	181.58	400.00
1000-60-1623-000-00000-51310	BOOKS,SUBS,MEMBERSHIPS	176.80	0.00	0.00	0.00	0.00
1000-60-1623-000-00000-51540	INSURANCE - OTHER	900.56	767.26	767.00	0.00	767.00
1000-60-1623-000-00000-51545	INSURANCE - PREPAID	(675.42)	99.97	675.00	575.45	575.00
1000-60-1624-000-00000-51030	POSTAGE/OTHER CARRIERS	116.00	116.00	116.00	120.00	125.00
1000-60-1624-000-00000-51050	TELEPHONE	7.68	18.14	20.00	4,945.50	9,300.00
1000-60-1624-000-00000-51060	ELECTRICITY/NAT'L GAS	6,881.25	5,845.22	6,000.00	4,432.69	7,500.00
1000-60-1624-000-00000-51110	MAINTENANCE CONTRACTS	3,647.08	3,285.00	3,300.00	3,334.00	4,000.00
1000-60-1624-000-00000-51140	EQUIPMENT RENTALS	535.44	536.28	550.00	315.28	525.00
1000-60-1624-000-00000-51295	OTHER VEHICLE OPER COSTS	0.00	0.00	50.00	16.95	35.00
1000-60-1624-000-00000-51300	GARAGE REPAIRS & MAINT	0.00	723.50	500.00	138.69	500.00
1000-60-1624-000-00000-51500	VEHICLE INSURANCE	0.00	649.54	650.00	0.00	650.00
1000-60-1624-000-00000-51510	BLDG/CONTENTS INSURANCE	10.97	0.00	0.00	0.00	0.00
1000-60-1624-000-00000-51540	INSURANCE - OTHER	0.00	12.63	13.00	0.00	13.00
1000-60-1624-000-00000-51545	INSURANCE - PREPAID	(8.23)	(488.40)	8.00	496.63	497.00
1000-60-1625-000-00000-51050	TELEPHONE	46.44	6,518.16	6,600.00	5,564.00	9,000.00
1000-60-1625-000-00000-51060	ELECTRICITY/NAT'L GAS	61,713.11	48,295.95	48,000.00	39,865.57	64,000.00
1000-60-1625-000-00000-51070	WATER/SEWER/GARBAGE	3,917.01	4,243.34	4,000.00	4,325.72	5,700.00
1000-60-1625-000-00000-51110	MAINTENANCE CONTRACTS	23,692.00	24,755.43	24,800.00	20,119.67	14,875.00
1000-60-1625-000-00000-51140	EQUIPMENT RENTALS	1,149.36	1,123.52	1,000.00	660.52	1,000.00
1000-60-1625-000-00000-51295	OTHER VEHICLE OPER COSTS	0.00	16.95	0.00	0.00	0.00
1000-60-1625-000-00000-51300	GARAGE REPAIRS & MAINT	927.10	60.00	0.00	0.00	0.00
1000-60-1625-000-00000-51540	INSURANCE - OTHER	114.00	192.21	192.00	0.00	192.00
1000-60-1625-000-00000-51545	INSURANCE - PREPAID	0.00	(58.66)	86.00	144.16	144.00
1000-60-1626-000-00000-51050	TELEPHONE	2.04	1.98	5.00	0.00	10.00
1000-60-1626-000-00000-51110	MAINTENANCE CONTRACTS	0.00	796.00	796.00	735.62	796.00
1000-60-1626-000-00000-51140	EQUIPMENT RENTALS	535.44	536.28	450.00	315.28	425.00
1000-60-1626-000-00000-51160	PROFESSIONAL SERVICES	23,120.31	24,298.94	24,000.00	22,201.23	26,000.00
1000-60-1627-000-00000-51050	TELEPHONE	12.16	10.32	12.00	0.00	20.00
1000-60-1627-000-00000-51110	MAINTENANCE CONTRACTS	1,152.00	0.00	0.00	1,200.00	0.00
1000-60-1627-000-00000-51140	EQUIPMENT RENTALS	751.49	1,067.14	1,100.00	59.15	1,075.00
1000-60-1627-000-00000-51540	INSURANCE - OTHER	1,671.18	0.00	0.00	0.00	0.00
1000-60-1627-000-00000-51545	INSURANCE - PREPAID	(1,253.39)	1,253.39	1,253.00	0.00	1,253.00
1000-60-1628-000-00000-51050	TELEPHONE	0.04	1,093.03	100.00	0.04	100.00
1000-60-1628-000-00000-51295	OTHER VEHICLE OPER COSTS	0.00	526.79	200.00	0.00	100.00
1000-60-1628-000-00000-51300	GARAGE REPAIRS & MAINT	664.21	1,670.29	5,000.00	6,992.43	8,700.00
1000-60-1628-000-00000-51500	VEHICLE INSURANCE	1,191.69	1,115.91	1,350.00	0.00	1,350.00
1000-60-1628-000-00000-51545	INSURANCE - PREPAID	(893.77)	119.36	0.00	774.41	775.00
<b>Subtotal Fund : 1000</b>	<b>Subgroup : None</b>	<b>22,713,439.25</b>	<b>22,534,304.90</b>	<b>23,929,257.00</b>	<b>15,893,632.75</b>	<b>28,258,315.45</b>

Fund : [2001] LOCAL ATAX



**Expenditures (detail) subtotaled by category**

Account	Description	3rd PP-ACTUAL 6/30/2018	2nd PP-ACTUAL 6/30/2019	1st PP-FBUDGET 6/30/2020	1st PP-YTD ACTUAL 6/30/2020	REQUESTED BUDGET 6/30/2021
2001-10-0011-000-00000-51000	ADVERTISING	0.00	0.00	0.00	0.00	200.00
2001-10-0011-000-00000-51010	PRINTING	233.20	354.60	500.00	268.42	500.00
2001-10-0011-000-00000-51030	POSTAGE/OTHER CARRIERS	62.49	95.54	500.00	92.50	800.00
2001-10-0011-000-00000-51050	TELEPHONE	27.70	51.42	100.00	0.00	100.00
2001-10-0011-000-00000-51110	MAINTENANCE CONTRACTS	5,087.40	19,098.26	20,000.00	15,165.73	20,000.00
2001-10-0011-000-00000-51120	REPAIRS TO EQUIPMENT	1.90	157.25	500.00	0.00	500.00
2001-10-0011-000-00000-51140	EQUIPMENT RENTALS	404.74	603.36	750.00	317.52	750.00
2001-10-0011-000-00000-51160	PROFESSIONAL SERVICES	3,650.05	0.00	0.00	0.00	2,500.00
2001-10-0011-000-00000-51295	OTHER VEHICLE OPER COSTS	3.99	0.00	0.00	4.74	50.00
2001-10-0011-000-00000-51300	GARAGE REPAIRS & MAINT	0.00	0.00	0.00	0.00	200.00
2001-10-0011-000-00000-51310	BOOKS,SUBS,MEMBERSHIPS	17.50	17.50	50.00	20.00	50.00
2001-10-0011-000-00000-51320	TRAINING AND CONFERENCES	342.87	304.29	500.00	264.68	700.00
2001-10-0011-000-00000-51500	VEHICLE INSURANCE	0.00	0.00	0.00	0.00	1,630.00
<b>Subtotal Fund : 2001</b>	<b>Subgroup : None</b>	<b>9,831.84</b>	<b>20,682.22</b>	<b>22,900.00</b>	<b>16,133.59</b>	<b>27,980.00</b>
<b>Fund : [2002]</b>	<b>LOCAL HTAX</b>					
2002-10-0011-000-00000-51000	ADVERTISING	0.00	0.00	0.00	0.00	200.00
2002-10-0011-000-00000-51010	PRINTING	233.19	354.60	500.00	268.42	500.00
2002-10-0011-000-00000-51030	POSTAGE/OTHER CARRIERS	7.36	58.28	500.00	0.00	800.00
2002-10-0011-000-00000-51050	TELEPHONE	27.71	51.42	100.00	0.00	100.00
2002-10-0011-000-00000-51110	MAINTENANCE CONTRACTS	5,087.40	19,098.26	20,000.00	15,165.74	20,000.00
2002-10-0011-000-00000-51120	REPAIRS TO EQUIPMENT	1.90	157.25	500.00	0.00	500.00
2002-10-0011-000-00000-51140	EQUIPMENT RENTALS	404.74	521.82	750.00	317.52	750.00
2002-10-0011-000-00000-51160	PROFESSIONAL SERVICES	3,650.05	0.00	0.00	0.00	2,500.00
2002-10-0011-000-00000-51295	OTHER VEHICLE OPER COSTS	3.99	0.00	0.00	4.74	50.00
2002-10-0011-000-00000-51300	GARAGE REPAIRS & MAINT	0.00	0.00	0.00	0.00	200.00
2002-10-0011-000-00000-51310	BOOKS,SUBS,MEMBERSHIPS	17.50	17.50	50.00	20.00	50.00
2002-10-0011-000-00000-51320	TRAINING AND CONFERENCES	342.88	304.29	500.00	264.68	700.00
2002-10-0011-000-00000-51500	VEHICLE INSURANCE	0.00	0.00	0.00	0.00	1,630.00
<b>Subtotal Fund : 2002</b>	<b>Subgroup : None</b>	<b>9,776.72</b>	<b>20,563.42</b>	<b>22,900.00</b>	<b>16,041.10</b>	<b>27,980.00</b>
<b>Fund : [2003]</b>	<b>RURAL &amp; CRITICAL DEBT SERVICE</b>					
2003-10-0011-000-00000-51165	SOLID WASTE HAULING SRVCS	15,089.10	0.00	0.00	0.00	0.00
2003-10-0011-000-00000-51990	UNCLASSIFIED OPERATING	29,407.46	40,414.02	40,000.00	0.00	50,000.00
<b>Subtotal Fund : 2003</b>	<b>Subgroup : None</b>	<b>44,496.56</b>	<b>40,414.02</b>	<b>40,000.00</b>	<b>0.00</b>	<b>50,000.00</b>
<b>Fund : [2010]</b>	<b>LOCAL ADMISSIONS FEES</b>					
2010-10-0011-000-00000-51010	PRINTING	233.19	354.60	500.00	268.41	800.00
2010-10-0011-000-00000-51030	POSTAGE/OTHER CARRIERS	20.58	63.92	500.00	0.00	800.00
2010-10-0011-000-00000-51050	TELEPHONE	27.71	51.40	100.00	0.00	75.00
2010-10-0011-000-00000-51110	MAINTENANCE CONTRACTS	5,087.41	19,098.27	20,000.00	15,165.73	20,000.00
2010-10-0011-000-00000-51120	REPAIRS TO EQUIPMENT	1.88	157.25	500.00	0.00	500.00
2010-10-0011-000-00000-51140	EQUIPMENT RENTALS	404.74	495.18	750.00	317.52	750.00
2010-10-0011-000-00000-51160	PROFESSIONAL SERVICES	3,649.87	0.00	0.00	0.00	2,500.00
2010-10-0011-000-00000-51295	OTHER VEHICLE OPER COSTS	3.99	0.00	0.00	4.73	50.00
2010-10-0011-000-00000-51300	GARAGE REPAIRS & MAINT	0.00	0.00	0.00	0.00	200.00
2010-10-0011-000-00000-51310	BOOKS,SUBS,MEMBERSHIPS	17.50	17.50	50.00	20.00	50.00
2010-10-0011-000-00000-51320	TRAINING AND CONFERENCES	201.43	304.29	500.00	364.68	700.00
2010-10-0011-000-00000-51500	VEHICLE INSURANCE	0.00	0.00	0.00	0.00	1,630.00
<b>Subtotal Fund : 2010</b>	<b>Subgroup : None</b>	<b>9,648.30</b>	<b>20,542.41</b>	<b>22,900.00</b>	<b>16,141.07</b>	<b>28,055.00</b>

**Expenditures (detail) subtotaled by category**

Account	Description	3rd PP-ACTUAL 6/30/2018	2nd PP-ACTUAL 6/30/2019	1st PP-FBUDGET 6/30/2020	1st PP-YTD ACTUAL 6/30/2020	REQUESTED BUDGET 6/30/2021
<b>Fund : [2011]</b>	<b>TREASURER EXECUTION FEES</b>					
2011-10-0011-000-00000-51000	ADVERTISING	103,087.55	88,180.18	130,000.00	86,887.62	117,800.00
2011-10-0011-000-00000-51010	PRINTING	12,740.45	10,639.05	12,000.00	6,350.56	13,000.00
2011-10-0011-000-00000-51030	POSTAGE/OTHER CARRIERS	21,086.61	56,935.38	60,000.00	50,584.22	63,000.00
2011-10-0011-000-00000-51050	TELEPHONE	565.90	561.84	800.00	720.46	800.00
2011-10-0011-000-00000-51110	MAINTENANCE CONTRACTS	0.00	0.00	0.00	2,553.87	3,000.00
2011-10-0011-000-00000-51160	PROFESSIONAL SERVICES	200,468.39	424,272.08	450,000.00	151,102.11	225,000.00
2011-10-0011-000-00000-51295	OTHER VEHICLE OPER COSTS	16.22	0.00	0.00	0.00	0.00
2011-10-0011-000-00000-51300	GARAGE REPAIRS & MAINT	1,269.58	287.58	500.00	125.19	500.00
2011-10-0011-000-00000-51310	BOOKS,SUBS,MEMBERSHIPS	1,874.61	5,053.86	5,000.00	12,218.26	15,000.00
2011-10-0011-000-00000-51320	TRAINING AND CONFERENCES	13,107.73	19,266.25	20,000.00	29,323.14	30,000.00
2011-10-0011-000-00000-51500	VEHICLE INSURANCE	1,164.66	686.38	1,000.00	0.00	1,000.00
2011-10-0011-000-00000-51545	INSURANCE - PREPAID	(19.26)	398.34	0.00	514.79	1,000.00
2011-10-0011-000-00000-51990	UNCLASSIFIED OPERATING	3,336.38	14,358.30	15,000.00	4,264.91	10,000.00
<b>Subtotal Fund : 2011</b>	<b>Subgroup : None</b>	<b>358,698.82</b>	<b>620,639.24</b>	<b>694,300.00</b>	<b>344,645.13</b>	<b>480,100.00</b>
<b>Fund : [2012]</b>	<b>REFORESTATION</b>					
2012-10-0011-000-00000-51160	PROFESSIONAL SERVICES	61,145.00	163,580.69	153,000.00	56,101.31	0.00
2012-10-0013-000-00000-51160	PROFESSIONAL SERVICES	0.00	0.00	0.00	233,571.89	0.00
<b>Subtotal Fund : 2012</b>	<b>Subgroup : None</b>	<b>61,145.00</b>	<b>163,580.69</b>	<b>153,000.00</b>	<b>289,673.20</b>	<b>0.00</b>
<b>Fund : [2033]</b>	<b>GROUP BENEFITS</b>					
2033-10-0001-000-00000-47050	CONTRIBUTION - EMPLOYEES	(183,074.42)	(254,750.04)	0.00	(187,184.96)	0.00
<b>Subtotal Fund : 2033</b>	<b>Subgroup : None</b>	<b>(183,074.42)</b>	<b>(254,750.04)</b>	<b>0.00</b>	<b>(187,184.96)</b>	<b>0.00</b>
<b>Fund : [2034]</b>	<b>GROUP INSURANCE</b>					
2034-10-0001-000-00000-47040	CONTRIBUTION - EMPLOYER (formerly used)	(12,617,553.02)	0.00	0.00	0.00	0.00
2034-10-0001-000-00000-47045	CONTRIBUTION - EMPLOYER - WORKERS COMP	(1,504,661.71)	(1,592,631.94)	0.00	0.00	0.00
2034-10-0001-000-00000-47050	CONTRIBUTION - EMPLOYEES / EMPLOYER	(2,167,905.71)	(14,049,676.25)	0.00	(10,749,726.93)	0.00
2034-10-0011-000-00000-51560	GROUP INSURANCE - MEDICAL	11,098,000.23	11,744,569.90	0.00	6,501,500.95	0.00
2034-10-0011-000-00000-51565	GROUP INSURANCE - VISION/OTHER	716,219.43	1,532,235.80	0.00	1,112,346.35	0.00
2034-10-0011-000-00000-51570	GROUP INSURANCE - DENTAL	607,405.39	626,945.28	0.00	433,101.86	0.00
2034-10-0011-000-00000-51580	GROUP INSURANCE - WORKERS COMP	828,908.73	1,592,631.94	0.00	1,151,442.79	0.00
2034-10-0011-000-00000-51590	EMPLOYEE WELLNESS BENEFITS	8,451.17	8,558.00	0.00	0.00	0.00
2034-10-0011-000-00000-51980	GROUP INSURANCE - ADMINISTRATIVE FEES	1,360,256.25	687,594.05	0.00	651,806.46	0.00
<b>Subtotal Fund : 2034</b>	<b>Subgroup : None</b>	<b>(1,670,879.24)</b>	<b>550,226.78</b>	<b>0.00</b>	<b>(899,528.52)</b>	<b>0.00</b>
<b>Fund : [2100]</b>	<b>CLERK OF COURT - INCENTIVES</b>					
2100-10-0011-000-00000-51010	PRINTING	2,635.08	132.49	200.00	0.00	200.00
2100-10-0011-000-00000-51030	POSTAGE/OTHER CARRIERS	3,841.48	2,515.23	3,000.00	1,947.28	3,000.00
2100-10-0011-000-00000-51110	MAINTENANCE CONTRACTS	1,117.24	1,228.54	1,300.00	0.00	1,300.00
2100-10-0011-000-00000-51160	PROFESSIONAL SERVICES	0.00	12,109.47	12,000.00	(11,917.47)	12,000.00
2100-10-0011-000-00000-51320	TRAINING AND CONFERENCES	0.00	4,356.76	5,000.00	0.00	5,000.00
<b>Subtotal Fund : 2100</b>	<b>Subgroup : None</b>	<b>7,593.80</b>	<b>20,342.49</b>	<b>21,500.00</b>	<b>(9,970.19)</b>	<b>21,500.00</b>
<b>Fund : [2101]</b>	<b>CLERK OF COURT - UNIT COST</b>					
2101-10-0011-000-00000-51010	PRINTING	37.10	3,087.05	4,000.00	0.00	4,000.00
2101-10-0011-000-00000-51030	POSTAGE/OTHER CARRIERS	15,051.00	12,023.55	13,000.00	167.56	13,000.00
2101-10-0011-000-00000-51110	MAINTENANCE CONTRACTS	12,864.10	9,921.76	10,000.00	6,010.28	10,000.00

**Expenditures (detail) subtotaled by category**

Account	Description	3rd PP-ACTUAL 6/30/2018	2nd PP-ACTUAL 6/30/2019	1st PP-FBUDGET 6/30/2020	1st PP-YTD ACTUAL 6/30/2020	REQUESTED BUDGET 6/30/2021
<b>Subtotal Fund : 2101</b>	<b>Subgroup : None</b>	<b>27,952.20</b>	<b>25,032.36</b>	<b>27,000.00</b>	<b>6,177.84</b>	<b>27,000.00</b>
<b>Fund : [2110]</b>	<b>14TH CIRCUIT PUBLIC DEFENDER</b>					
2110-10-0011-000-00000-51010	PRINTING	1,305.03	742.07	1,500.00	642.42	2,000.00
2110-10-0011-000-00000-51030	POSTAGE/OTHER CARRIERS	1,378.69	2,373.84	2,500.00	1,760.68	3,000.00
2110-10-0011-000-00000-51050	TELEPHONE	23,501.31	23,813.59	25,000.00	20,654.76	28,000.00
2110-10-0011-000-00000-51140	EQUIPMENT RENTALS	7,070.65	11,229.95	12,000.00	7,641.04	8,000.00
2110-10-0011-000-00000-51160	PROFESSIONAL SERVICES	(11,915.50)	25,543.84	150,000.00	77,897.28	50,000.00
2110-10-0011-000-00000-51295	OTHER VEHICLE OPER COSTS	689.90	478.35	500.00	378.14	700.00
2110-10-0011-000-00000-51300	GARAGE REPAIRS & MAINT	5,151.46	2,771.59	3,000.00	1,647.48	3,000.00
2110-10-0011-000-00000-51310	BOOKS,SUBS,MEMBERSHIPS	10,747.47	11,375.00	12,000.00	12,191.40	20,000.00
2110-10-0011-000-00000-51320	TRAINING AND CONFERENCES	19,778.41	22,911.68	25,000.00	19,991.45	60,000.00
2110-10-0011-000-00000-51500	VEHICLE INSURANCE	5,034.42	5,449.95	6,000.00	43.85	8,000.00
2110-10-0011-000-00000-51545	INSURANCE - PREPAID	(467.55)	(324.19)	0.00	4,087.46	0.00
<b>Subtotal Fund : 2110</b>	<b>Subgroup : None</b>	<b>62,274.29</b>	<b>106,365.67</b>	<b>237,500.00</b>	<b>146,935.56</b>	<b>182,700.00</b>
<b>Fund : [2201]</b>	<b>BCSO E-911</b>					
2201-20-0011-000-00000-51010	PRINTING	0.00	0.00	0.00	96.30	0.00
2201-20-0011-000-00000-51030	POSTAGE/OTHER CARRIERS	0.00	470.57	500.00	0.00	500.00
2201-20-0011-000-00000-51050	TELEPHONE	240,498.49	243,478.22	300,000.00	188,202.57	300,000.00
2201-20-0011-000-00000-51051	DATA	240,543.44	249,678.22	300,000.00	197,575.50	300,000.00
2201-20-0011-000-00000-51110	MAINTENANCE CONTRACTS	468,692.31	411,545.25	425,000.00	185,662.26	425,000.00
2201-20-0011-000-00000-51120	REPAIRS TO EQUIPMENT	0.00	980.00	1,000.00	2,198.07	1,000.00
2201-20-0011-000-00000-51160	PROFESSIONAL SERVICES	3,500.00	26,200.00	25,000.00	4,656.00	25,000.00
2201-20-0011-000-00000-51170	NON-PROFESSIONAL SERVICES	0.00	0.00	0.00	400.00	0.00
2201-20-0011-000-00000-51310	BOOKS,SUBS,MEMBERSHIPS	8,089.68	4,645.64	5,000.00	3,720.30	5,000.00
2201-20-0011-000-00000-51320	TRAINING AND CONFERENCES	13,713.19	23,374.23	25,000.00	9,267.95	25,000.00
2201-20-0011-000-00000-51540	INSURANCE - OTHER	237.42	273.10	500.00	0.00	500.00
2201-20-0011-000-00000-51545	INSURANCE - PREPAID	(71.73)	(26.76)	0.00	204.83	0.00
<b>Subtotal Fund : 2201</b>	<b>Subgroup : None</b>	<b>975,202.80</b>	<b>960,618.47</b>	<b>1,082,000.00</b>	<b>591,983.78</b>	<b>1,082,000.00</b>
<b>Fund : [2202]</b>	<b>BCSO HAZ MAT TRUST</b>					
2202-20-0011-000-00000-51030	POSTAGE/OTHER CARRIERS	226.47	167.36	200.00	171.20	200.00
2202-20-0011-000-00000-51170	NON-PROFESSIONAL SERVICES	0.00	0.00	0.00	675.00	0.00
2202-20-0011-000-00000-51320	TRAINING AND CONFERENCES	26,603.68	8,684.92	20,000.00	13,317.52	20,000.00
<b>Subtotal Fund : 2202</b>	<b>Subgroup : None</b>	<b>26,830.15</b>	<b>8,852.28</b>	<b>20,200.00</b>	<b>14,163.72</b>	<b>20,200.00</b>
<b>Fund : [2241]</b>	<b>DETENTION CENTER TRUST</b>					
2241-20-0011-000-00000-51160	PROFESSIONAL SERVICES	0.00	18.32	0.00	0.00	0.00
<b>Subtotal Fund : 2241</b>	<b>Subgroup : None</b>	<b>0.00</b>	<b>18.32</b>	<b>0.00</b>	<b>0.00</b>	<b>0.00</b>
<b>Fund : [2242]</b>	<b>DETENTION CENTER ALIEN ASSIST</b>					
2242-20-0011-000-00000-51160	PROFESSIONAL SERVICES	35.00	15,498.82	15,000.00	2,074.39	15,000.00
2242-20-0011-000-00000-51190	MEDICAL/DENTAL SERVICES	0.00	0.00	20,000.00	0.00	20,000.00
2242-20-0011-000-00000-51320	TRAINING AND CONFERENCES	0.00	0.00	0.00	4,511.69	0.00
<b>Subtotal Fund : 2242</b>	<b>Subgroup : None</b>	<b>35.00</b>	<b>15,498.82</b>	<b>35,000.00</b>	<b>6,586.08</b>	<b>35,000.00</b>
<b>Fund : [2253]</b>	<b>BCSO SCHOOL RESOURCE</b>					
2253-20-0011-000-00000-51295	OTHER VEHICLE OPER COSTS	22.50	185.01	200.00	0.00	200.00
2253-20-0011-000-00000-51300	GARAGE REPAIRS & MAINT	10,809.06	5,215.38	6,000.00	2,164.16	6,000.00

**Expenditures (detail) subtotaled by category**

Account	Description	3rd PP-ACTUAL 6/30/2018	2nd PP-ACTUAL 6/30/2019	1st PP-FBUDGET 6/30/2020	1st PP-YTD ACTUAL 6/30/2020	REQUESTED BUDGET 6/30/2021
2253-20-0011-000-00000-51301	INSURANCE REIMB (CR)	(1,867.82)	0.00	0.00	0.00	0.00
2253-20-0011-000-00000-51310	BOOKS,SUBS,MEMBERSHIPS	175.00	175.00	200.00	175.00	200.00
2253-20-0011-000-00000-51320	TRAINING AND CONFERENCES	8,382.80	0.00	5,000.00	0.00	5,000.00
2253-20-0011-000-00000-51500	VEHICLE INSURANCE	5,549.48	4,837.68	5,000.00	0.00	5,000.00
2253-20-0011-000-00000-51545	INSURANCE - PREPAID	443.23	541.64	500.00	3,642.78	500.00
<b>Subtotal Fund : 2253</b>	<b>Subgroup : None</b>	<b>23,514.25</b>	<b>10,954.71</b>	<b>16,900.00</b>	<b>5,981.94</b>	<b>16,900.00</b>
<b>Fund : [2255]</b>	<b>BCSO ALZHEIMERS FUND</b>					
2255-20-0011-000-00000-51030	POSTAGE/OTHER CARRIERS	0.00	0.00	0.00	11.74	0.00
<b>Subtotal Fund : 2255</b>	<b>Subgroup : None</b>	<b>0.00</b>	<b>0.00</b>	<b>0.00</b>	<b>11.74</b>	<b>0.00</b>
<b>Fund : [2257]</b>	<b>BCSO DRUG RESTRICTED</b>					
2257-20-0011-000-00000-51000	ADVERTISING	0.00	0.00	0.00	3,521.21	0.00
2257-20-0011-000-00000-51295	OTHER VEHICLE OPER COSTS	924.32	60.00	0.00	15.00	0.00
2257-20-0013-000-00000-51295	OTHER VEHICLE OPER COSTS	0.00	0.00	0.00	15.00	0.00
<b>Subtotal Fund : 2257</b>	<b>Subgroup : None</b>	<b>924.32</b>	<b>60.00</b>	<b>0.00</b>	<b>3,551.21</b>	<b>0.00</b>
<b>Fund : [2260]</b>	<b>BCSO DRUG SEIZURE</b>					
2260-20-0011-000-00000-51320	TRAINING AND CONFERENCES	0.00	0.00	0.00	12,937.00	0.00
<b>Subtotal Fund : 2260</b>	<b>Subgroup : None</b>	<b>0.00</b>	<b>0.00</b>	<b>0.00</b>	<b>12,937.00</b>	<b>0.00</b>
<b>Fund : [2262]</b>	<b>BCSO BODY CAMERAS</b>					
2262-20-0011-000-00000-51170	NON-PROFESSIONAL SERVICES	0.00	7,538.20	0.00	1,850.00	0.00
<b>Subtotal Fund : 2262</b>	<b>Subgroup : None</b>	<b>0.00</b>	<b>7,538.20</b>	<b>0.00</b>	<b>1,850.00</b>	<b>0.00</b>
<b>Fund : [2302]</b>	<b>ROAD IMPACT FEES - BLUFFTON</b>					
2302-30-0011-000-00000-51160	PROFESSIONAL SERVICES	48,470.00	72,972.50	62,000.00	26,118.80	0.00
<b>Subtotal Fund : 2302</b>	<b>Subgroup : None</b>	<b>48,470.00</b>	<b>72,972.50</b>	<b>62,000.00</b>	<b>26,118.80</b>	<b>0.00</b>
<b>Fund : [2303]</b>	<b>ROAD IMPACT FEES - NORTH BEAUFORT</b>					
2303-30-0011-000-00000-51160	PROFESSIONAL SERVICES	15,054.50	93,348.50	40,000.00	32,121.86	0.00
<b>Subtotal Fund : 2303</b>	<b>Subgroup : None</b>	<b>15,054.50</b>	<b>93,348.50</b>	<b>40,000.00</b>	<b>32,121.86</b>	<b>0.00</b>
<b>Fund : [2311]</b>	<b>WASTE MGMT RECYCLING SUBSIDY</b>					
2311-30-0011-000-00000-51000	ADVERTISING	0.00	500.00	0.00	875.00	0.00
2311-30-0011-000-00000-51320	TRAINING AND CONFERENCES	0.00	299.00	0.00	0.00	0.00
<b>Subtotal Fund : 2311</b>	<b>Subgroup : None</b>	<b>0.00</b>	<b>799.00</b>	<b>0.00</b>	<b>875.00</b>	<b>0.00</b>
<b>Fund : [2342]</b>	<b>COUNTYWIDE MOTOR VEHICLE FEES</b>					
2342-30-0011-000-00000-51010	PRINTING	755.57	0.00	0.00	0.00	0.00
2342-30-0011-000-00000-51030	POSTAGE/OTHER CARRIERS	0.00	216.53	500.00	151.85	500.00
2342-30-0011-000-00000-51160	PROFESSIONAL SERVICES	0.00	48,791.53	0.00	0.00	0.00
2342-30-0011-00C-00000-51160	PROFESSIONAL SERVICES	38,153.08	0.00	0.00	0.00	0.00
2342-30-0011-00C-00000-51320	TRAINING AND CONFERENCES	101.65	0.00	0.00	0.00	0.00
2342-30-0011-00T-00000-51010	PRINTING	1,769.93	0.00	0.00	0.00	0.00
2342-30-0011-00T-00000-51160	PROFESSIONAL SERVICES	135,694.90	210,342.81	100,000.00	82,586.03	0.00
2342-30-0011-00T-00000-51320	TRAINING AND CONFERENCES	0.00	1,805.46	2,000.00	950.78	0.00
<b>Subtotal Fund : 2342</b>	<b>Subgroup : None</b>	<b>176,475.13</b>	<b>261,156.33</b>	<b>102,500.00</b>	<b>83,688.66</b>	<b>500.00</b>
<b>Fund : [2343]</b>	<b>CTC - STATE GAS TAX FUNDS</b>					

**Expenditures (detail) subtotaled by category**

Account	Description	3rd PP-ACTUAL 6/30/2018	2nd PP-ACTUAL 6/30/2019	1st PP-FBUDGET 6/30/2020	1st PP-YTD ACTUAL 6/30/2020	REQUESTED BUDGET 6/30/2021
2343-30-0011-00C-00000-51010	PRINTING	0.00	46.64	0.00	0.00	0.00
2343-30-0011-00C-00000-51160	PROFESSIONAL SERVICES	0.00	293.02	0.00	0.00	0.00
<b>Subtotal Fund : 2343</b>	<b>Subgroup : None</b>	<b>0.00</b>	<b>339.66</b>	<b>0.00</b>	<b>0.00</b>	<b>0.00</b>
<b>Fund : [2344]</b>	<b>DHEC OIL COLLECTION GRANT</b>					
2344-30-0011-000-00000-51000	ADVERTISING	2,500.00	3,149.00	0.00	2,500.00	0.00
2344-30-0011-000-00000-51010	PRINTING	0.00	851.00	0.00	0.00	0.00
2344-30-0011-000-00000-51167	RECYCLING SERVICES	1,522.00	1,030.00	0.00	413.00	0.00
2344-30-0011-000-00000-51320	TRAINING AND CONFERENCES	(10.00)	0.00	0.00	0.00	0.00
<b>Subtotal Fund : 2344</b>	<b>Subgroup : None</b>	<b>4,012.00</b>	<b>5,030.00</b>	<b>0.00</b>	<b>2,913.00</b>	<b>0.00</b>
<b>Fund : [2345]</b>	<b>STATE TIRE RECYCLING FEE</b>					
2345-30-0011-000-00000-51160	PROFESSIONAL SERVICES	18,603.78	95,861.50	0.00	63,668.50	0.00
<b>Subtotal Fund : 2345</b>	<b>Subgroup : None</b>	<b>18,603.78</b>	<b>95,861.50</b>	<b>0.00</b>	<b>63,668.50</b>	<b>0.00</b>
<b>Fund : [2348]</b>	<b>DHEC WASTE TIRE GRANT</b>					
2348-30-0011-000-00000-51000	ADVERTISING	4,365.08	2,700.00	0.00	0.00	0.00
2348-30-0011-000-00000-51010	PRINTING	295.74	550.90	0.00	318.86	0.00
<b>Subtotal Fund : 2348</b>	<b>Subgroup : None</b>	<b>4,660.82</b>	<b>3,250.90</b>	<b>0.00</b>	<b>318.86</b>	<b>0.00</b>
<b>Fund : [2349]</b>	<b>DHEC SOLID WASTE GRANT</b>					
2349-30-0011-000-00000-51000	ADVERTISING	4,499.20	16,892.08	0.00	1,250.00	0.00
2349-30-0011-000-00000-51010	PRINTING	2,552.48	148.33	0.00	0.00	0.00
2349-30-0011-000-00000-51140	EQUIPMENT RENTALS	0.00	8,094.00	0.00	0.00	0.00
2349-30-0011-000-00000-51160	PROFESSIONAL SERVICES	25,000.00	25,100.00	0.00	0.00	0.00
<b>Subtotal Fund : 2349</b>	<b>Subgroup : None</b>	<b>32,051.68</b>	<b>50,234.41</b>	<b>0.00</b>	<b>1,250.00</b>	<b>0.00</b>
<b>Fund : [2352]</b>	<b>PALMETTO PRIDE ENFORCEMENT</b>					
2352-30-0011-000-00000-51320	TRAINING AND CONFERENCES	1,084.35	281.00	0.00	802.10	0.00
2352-30-0012-000-00000-51000	ADVERTISING	0.00	2,000.00	0.00	0.00	0.00
<b>Subtotal Fund : 2352</b>	<b>Subgroup : None</b>	<b>1,084.35</b>	<b>2,281.00</b>	<b>0.00</b>	<b>802.10</b>	<b>0.00</b>
<b>Fund : [2401]</b>	<b>ALCOHOL &amp; DRUG ABUSE - ADMIN</b>					
2401-40-0011-000-00000-51000	ADVERTISING	91.40	395.49	250.00	100.00	250.00
2401-40-0011-000-00000-51010	PRINTING	697.48	394.13	1,400.00	175.48	1,000.00
2401-40-0011-000-00000-51030	POSTAGE/OTHER CARRIERS	699.89	1,915.55	7,200.00	1,420.75	2,700.00
2401-40-0011-000-00000-51050	TELEPHONE	474.59	908.93	1,300.00	876.22	1,350.00
2401-40-0011-000-00000-51110	MAINTENANCE CONTRACTS	10,706.21	11,346.14	14,000.00	8,312.56	13,000.00
2401-40-0011-000-00000-51120	REPAIRS TO EQUIPMENT	0.00	0.00	100.00	0.00	0.00
2401-40-0011-000-00000-51140	EQUIPMENT RENTALS	3,682.91	3,650.53	3,900.00	2,239.48	3,500.00
2401-40-0011-000-00000-51160	PROFESSIONAL SERVICES	8,859.73	27,637.71	21,050.00	18,491.95	5,000.00
2401-40-0011-000-00000-51300	GARAGE REPAIRS & MAINT	753.90	794.74	2,300.00	9,308.46	2,300.00
2401-40-0011-000-00000-51301	INSURANCE REIMB (CR)	0.00	0.00	0.00	(8,016.06)	0.00
2401-40-0011-000-00000-51310	BOOKS,SUBS,MEMBERSHIPS	5,241.00	5,686.00	6,750.00	6,375.00	6,750.00
2401-40-0011-000-00000-51320	TRAINING AND CONFERENCES	1,248.23	1,415.93	5,000.00	476.30	5,000.00
2401-40-0011-000-00000-51500	VEHICLE INSURANCE	1,821.97	2,702.93	5,000.00	0.00	2,500.00
2401-40-0011-000-00000-51520	MED/PROF LIAB INSURANCE	2,150.00	3,940.80	2,300.00	0.00	2,300.00
2401-40-0011-000-00000-51545	INSURANCE - PREPAID	419.65	(1,970.66)	0.00	4,949.64	4,950.00
<b>Subtotal Fund : 2401</b>	<b>Subgroup : None</b>	<b>36,846.96</b>	<b>58,818.22</b>	<b>70,550.00</b>	<b>44,709.78</b>	<b>50,600.00</b>

**Expenditures (detail) subtotaled by category**

Account	Description	3rd PP-ACTUAL 6/30/2018	2nd PP-ACTUAL 6/30/2019	1st PP-FBUDGET 6/30/2020	1st PP-YTD ACTUAL 6/30/2020	REQUESTED BUDGET 6/30/2021
<b>Fund : [2402]</b>	<b>ALCOHOL &amp; DRUG ABUSE - SAFETY ACTION</b>					
2402-40-0011-000-00000-51010	PRINTING	0.00	16.32	200.00	0.00	100.00
2402-40-0011-000-00000-51160	PROFESSIONAL SERVICES	17,311.25	17,665.00	16,000.00	8,448.56	16,000.00
2402-40-0011-000-00000-51310	BOOKS,SUBS,MEMBERSHIPS	619.00	593.00	1,200.00	465.00	1,200.00
2402-40-0011-000-00000-51320	TRAINING AND CONFERENCES	416.05	2,353.36	700.00	405.92	800.00
<b>Subtotal Fund : 2402</b>	<b>Subgroup : None</b>	<b>18,346.30</b>	<b>20,627.68</b>	<b>18,100.00</b>	<b>9,319.48</b>	<b>18,100.00</b>
<b>Fund : [2403]</b>	<b>ALCOHOL &amp; DRUG ABUSE - SCHOOL INTERVENTION</b>					
2403-40-0011-000-00000-51010	PRINTING	0.00	0.00	0.00	0.00	100.00
2403-40-0011-000-00000-51160	PROFESSIONAL SERVICES	2,400.00	2,050.00	2,700.00	639.49	1,200.00
2403-40-0011-000-00000-51310	BOOKS,SUBS,MEMBERSHIPS	225.00	570.00	300.00	125.00	600.00
2403-40-0011-000-00000-51320	TRAINING AND CONFERENCES	723.13	260.35	500.00	276.60	1,000.00
<b>Subtotal Fund : 2403</b>	<b>Subgroup : None</b>	<b>3,348.13</b>	<b>2,880.35</b>	<b>3,500.00</b>	<b>1,041.09</b>	<b>2,900.00</b>
<b>Fund : [2404]</b>	<b>ALCOHOL &amp; DRUG ABUSE - COMMUNITY BASED TREATMENT</b>					
2404-40-0011-000-00000-51010	PRINTING	0.00	168.53	200.00	69.55	400.00
2404-40-0011-000-00000-51050	TELEPHONE	568.91	645.38	700.00	437.52	700.00
2404-40-0011-000-00000-51160	PROFESSIONAL SERVICES	14,361.00	10,340.03	15,000.00	3,908.00	7,000.00
2404-40-0011-000-00000-51310	BOOKS,SUBS,MEMBERSHIPS	1,503.70	2,149.00	2,400.00	660.00	1,300.00
2404-40-0011-000-00000-51320	TRAINING AND CONFERENCES	4,955.33	2,242.28	4,250.00	1,856.07	3,700.00
<b>Subtotal Fund : 2404</b>	<b>Subgroup : None</b>	<b>21,388.94</b>	<b>15,545.22</b>	<b>22,550.00</b>	<b>6,931.14</b>	<b>13,100.00</b>
<b>Fund : [2405]</b>	<b>ALCOHOL &amp; DRUG ABUSE - PREVENTIVE EDUCATION</b>					
2405-40-0011-000-00000-51010	PRINTING	0.00	0.00	250.00	51.36	250.00
2405-40-0011-000-00000-51050	TELEPHONE	157.76	645.14	700.00	437.50	700.00
2405-40-0011-000-00000-51150	OFFICE SPACE RENTALS	0.00	0.00	400.00	0.00	0.00
2405-40-0011-000-00000-51160	PROFESSIONAL SERVICES	790.00	0.00	2,000.00	286.00	250.00
2405-40-0011-000-00000-51310	BOOKS,SUBS,MEMBERSHIPS	290.94	204.00	575.00	254.00	600.00
2405-40-0011-000-00000-51320	TRAINING AND CONFERENCES	5,409.11	1,041.32	7,000.00	1,881.03	6,000.00
2405-40-0011-000-00000-51450	STRATEGIC PREVENTION FRAMEWORK	104.00	0.00	0.00	0.00	0.00
2405-40-0011-000-00000-51490	ALC/DRUG SPECIAL PROJECTS	2,718.90	2,624.91	6,000.00	2,383.89	6,000.00
<b>Subtotal Fund : 2405</b>	<b>Subgroup : None</b>	<b>9,470.71</b>	<b>4,515.37</b>	<b>16,925.00</b>	<b>5,293.78</b>	<b>13,800.00</b>
<b>Fund : [2406]</b>	<b>ALCOHOL &amp; DRUG ABUSE - SBIRT</b>					
2406-40-0011-000-00000-51050	TELEPHONE	0.00	0.00	5,200.00	250.79	0.00
2406-40-0011-000-00000-51110	MAINTENANCE CONTRACTS	0.00	0.00	4,000.00	0.00	0.00
2406-40-0011-000-00000-51160	PROFESSIONAL SERVICES	0.00	0.00	0.00	1,553.00	0.00
2406-40-0011-000-00000-51320	TRAINING AND CONFERENCES	0.00	0.00	3,000.00	700.00	0.00
<b>Subtotal Fund : 2406</b>	<b>Subgroup : None</b>	<b>0.00</b>	<b>0.00</b>	<b>12,200.00</b>	<b>2,503.79</b>	<b>0.00</b>
<b>Fund : [2407]</b>	<b>ALCOHOL &amp; DRUG ABUSE - INTENSIVE OUTPATIENT</b>					
2407-40-0011-000-00000-51010	PRINTING	0.00	0.00	0.00	0.00	100.00
2407-40-0011-000-00000-51160	PROFESSIONAL SERVICES	0.00	250.00	10,000.00	750.00	1,500.00
2407-40-0011-000-00000-51310	BOOKS,SUBS,MEMBERSHIPS	644.00	1,025.00	675.00	0.00	1,275.00
2407-40-0011-000-00000-51320	TRAINING AND CONFERENCES	399.47	177.73	1,350.00	431.90	2,600.00
<b>Subtotal Fund : 2407</b>	<b>Subgroup : None</b>	<b>1,043.47</b>	<b>1,452.73</b>	<b>12,025.00</b>	<b>1,181.90</b>	<b>5,475.00</b>
<b>Fund : [2408]</b>	<b>ALCOHOL &amp; DRUG ABUSE - MEDICATION ASSISTED TREATMNT</b>					
2408-40-0011-000-00000-51190	PHYSICIAN CONTRACT COSTS	0.00	0.00	0.00	1,239.66	11,270.00
<b>Subtotal Fund : 2408</b>	<b>Subgroup : None</b>	<b>0.00</b>	<b>0.00</b>	<b>0.00</b>	<b>1,239.66</b>	<b>11,270.00</b>

**Expenditures (detail) subtotaled by category**

Account	Description	3rd PP-ACTUAL 6/30/2018	2nd PP-ACTUAL 6/30/2019	1st PP-FBUDGET 6/30/2020	1st PP-YTD ACTUAL 6/30/2020	REQUESTED BUDGET 6/30/2021
<b>Fund : [2409]</b>	<b>ALCOHOL &amp; DRUG ABUSE - BRIDGE PROGRAM</b>					
2409-40-0011-000-00000-51010	PRINTING	0.00	0.00	0.00	121.98	0.00
2409-40-0011-000-00000-51050	TELEPHONE	0.00	0.00	775.00	0.00	0.00
2409-40-0011-000-00000-51110	MAINTENANCE CONTRACTS	0.00	0.00	600.00	0.00	0.00
2409-40-0011-000-00000-51310	BOOKS,SUBS,MEMBERSHIPS	0.00	0.00	250.00	0.00	0.00
2409-40-0011-000-00000-51320	TRAINING AND CONFERENCES	0.00	0.00	1,701.00	0.00	0.00
<b>Subtotal Fund : 2409</b>	<b>Subgroup : None</b>	<b>0.00</b>	<b>0.00</b>	<b>3,326.00</b>	<b>121.98</b>	<b>0.00</b>
<b>Fund : [2410]</b>	<b>ALCOHOL &amp; DRUG ABUSE - PREVENTION ECHO GRANT</b>					
2410-40-0011-000-00000-51000	ADVERTISING	0.00	0.00	9,180.00	0.00	0.00
2410-40-0011-000-00000-51010	PRINTING	0.00	0.00	3,450.00	691.67	0.00
2410-40-0011-000-00000-51030	POSTAGE/OTHER CARRIERS	0.00	0.00	1,000.00	283.12	0.00
2410-40-0011-000-00000-51140	EQUIPMENT RENTALS	0.00	0.00	250.00	0.00	0.00
2410-40-0011-000-00000-51320	TRAINING AND CONFERENCES	0.00	0.00	9,870.00	4,040.16	0.00
<b>Subtotal Fund : 2410</b>	<b>Subgroup : None</b>	<b>0.00</b>	<b>0.00</b>	<b>23,750.00</b>	<b>5,014.95</b>	<b>0.00</b>
<b>Fund : [2411]</b>	<b>ALCOHOL &amp; DRUG ABUSE - PREVENTION COUNTER TOOLS</b>					
2411-40-0011-000-00000-51000	ADVERTISING	0.00	0.00	500.00	0.00	0.00
2411-40-0011-000-00000-51010	PRINTING	0.00	0.00	500.00	0.00	0.00
2411-40-0011-000-00000-51050	TELEPHONE	0.00	0.00	0.00	7.74	0.00
2411-40-0011-000-00000-51320	TRAINING AND CONFERENCES	0.00	0.00	2,150.00	544.80	0.00
<b>Subtotal Fund : 2411</b>	<b>Subgroup : None</b>	<b>0.00</b>	<b>0.00</b>	<b>3,150.00</b>	<b>552.54</b>	<b>0.00</b>
<b>Fund : [2441]</b>	<b>DSN - ADMIN</b>					
2441-40-0011-000-00000-51000	ADVERTISING	482.38	1,401.46	1,500.00	0.00	1,500.00
2441-40-0011-000-00000-51010	PRINTING	421.67	382.80	1,000.00	658.97	1,000.00
2441-40-0011-000-00000-51030	POSTAGE/OTHER CARRIERS	3,197.04	2,468.85	3,500.00	1,466.23	3,500.00
2441-40-0011-000-00000-51040	LICENSES/PERMITS	0.00	0.00	0.00	394.48	0.00
2441-40-0011-000-00000-51050	TELEPHONE	2,347.04	1,638.75	1,700.00	1,325.84	1,700.00
2441-40-0011-000-00000-51060	ELECTRICITY/NAT'L GAS	48,577.09	35,037.58	40,000.00	25,499.49	40,000.00
2441-40-0011-000-00000-51070	WATER/SEWER SERVICES	3,961.28	3,805.68	5,000.00	3,501.76	5,000.00
2441-40-0011-000-00000-51090	GARBAGE SERVICES	2,084.00	2,295.92	2,300.00	2,194.40	2,300.00
2441-40-0011-000-00000-51110	MAINTENANCE CONTRACTS	1,316.49	1,959.14	3,000.00	1,040.41	3,000.00
2441-40-0011-000-00000-51120	REPAIRS TO EQUIPMENT	0.00	0.00	1,000.00	0.00	1,000.00
2441-40-0011-000-00000-51130	REPAIRS TO BUILDINGS	0.00	0.00	1,000.00	0.00	1,000.00
2441-40-0011-000-00000-51140	EQUIPMENT RENTALS	7,843.69	7,771.13	6,000.00	5,285.04	6,000.00
2441-40-0011-000-00000-51160	PROFESSIONAL SERVICES	21,274.23	31,247.01	35,000.00	14,151.95	75,000.00
2441-40-0011-000-00000-51210	CLEANING SERVICES	23,229.74	27,369.39	30,000.00	17,683.92	30,000.00
2441-40-0011-000-00000-51220	CONTRACTUAL SRVCS-BLDGS	892.50	1,167.89	10,400.00	2,617.00	10,400.00
2441-40-0011-000-00000-51270	GROUPS MAINT SERVICES	9,120.00	9,868.46	12,000.00	4,471.50	12,000.00
2441-40-0011-000-00000-51295	OTHER VEHICLE OPER COSTS	1,760.16	2,105.56	2,500.00	592.52	2,500.00
2441-40-0011-000-00000-51300	GARAGE REPAIRS & MAINT	11,861.59	12,447.53	10,000.00	6,942.16	10,000.00
2441-40-0011-000-00000-51301	INSURANCE REIMB (CR)	0.00	(1,298.28)	0.00	0.00	0.00
2441-40-0011-000-00000-51310	BOOKS,SUBS,MEMBERSHIPS	1,535.00	1,638.47	1,500.00	785.00	1,500.00
2441-40-0011-000-00000-51320	TRAINING AND CONFERENCES	3,655.78	5,592.76	6,000.00	3,265.88	6,000.00
2441-40-0011-000-00000-51380	CLIENT TRAVEL	0.00	0.00	0.00	(69.90)	0.00
2441-40-0011-000-00000-51500	VEHICLE INSURANCE	8,808.45	10,422.24	0.00	44.43	0.00
2441-40-0011-000-00000-51510	BLDG/CONTENTS INSURANCE	6,277.61	6,849.57	0.00	0.00	0.00
2441-40-0011-000-00000-51520	MED/PROF LIAB INSURANCE	616.80	0.00	0.00	0.00	0.00



**Expenditures (detail) subtotaled by category**

Account	Description	3rd PP-ACTUAL 6/30/2018	2nd PP-ACTUAL 6/30/2019	1st PP-FBUDGET 6/30/2020	1st PP-YTD ACTUAL 6/30/2020	REQUESTED BUDGET 6/30/2021
2441-40-0011-000-00000-51545	INSURANCE - PREPAID	2,042.93	169.80	12,000.00	11,578.39	12,000.00
2441-40-0011-000-00000-51990	UNCLASSIFIED OPERATING	1,338.16	1,251.96	2,000.00	0.00	2,000.00
<b>Subtotal Fund : 2441</b>	<b>Subgroup : None</b>	<b>162,643.63</b>	<b>165,593.67</b>	<b>187,400.00</b>	<b>103,429.47</b>	<b>227,400.00</b>
<b>Fund : [2442]</b>	<b>DSN - ADULT EMPLOYMENT SVCS</b>					
2442-40-0011-000-00000-51050	TELEPHONE	4,164.56	4,220.97	5,400.00	5,017.35	7,500.00
2442-40-0011-000-00000-51090	GARBAGE SERVICES	0.00	66.47	100.00	65.00	500.00
2442-40-0011-000-00000-51120	REPAIRS TO EQUIPMENT	504.59	148.86	1,000.00	0.00	1,000.00
2442-40-0011-000-00000-51130	REPAIRS TO BUILDINGS	0.00	426.29	500.00	0.00	500.00
2442-40-0011-000-00000-51140	EQUIPMENT RENTALS	600.00	600.00	2,600.00	400.00	2,600.00
2442-40-0011-000-00000-51160	PROFESSIONAL SERVICES	448,467.39	449,007.57	456,000.00	359,395.04	454,870.00
2442-40-0011-000-00000-51180	CONSUMER TRAINEES	189,018.13	193,631.97	190,000.00	80,776.08	0.00
2442-40-0011-000-00000-51230	TRANSPORTATION SERVICES	208,823.73	276,486.47	285,000.00	191,289.03	285,000.00
2442-40-0011-000-00000-51295	OTHER VEHICLE OPER COSTS	1,642.32	2,763.21	3,000.00	4,754.75	5,000.00
2442-40-0011-000-00000-51300	GARAGE REPAIRS & MAINT	17,950.04	22,051.02	20,000.00	13,471.62	20,000.00
2442-40-0011-000-00000-51301	INSURANCE REIMB (CR)	0.00	(4,438.15)	0.00	0.00	0.00
2442-40-0011-000-00000-51310	BOOKS,SUBS,MEMBERSHIPS	199.00	130.37	200.00	0.00	200.00
2442-40-0011-000-00000-51320	TRAINING AND CONFERENCES	6,370.74	7,144.86	7,000.00	5,523.00	7,000.00
2442-40-0011-000-00000-51380	CLIENT TRAVEL	20.00	170.00	100.00	(76.50)	100.00
2442-40-0011-000-00000-51500	VEHICLE INSURANCE	11,069.50	14,429.55	0.00	137.36	0.00
2442-40-0011-000-00000-51545	INSURANCE - PREPAID	646.51	(2,713.10)	10,855.00	10,854.83	11,000.00
2442-40-0011-000-00000-51990	UNCLASSIFIED OPERATING	4,860.14	0.00	0.00	0.00	0.00
<b>Subtotal Fund : 2442</b>	<b>Subgroup : None</b>	<b>894,336.65</b>	<b>964,126.36</b>	<b>981,755.00</b>	<b>671,607.56</b>	<b>795,270.00</b>
<b>Fund : [2443]</b>	<b>DSN - SUPERVISED LIVING</b>					
2443-40-0011-000-00000-51050	TELEPHONE	398.73	783.08	1,000.00	580.83	1,000.00
2443-40-0011-000-00000-51160	PROFESSIONAL SERVICES	439.25	457.31	0.00	0.00	0.00
2443-40-0011-000-00000-51170	NON-PROFESSIONAL SERVICES	426.62	0.00	500.00	996.00	500.00
2443-40-0011-000-00000-51295	OTHER VEHICLE OPER COSTS	144.01	68.31	100.00	47.13	100.00
2443-40-0011-000-00000-51320	TRAINING AND CONFERENCES	5,034.23	610.30	1,000.00	0.00	1,000.00
<b>Subtotal Fund : 2443</b>	<b>Subgroup : None</b>	<b>6,442.84</b>	<b>1,919.00</b>	<b>2,600.00</b>	<b>1,623.96</b>	<b>2,600.00</b>
<b>Fund : [2444]</b>	<b>DSN - CASE MANAGEMENT</b>					
2444-40-0011-000-00000-51010	PRINTING	41.34	0.00	0.00	0.00	0.00
2444-40-0011-000-00000-51030	POSTAGE/OTHER CARRIERS	0.00	25.00	0.00	0.00	0.00
2444-40-0011-000-00000-51050	TELEPHONE	4,298.19	4,452.18	4,600.00	2,967.83	4,000.00
2444-40-0011-000-00000-51160	PROFESSIONAL SERVICES	590.00	280.00	1,000.00	400.00	1,000.00
2444-40-0011-000-00000-51320	TRAINING AND CONFERENCES	1,736.05	1,688.07	2,200.00	1,510.93	2,500.00
<b>Subtotal Fund : 2444</b>	<b>Subgroup : None</b>	<b>6,665.58</b>	<b>6,445.25</b>	<b>7,800.00</b>	<b>4,878.76</b>	<b>7,500.00</b>
<b>Fund : [2445]</b>	<b>DSN - FAMILY SUPPORT PROJECT</b>					
2445-40-0011-000-00000-51170	NON-PROFESSIONAL SERVICES	1,184.32	608.12	2,000.00	0.00	2,000.00
<b>Subtotal Fund : 2445</b>	<b>Subgroup : None</b>	<b>1,184.32</b>	<b>608.12</b>	<b>2,000.00</b>	<b>0.00</b>	<b>2,000.00</b>
<b>Fund : [2447]</b>	<b>DSN - PORT ROYAL RESIDENCE</b>					
2447-40-0011-000-00000-51040	LICENSES (DSN)	601.00	527.00	700.00	301.00	0.00
2447-40-0011-000-00000-51050	TELEPHONE	1,987.95	2,040.15	1,000.00	878.86	0.00
2447-40-0011-000-00000-51060	ELECTRICITY/NAT'L GAS	23,484.12	18,412.79	15,000.00	12,790.94	0.00
2447-40-0011-000-00000-51070	WATER & SEWER	6,146.01	7,283.19	3,000.00	7,325.34	0.00
2447-40-0011-000-00000-51090	GARBAGE SERVICES	499.18	(570.35)	0.00	0.00	0.00

**Expenditures (detail) subtotaled by category**

Account	Description	3rd PP-ACTUAL 6/30/2018	2nd PP-ACTUAL 6/30/2019	1st PP-FBUDGET 6/30/2020	1st PP-YTD ACTUAL 6/30/2020	REQUESTED BUDGET 6/30/2021
2447-40-0011-000-00000-51120	REPAIRS TO EQUIPMENT	1,757.57	1,308.08	0.00	150.00	0.00
2447-40-0011-000-00000-51140	EQUIPMENT RENTALS	1,613.28	1,783.88	200.00	751.18	0.00
2447-40-0011-000-00000-51160	PROFESSIONAL SERVICES	2,686.85	516.24	2,800.00	2,800.00	0.00
2447-40-0011-000-00000-51170	NON-PROFESSIONAL SERVICES	0.00	150.00	0.00	0.00	0.00
2447-40-0011-000-00000-51210	CLEANING SERVICES	6,167.00	5,735.60	0.00	4,302.00	0.00
2447-40-0011-000-00000-51220	CONTRACTUAL SRVCS-BLDGS	10,623.73	10,963.00	5,000.00	5,809.26	0.00
2447-40-0011-000-00000-51240	LAUNDRY SERVICES-PRC	38.50	33.50	0.00	0.00	0.00
2447-40-0011-000-00000-51270	GROUND MAINT SERVICES	3,540.00	3,540.00	1,000.00	868.00	0.00
2447-40-0011-000-00000-51295	OTHER VEHICLE OPER COSTS	256.83	150.76	0.00	32.63	0.00
2447-40-0011-000-00000-51300	GARAGE REPAIRS & MAINT	7,457.06	6,586.84	2,000.00	2,026.85	0.00
2447-40-0011-000-00000-51301	INSURANCE REIMB (CR)	(1,347.57)	(324.57)	0.00	(215.00)	0.00
2447-40-0011-000-00000-51310	BOOKS,SUBS,MEMBERSHIPS	200.00	323.90	0.00	0.00	0.00
2447-40-0011-000-00000-51320	TRAINING AND CONFERENCES	4,511.92	2,175.71	0.00	0.00	0.00
2447-40-0011-000-00000-51500	VEHICLE INSURANCE	2,023.98	2,217.70	0.00	0.00	0.00
2447-40-0011-000-00000-51510	BLDG/CONTENTS INSURANCE	61.50	69.00	0.00	0.00	0.00
2447-40-0011-000-00000-51520	MED/PROF LIAB INSURANCE	160.00	0.00	0.00	0.00	0.00
2447-40-0011-000-00000-51545	INSURANCE - PREPAID	(93.00)	212.52	1,472.00	1,471.60	0.00
2447-40-0011-000-00000-51990	UNCLASSIFIED OPERATING	205.33	205.46	0.00	0.00	0.00
<b>Subtotal Fund : 2447</b>	<b>Subgroup : None</b>	<b>72,581.24</b>	<b>63,340.40</b>	<b>32,172.00</b>	<b>39,292.66</b>	<b>0.00</b>
<b>Fund : [2448]</b>	<b>DSN - EARLY INTERVENTION</b>					
2448-40-0011-000-00000-51010	PRINTING	629.83	66.78	500.00	548.12	500.00
2448-40-0011-000-00000-51030	POSTAGE/OTHER CARRIERS	395.00	260.00	300.00	220.00	500.00
2448-40-0011-000-00000-51050	TELEPHONE	4,433.91	4,733.63	6,600.00	4,749.18	6,700.00
2448-40-0011-000-00000-51140	EQUIPMENT RENTALS	76.20	0.00	0.00	0.00	0.00
2448-40-0011-000-00000-51160	PROFESSIONAL SERVICES	3,748.83	3,628.18	4,000.00	3,978.60	5,500.00
2448-40-0011-000-00000-51310	BOOKS,SUBS,MEMBERSHIPS	0.00	14.78	0.00	0.00	0.00
2448-40-0011-000-00000-51320	TRAINING AND CONFERENCES	2,763.20	3,566.36	4,500.00	4,168.81	5,000.00
<b>Subtotal Fund : 2448</b>	<b>Subgroup : None</b>	<b>12,046.97</b>	<b>12,269.73</b>	<b>15,900.00</b>	<b>13,664.71</b>	<b>18,200.00</b>
<b>Fund : [2449]</b>	<b>DSN - SUMMER SERVICES</b>					
2449-40-0011-000-00000-51160	PROFESSIONAL SERVICES	2,140.00	735.00	800.00	605.00	500.00
2449-40-0011-000-00000-51230	TRANSPORTATION SERVICES	595.00	1,237.50	0.00	0.00	0.00
2449-40-0011-000-00000-51370	CONTRACT SERVICES	4,300.31	4,279.18	7,300.00	5,805.00	6,000.00
2449-40-0011-000-00000-51380	CLIENT TRAVEL	0.00	180.00	600.00	280.00	600.00
<b>Subtotal Fund : 2449</b>	<b>Subgroup : None</b>	<b>7,035.31</b>	<b>6,431.68</b>	<b>8,700.00</b>	<b>6,690.00</b>	<b>7,100.00</b>
<b>Fund : [2450]</b>	<b>DSN - COMMUNITY TRAINING</b>					
2450-40-0011-000-00000-51050	TELEPHONE	598.08	607.05	1,100.00	959.75	1,500.00
2450-40-0011-000-00000-51060	ELECTRICITY/NAT'L GAS	6,635.26	4,376.36	5,000.00	3,191.92	5,000.00
2450-40-0011-000-00000-51070	WATER/SEWER/GARBAGE	1,553.40	3,549.44	3,700.00	3,430.60	4,700.00
2450-40-0011-000-00000-51090	GARBAGE SERVICES	827.54	1,029.28	1,200.00	865.81	1,400.00
2450-40-0011-000-00000-51120	REPAIRS TO EQUIPMENT	0.00	0.00	500.00	92.00	500.00
2450-40-0011-000-00000-51160	PROFESSIONAL SERVICES	104.30	145.77	200.00	329.35	200.00
2450-40-0011-000-00000-51220	CONTRACTUAL SRVCS-BLDGS	4,338.28	4,585.02	5,484.00	4,168.05	6,600.00
2450-40-0011-000-00000-51270	GROUND MAINT SERVICES	1,920.00	4,970.00	3,000.00	1,680.00	2,500.00
2450-40-0011-000-00000-51295	OTHER VEHICLE OPER COSTS	149.39	93.21	150.00	39.88	150.00
2450-40-0011-000-00000-51300	GARAGE REPAIRS & MAINT	1,359.20	665.77	2,500.00	531.31	2,500.00
2450-40-0011-000-00000-51301	INSURANCE REIMBURSEMENT (CR)	0.00	(324.57)	0.00	0.00	0.00
2450-40-0011-000-00000-51310	BOOKS,SUBS,MEMBERSHIPS	0.00	56.46	20.00	0.00	20.00

**Expenditures (detail) subtotaled by category**

Account	Description	3rd PP-ACTUAL 6/30/2018	2nd PP-ACTUAL 6/30/2019	1st PP-FBUDGET 6/30/2020	1st PP-YTD ACTUAL 6/30/2020	REQUESTED BUDGET 6/30/2021
2450-40-0011-000-00000-51320	TRAINING AND CONFERENCES	114.85	215.61	600.00	0.00	600.00
2450-40-0011-000-00000-51500	VEHICLE INSURANCE	613.43	1,360.77	0.00	0.00	0.00
2450-40-0011-000-00000-51510	BLDG/CONTENTS INSURANCE	858.71	1,121.13	0.00	0.00	0.00
2450-40-0011-000-00000-51520	MED/PROF LIAB INSURANCE	255.00	0.00	0.00	0.00	0.00
2450-40-0011-000-00000-51545	INSURANCE - PREPAID	(498.27)	(322.65)	1,618.00	1,618.00	1,618.00
2450-40-0011-000-00000-51990	UNCLASSIFIED OPERATING	5,115.53	87.00	100.00	0.00	100.00
2450-40-0012-000-00000-51050	TELEPHONE	2,298.13	2,279.97	2,500.00	2,115.95	3,200.00
2450-40-0012-000-00000-51060	ELECTRICITY/NAT'L GAS	6,352.45	4,782.95	7,000.00	3,132.34	6,500.00
2450-40-0012-000-00000-51070	WATER/SEWER	1,143.33	942.38	1,000.00	743.65	1,100.00
2450-40-0012-000-00000-51090	GARBAGE SERVICES	682.04	855.78	1,000.00	703.14	1,000.00
2450-40-0012-000-00000-51120	REPAIRS TO EQUIPMENT	340.30	0.00	500.00	0.00	500.00
2450-40-0012-000-00000-51160	PROFESSIONAL SERVICES	1,166.40	142.87	200.00	0.00	200.00
2450-40-0012-000-00000-51220	CONTRACTUAL SRVCS-BLDGS	3,601.64	3,439.26	5,000.00	2,489.17	5,000.00
2450-40-0012-000-00000-51270	GROUNDS MAINT SERVICES	1,920.00	1,920.00	3,000.00	1,530.00	2,500.00
2450-40-0012-000-00000-51295	OTHER VEHICLE OPER COSTS	34.57	63.22	100.00	63.45	150.00
2450-40-0012-000-00000-51300	GARAGE REPAIRS & MAINT	2,228.86	8,541.62	2,500.00	316.94	2,500.00
2450-40-0012-000-00000-51301	INSURANCE REIMBURSEMENT (CR)	(9,848.44)	(324.57)	0.00	0.00	0.00
2450-40-0012-000-00000-51310	BOOKS,SUBS,MEMBERSHIPS	0.00	56.46	20.00	0.00	20.00
2450-40-0012-000-00000-51320	TRAINING AND CONFERENCES	126.38	383.42	600.00	0.00	600.00
2450-40-0012-000-00000-51500	VEHICLE INSURANCE	636.25	684.32	0.00	0.00	0.00
2450-40-0012-000-00000-51510	BLDG/CONTENTS INSURANCE	1,047.31	1,366.65	0.00	0.00	0.00
2450-40-0012-000-00000-51520	MED/PROF LIAB INSURANCE	255.00	0.00	0.00	0.00	0.00
2450-40-0012-000-00000-51545	INSURANCE - PREPAID	(262.91)	926.40	1,295.00	1,294.80	1,295.00
2450-40-0012-000-00000-51990	UNCLASSIFIED OPERATING	3,203.45	87.00	100.00	0.00	100.00
2450-40-0013-000-00000-51050	TELEPHONE	797.46	809.38	1,000.00	874.09	1,400.00
2450-40-0013-000-00000-51060	ELECTRICITY/NAT'L GAS	4,594.21	3,685.73	4,600.00	2,706.32	4,500.00
2450-40-0013-000-00000-51070	WATER/SEWER	1,533.08	1,780.64	2,600.00	1,674.48	2,500.00
2450-40-0013-000-00000-51090	GARBAGE SERVICES	682.04	855.78	1,000.00	703.14	1,000.00
2450-40-0013-000-00000-51120	REPAIRS TO EQUIPMENT	0.00	0.00	500.00	192.00	500.00
2450-40-0013-000-00000-51160	PROFESSIONAL SERVICES	133.94	196.62	200.00	765.21	200.00
2450-40-0013-000-00000-51220	CONTRACTUAL SRVCS-BLDGS	5,988.09	6,526.03	6,100.00	4,663.74	7,200.00
2450-40-0013-000-00000-51270	GROUNDS MAINT SERVICES	1,920.00	1,920.00	3,000.00	1,530.00	2,500.00
2450-40-0013-000-00000-51295	OTHER VEHICLE OPER COSTS	9.19	93.68	100.00	103.32	150.00
2450-40-0013-000-00000-51300	GARAGE REPAIRS & MAINT	1,173.68	4,284.88	2,500.00	199.70	2,500.00
2450-40-0013-000-00000-51301	INSURANCE REIMB (CR)	(1,000.00)	(324.57)	0.00	0.00	0.00
2450-40-0013-000-00000-51310	BOOKS,SUBS,MEMBERSHIPS	0.00	49.07	20.00	0.00	20.00
2450-40-0013-000-00000-51320	TRAINING AND CONFERENCES	142.64	411.32	600.00	612.36	600.00
2450-40-0013-000-00000-51500	VEHICLE INSURANCE	1,379.03	1,499.03	0.00	0.00	0.00
2450-40-0013-000-00000-51510	BLDG/CONTENTS INSURANCE	851.80	1,113.38	0.00	0.00	0.00
2450-40-0013-000-00000-51520	MED/PROF LIAB INSURANCE	255.00	0.00	0.00	0.00	0.00
2450-40-0013-000-00000-51545	INSURANCE - PREPAID	(128.31)	148.49	1,716.00	1,715.88	1,716.00
2450-40-0013-000-00000-51990	UNCLASSIFIED OPERATING	3,526.30	87.00	100.00	0.00	100.00
2450-40-0014-000-00000-51050	TELEPHONE	1,392.50	1,418.25	2,000.00	1,324.81	2,000.00
2450-40-0014-000-00000-51060	ELECTRICITY/NAT'L GAS	3,740.93	2,514.04	4,500.00	2,138.88	3,000.00
2450-40-0014-000-00000-51070	WATER/SEWER	1,469.88	1,172.19	1,700.00	845.14	1,500.00
2450-40-0014-000-00000-51090	GARBAGE SERVICES	0.00	66.47	0.00	0.00	0.00
2450-40-0014-000-00000-51120	REPAIRS TO EQUIPMENT	0.00	0.00	500.00	232.15	500.00
2450-40-0014-000-00000-51160	PROFESSIONAL SERVICES	132.41	66.37	200.00	428.72	200.00
2450-40-0014-000-00000-51220	CONTRACTUAL SRVCS-BLDGS	5,322.69	5,254.06	8,200.00	4,023.31	6,500.00
2450-40-0014-000-00000-51270	GROUNDS MAINT SERVICES	1,920.00	2,613.75	2,500.00	1,430.31	3,000.00

**Expenditures (detail) subtotaled by category**

Account	Description	3rd PP-ACTUAL 6/30/2018	2nd PP-ACTUAL 6/30/2019	1st PP-FBUDGET 6/30/2020	1st PP-YTD ACTUAL 6/30/2020	REQUESTED BUDGET 6/30/2021
2450-40-0014-000-00000-51295	OTHER VEHICLE OPER COSTS	64.67	106.62	100.00	68.88	150.00
2450-40-0014-000-00000-51300	GARAGE REPAIRS & MAINT	898.30	1,171.44	2,500.00	961.45	2,500.00
2450-40-0014-000-00000-51301	INSURANCE REIMB (CR)	0.00	(324.57)	0.00	(285.00)	0.00
2450-40-0014-000-00000-51310	BOOKS,SUBS,MEMBERSHIPS	0.00	49.07	20.00	6.95	20.00
2450-40-0014-000-00000-51320	TRAINING AND CONFERENCES	354.27	2,306.25	600.00	40.45	600.00
2450-40-0014-000-00000-51500	VEHICLE INSURANCE	620.56	684.85	0.00	0.00	0.00
2450-40-0014-000-00000-51510	BLDG/CONTENTS INSURANCE	803.37	1,057.76	0.00	0.00	0.00
2450-40-0014-000-00000-51520	MED/PROF LIAB INSURANCE	255.00	0.00	0.00	0.00	0.00
2450-40-0014-000-00000-51545	INSURANCE - PREPAID	589.33	195.67	1,064.00	1,063.53	1,064.00
2450-40-0014-000-00000-51990	UNCLASSIFIED OPERATING	1,686.22	141.12	150.00	0.00	150.00
2450-40-0015-000-00000-51050	TELEPHONE	399.95	404.69	1,000.00	839.49	1,400.00
2450-40-0015-000-00000-51060	ELECTRICITY/NAT'L GAS	4,524.70	3,440.31	5,800.00	2,930.46	5,000.00
2450-40-0015-000-00000-51070	WATER/SEWER/GARBAGE	1,745.62	1,298.35	2,000.00	1,034.54	2,000.00
2450-40-0015-000-00000-51090	GARBAGE SERVICES	682.04	789.31	1,000.00	703.14	1,000.00
2450-40-0015-000-00000-51120	REPAIRS TO EQUIPMENT	204.60	0.00	500.00	0.00	500.00
2450-40-0015-000-00000-51160	PROFESSIONAL SERVICES	137.50	70.87	200.00	424.97	200.00
2450-40-0015-000-00000-51220	CONTRACTUAL SRVCS-BLDGS	5,321.09	6,148.35	6,500.00	4,393.02	6,800.00
2450-40-0015-000-00000-51270	GROUNDS MAINT SERVICES	1,920.00	1,920.00	3,000.00	1,580.00	2,500.00
2450-40-0015-000-00000-51295	OTHER VEHICLE OPER COSTS	577.49	143.48	100.00	0.00	150.00
2450-40-0015-000-00000-51300	GARAGE REPAIRS & MAINT	1,194.77	3,402.49	2,500.00	1,917.50	2,500.00
2450-40-0015-000-00000-51301	INSURANCE REIMBURSEMENT (CR)	(12,352.33)	(324.57)	0.00	(250.00)	0.00
2450-40-0015-000-00000-51310	BOOKS,SUBS,MEMBERSHIPS	0.00	56.46	20.00	0.00	20.00
2450-40-0015-000-00000-51320	TRAINING AND CONFERENCES	104.86	909.50	600.00	0.00	600.00
2450-40-0015-000-00000-51500	VEHICLE INSURANCE	1,551.46	712.11	0.00	0.00	0.00
2450-40-0015-000-00000-51510	BLDG/CONTENTS INSURANCE	1,047.31	1,366.65	0.00	0.00	0.00
2450-40-0015-000-00000-51520	MED/PROF LIAB INSURANCE	255.00	0.00	0.00	0.00	0.00
2450-40-0015-000-00000-51545	INSURANCE - PREPAID	(96.72)	739.79	1,316.00	1,315.64	1,316.00
2450-40-0015-000-00000-51990	UNCLASSIFIED OPERATING	3,655.44	87.00	100.00	0.00	100.00
2450-40-0016-000-00000-51050	TELEPHONE	598.11	607.02	1,000.00	914.48	1,700.00
2450-40-0016-000-00000-51060	ELECTRICITY/NAT'L GAS	4,637.02	3,369.82	5,600.00	2,710.92	5,500.00
2450-40-0016-000-00000-51070	WATER/SEWER/GARBAGE	1,967.13	1,860.19	2,200.00	1,341.73	2,000.00
2450-40-0016-000-00000-51120	REPAIRS TO EQUIPMENT	100.00	0.00	500.00	0.00	500.00
2450-40-0016-000-00000-51160	PROFESSIONAL SERVICES	66.53	144.65	200.00	718.26	200.00
2450-40-0016-000-00000-51210	CLEANING SERVICES	0.00	300.00	0.00	0.00	0.00
2450-40-0016-000-00000-51220	CONTRACTUAL SRVCS-BLDGS	6,135.87	6,347.17	7,036.00	4,486.50	7,000.00
2450-40-0016-000-00000-51270	GROUNDS MAINT SERVICES	1,630.00	1,920.00	2,400.00	1,280.00	2,500.00
2450-40-0016-000-00000-51295	OTHER VEHICLE OPER COSTS	16.32	43.38	100.00	0.00	150.00
2450-40-0016-000-00000-51300	GARAGE REPAIRS & MAINT	375.59	2,688.90	2,500.00	309.08	2,500.00
2450-40-0016-000-00000-51301	INSURANCE REIMBURSEMENT (CR)	0.00	(324.57)	0.00	0.00	0.00
2450-40-0016-000-00000-51310	BOOKS,SUBS,MEMBERSHIPS	0.00	56.46	20.00	6.95	20.00
2450-40-0016-000-00000-51320	TRAINING AND CONFERENCES	333.79	1,285.15	600.00	117.96	600.00
2450-40-0016-000-00000-51500	VEHICLE INSURANCE	636.25	684.32	0.00	0.00	0.00
2450-40-0016-000-00000-51510	BLDG/CONTENTS INSURANCE	1,002.03	1,173.77	0.00	0.00	0.00
2450-40-0016-000-00000-51520	MED/PROF LIAB INSURANCE	255.00	0.00	0.00	0.00	0.00
2450-40-0016-000-00000-51545	INSURANCE - PREPAID	209.75	269.82	1,151.00	1,150.14	1,151.00
2450-40-0016-000-00000-51990	UNCLASSIFIED OPERATING	193.22	193.38	200.00	0.00	200.00
2450-40-0017-000-00000-51050	TELEPHONE	595.11	607.02	1,000.00	848.20	1,400.00
2450-40-0017-000-00000-51060	ELECTRICITY/NAT'L GAS	5,447.50	4,669.72	5,600.00	3,845.28	6,000.00
2450-40-0017-000-00000-51070	WATER/SEWER/GARBAGE	1,669.11	1,888.53	2,200.00	1,026.21	2,000.00
2450-40-0017-000-00000-51120	REPAIRS TO EQUIPMENT	205.00	420.00	500.00	0.00	500.00

**Expenditures (detail) subtotaled by category**

Account	Description	3rd PP-ACTUAL 6/30/2018	2nd PP-ACTUAL 6/30/2019	1st PP-FBUDGET 6/30/2020	1st PP-YTD ACTUAL 6/30/2020	REQUESTED BUDGET 6/30/2021
2450-40-0017-000-00000-51160	PROFESSIONAL SERVICES	69.05	142.40	200.00	97.50	200.00
2450-40-0017-000-00000-51210	CLEANING SERVICES	0.00	360.00	0.00	0.00	0.00
2450-40-0017-000-00000-51220	CONTRACTUAL SRVCS-BLDGS	6,094.47	6,480.45	6,680.00	5,001.76	7,800.00
2450-40-0017-000-00000-51270	GROUNDS MAINT SERVICES	1,600.00	2,040.00	2,400.00	1,280.00	3,000.00
2450-40-0017-000-00000-51295	OTHER VEHICLE OPER COSTS	59.79	126.68	100.00	0.00	150.00
2450-40-0017-000-00000-51300	GARAGE REPAIRS & MAINT	764.60	1,166.94	2,500.00	357.06	2,500.00
2450-40-0017-000-00000-51301	INSURANCE REIMBURSEMENT (CR)	0.00	(324.57)	0.00	0.00	0.00
2450-40-0017-000-00000-51310	BOOKS,SUBS,MEMBERSHIPS	0.00	56.46	20.00	0.00	20.00
2450-40-0017-000-00000-51320	TRAINING AND CONFERENCES	469.42	883.10	600.00	189.15	600.00
2450-40-0017-000-00000-51500	VEHICLE INSURANCE	719.42	726.39	0.00	0.00	0.00
2450-40-0017-000-00000-51510	BLDG/CONTENTS INSURANCE	1,080.62	1,261.88	0.00	0.00	0.00
2450-40-0017-000-00000-51520	MED/PROF LIAB INSURANCE	255.00	0.00	0.00	0.00	0.00
2450-40-0017-000-00000-51545	INSURANCE - PREPAID	211.78	293.51	1,248.00	1,247.78	1,248.00
2450-40-0017-000-00000-51990	UNCLASSIFIED OPERATING	118.22	118.38	200.00	0.00	200.00
2450-40-0018-000-00000-51050	TELEPHONE	0.00	0.00	1,000.00	919.14	1,500.00
2450-40-0018-000-00000-51060	ELECTRICITY/NAT'L GAS	0.00	125.02	4,500.00	2,562.96	4,000.00
2450-40-0018-000-00000-51070	WATER/SEWER/GARBAGE	0.00	247.70	1,700.00	860.90	1,300.00
2450-40-0018-000-00000-51120	REPAIRS TO EQUIPMENT	0.00	0.00	500.00	0.00	500.00
2450-40-0018-000-00000-51160	PROFESSIONAL SERVICES	0.00	0.00	200.00	97.50	6,200.00
2450-40-0018-000-00000-51220	CONTRACTUAL SRVCS-BLDGS	0.00	1,761.82	6,500.00	3,896.89	6,500.00
2450-40-0018-000-00000-51270	GROUNDS MAINT SERVICES	0.00	0.00	2,500.00	1,395.31	3,000.00
2450-40-0018-000-00000-51295	OTHER VEHICLE OPER COSTS	17.00	75.10	100.00	0.00	150.00
2450-40-0018-000-00000-51300	GARAGE REPAIRS & MAINT	210.00	741.55	2,500.00	696.81	2,500.00
2450-40-0018-000-00000-51301	INSURANCE REIMBURSEMENT (CR)	0.00	(324.57)	0.00	(1,041.07)	0.00
2450-40-0018-000-00000-51310	BOOKS,SUBS,MEMBERSHIPS	0.00	41.68	20.00	0.00	20.00
2450-40-0018-000-00000-51320	TRAINING AND CONFERENCES	0.00	0.00	600.00	467.36	600.00
2450-40-0018-000-00000-51500	VEHICLE INSURANCE	102.92	807.97	0.00	0.00	0.00
2450-40-0018-000-00000-51510	BLDG/CONTENTS INSURANCE	0.00	884.19	0.00	0.00	0.00
2450-40-0018-000-00000-51520	MED/PROF LIAB INSURANCE	255.00	0.00	0.00	0.00	0.00
2450-40-0018-000-00000-51545	INSURANCE - PREPAID	(191.25)	(702.84)	895.00	894.09	1,800.00
2450-40-0018-000-00000-51990	UNCLASSIFIED OPERATING	0.00	0.00	150.00	0.00	150.00
2450-40-0019-000-00000-51050	TELEPHONE	0.00	0.00	1,000.00	852.92	1,300.00
2450-40-0019-000-00000-51060	ELECTRICITY/NAT'L GAS	0.00	697.02	4,500.00	2,430.08	4,000.00
2450-40-0019-000-00000-51070	WATER/SEWER/GARBAGE	0.00	558.55	1,700.00	886.50	1,500.00
2450-40-0019-000-00000-51120	REPAIRS TO EQUIPMENT	0.00	0.00	500.00	0.00	500.00
2450-40-0019-000-00000-51160	PROFESSIONAL SERVICES	0.00	0.00	200.00	4,897.50	200.00
2450-40-0019-000-00000-51220	CONTRACTUAL SRVCS-BLDGS	0.00	1,619.53	6,500.00	3,608.29	6,000.00
2450-40-0019-000-00000-51270	GROUNDS MAINT SERVICES	0.00	960.00	2,700.00	1,430.31	3,000.00
2450-40-0019-000-00000-51295	OTHER VEHICLE OPER COSTS	0.00	75.10	100.00	90.65	150.00
2450-40-0019-000-00000-51300	GARAGE REPAIRS & MAINT	0.00	520.84	2,500.00	220.20	2,500.00
2450-40-0019-000-00000-51301	INSURANCE REIMBURSEMENT (CR)	0.00	(324.57)	0.00	0.00	0.00
2450-40-0019-000-00000-51310	BOOKS,SUBS,MEMBERSHIPS	0.00	41.67	20.00	6.95	20.00
2450-40-0019-000-00000-51320	TRAINING AND CONFERENCES	0.00	0.00	600.00	10.00	600.00
2450-40-0019-000-00000-51500	VEHICLE INSURANCE	0.00	797.86	0.00	0.00	0.00
2450-40-0019-000-00000-51510	BLDG/CONTENTS INSURANCE	0.00	1,256.53	0.00	0.00	0.00
2450-40-0019-000-00000-51520	MED/PROF LIAB INSURANCE	204.00	0.00	0.00	0.00	0.00
2450-40-0019-000-00000-51545	INSURANCE - PREPAID	(153.00)	(862.72)	1,016.00	1,015.72	1,016.00
2450-40-0019-000-00000-51990	UNCLASSIFIED OPERATING	0.00	41.51	150.00	0.00	150.00
2450-40-0020-000-00000-51050	TELEPHONE	0.00	0.00	1,000.00	853.81	1,000.00
2450-40-0020-000-00000-51060	ELECTRICITY/NAT'L GAS	0.00	0.00	4,500.00	0.00	4,500.00

**Expenditures (detail) subtotaled by category**

Account	Description	3rd PP-ACTUAL 6/30/2018	2nd PP-ACTUAL 6/30/2019	1st PP-FBUDGET 6/30/2020	1st PP-YTD ACTUAL 6/30/2020	REQUESTED BUDGET 6/30/2021
2450-40-0020-000-00000-51070	WATER/SEWER/GARBAGE	0.00	0.00	1,700.00	0.00	1,700.00
2450-40-0020-000-00000-51120	REPAIRS TO EQUIPMENT	0.00	0.00	500.00	0.00	500.00
2450-40-0020-000-00000-51160	PROFESSIONAL SERVICES	0.00	0.00	200.00	426.85	200.00
2450-40-0020-000-00000-51220	CONTRACTUAL SRVCS-BLDGS	0.00	0.00	5,908.00	985.82	6,292.00
2450-40-0020-000-00000-51270	GROUND MAINT SERVICES	0.00	0.00	2,500.00	0.00	2,500.00
2450-40-0020-000-00000-51295	OTHER VEHICLE OPER COSTS	0.00	87.17	100.00	0.00	100.00
2450-40-0020-000-00000-51300	GARAGE REPAIRS & MAINT	0.00	0.00	2,500.00	0.00	2,500.00
2450-40-0020-000-00000-51310	BOOKS,SUBS,MEMBERSHIPS	0.00	41.67	20.00	6.93	20.00
2450-40-0020-000-00000-51320	TRAINING AND CONFERENCES	0.00	0.00	600.00	1,984.04	600.00
2450-40-0020-000-00000-51520	MED/PROF LIAB INSURANCE	204.00	0.00	0.00	0.00	0.00
2450-40-0020-000-00000-51545	INSURANCE - PREPAID	(153.00)	153.00	2,000.00	0.00	2,000.00
2450-40-0020-000-00000-51990	UNCLASSIFIED OPERATING	0.00	0.00	150.00	0.00	150.00
2450-40-0021-000-00000-51220	CONTRACTUAL SRVCS-BLDGS	620.08	832.00	1,500.00	661.00	1,500.00
2450-40-0021-000-00000-51270	GROUND MAINT SERVICES	0.00	0.00	2,000.00	1,415.31	2,000.00
2450-40-0021-000-00000-51295	OTHER VEHICLE OPER COSTS	0.00	71.23	0.00	0.00	0.00
2450-40-0021-000-00000-51310	BOOKS,SUBS,MEMBERSHIPS	0.00	41.67	0.00	0.00	0.00
2450-40-0021-000-00000-51520	MED/PROF LIAB INSURANCE	204.00	0.00	0.00	0.00	0.00
2450-40-0021-000-00000-51545	INSURANCE - PREPAID	(153.00)	153.00	0.00	0.00	0.00
2450-40-0021-000-00000-51990	UNCLASSIFIED OPERATING	0.00	41.51	0.00	0.00	0.00
<b>Subtotal Fund : 2450</b>	<b>Subgroup : None</b>	<b>129,532.97</b>	<b>163,154.55</b>	<b>237,277.00</b>	<b>131,666.42</b>	<b>246,566.00</b>
<b>Fund : [2451]</b>	<b>DSN - ENHANCED SERVICES</b>					
2451-40-0011-000-00000-51160	PROFESSIONAL SERVICES	0.00	500.00	0.00	0.00	0.00
2451-40-0011-000-00000-51190	MEDICAL/DENTAL SERVICES	359,426.36	420,212.25	375,000.00	310,654.02	400,000.00
<b>Subtotal Fund : 2451</b>	<b>Subgroup : None</b>	<b>359,426.36</b>	<b>420,712.25</b>	<b>375,000.00</b>	<b>310,654.02</b>	<b>400,000.00</b>
<b>Fund : [2453]</b>	<b>DSN - RESPITE</b>					
2453-40-0011-000-00000-51170	NON-PROFESSIONAL SERVICES	25,972.41	23,753.03	25,100.00	17,189.60	25,100.00
<b>Subtotal Fund : 2453</b>	<b>Subgroup : None</b>	<b>25,972.41</b>	<b>23,753.03</b>	<b>25,100.00</b>	<b>17,189.60</b>	<b>25,100.00</b>
<b>Fund : [2455]</b>	<b>DSN - CTH I</b>					
2455-40-0011-000-00000-51170	NON-PROFESSIONAL SERVICES	4,514.80	6,758.30	10,000.00	3,718.12	10,000.00
2455-40-0011-000-00000-51370	CONTRACT SERVICES	36,500.00	42,466.62	45,000.00	24,500.00	45,000.00
<b>Subtotal Fund : 2455</b>	<b>Subgroup : None</b>	<b>41,014.80</b>	<b>49,224.92</b>	<b>55,000.00</b>	<b>28,218.12</b>	<b>55,000.00</b>
<b>Fund : [2457]</b>	<b>DSN - BREAKERS</b>					
2457-40-0011-000-00000-51380	CLIENT TRAVEL	251.25	0.00	0.00	0.00	0.00
<b>Subtotal Fund : 2457</b>	<b>Subgroup : None</b>	<b>251.25</b>	<b>0.00</b>	<b>0.00</b>	<b>0.00</b>	<b>0.00</b>
<b>Fund : [2458]</b>	<b>DSN - WAIVER RESPITE</b>					
2458-40-0011-000-00000-51170	NON-PROFESSIONAL SERVICES	116,777.20	171,434.68	175,000.00	117,000.25	175,000.00
<b>Subtotal Fund : 2458</b>	<b>Subgroup : None</b>	<b>116,777.20</b>	<b>171,434.68</b>	<b>175,000.00</b>	<b>117,000.25</b>	<b>175,000.00</b>
<b>Fund : [2460]</b>	<b>DSN - STATE FUNDED COMMUNITY SUPPORT</b>					
2460-40-0011-000-00000-51160	PROFESSIONAL SERVICES	40,223.70	36,983.62	40,000.00	3,049.12	0.00
2460-40-0011-000-00000-51170	NON-PROFESSIONAL SERVICES	3,327.70	3,300.00	5,000.00	0.00	0.00
<b>Subtotal Fund : 2460</b>	<b>Subgroup : None</b>	<b>43,551.40</b>	<b>40,283.62</b>	<b>45,000.00</b>	<b>3,049.12</b>	<b>0.00</b>
<b>Fund : [2503]</b>	<b>COSY</b>					
2503-50-0011-000-00000-51000	ADVERTISING	0.00	128.90	100.00	0.00	100.00

**Expenditures (detail) subtotaled by category**

Account	Description	3rd PP-ACTUAL 6/30/2018	2nd PP-ACTUAL 6/30/2019	1st PP-FBUDGET 6/30/2020	1st PP-YTD ACTUAL 6/30/2020	REQUESTED BUDGET 6/30/2021
2503-50-0011-000-00000-51010	PRINTING	935.00	110.34	100.00	0.00	100.00
2503-50-0011-000-00000-51030	POSTAGE/OTHER CARRIERS	106.45	178.06	150.00	86.35	150.00
2503-50-0011-000-00000-51050	TELEPHONE	1,273.29	1,378.03	1,400.00	2,034.35	1,400.00
2503-50-0011-000-00000-51140	EQUIPMENT RENTALS	956.16	957.66	1,000.00	563.01	1,000.00
2503-50-0011-000-00000-51150	OFFICE SPACE RENTALS	20,000.00	20,000.00	30,000.00	30,000.00	20,000.00
2503-50-0011-000-00000-51160	PROFESSIONAL SERVICES	950.00	99.35	40,000.00	21,658.00	40,000.00
2503-50-0011-000-00000-51165	PROF SERV - FAMILIES FIRST CON	86,703.52	32,128.75	36,000.00	13,734.97	36,000.00
2503-50-0011-000-00000-51170	NON-PROFESSIONAL SERVICES	39,049.89	28,910.31	6,000.00	0.00	2,000.00
2503-50-0011-000-00000-51295	OTHER VEHICLE OPER COSTS	0.00	0.00	0.00	0.00	25.00
2503-50-0011-000-00000-51300	GARAGE REPAIRS & MAINT	0.00	0.00	0.00	0.00	200.00
2503-50-0011-000-00000-51310	BOOKS,SUBS,MEMBERSHIPS	0.00	0.00	100.00	71.94	100.00
2503-50-0011-000-00000-51320	TRAINING AND CONFERENCES	4,563.04	3,063.84	4,000.00	1,713.18	4,000.00
2503-50-0011-000-00000-51500	VEHICLE INSURANCE	0.00	0.00	0.00	0.00	350.00
2503-50-0011-000-00000-51545	INSURANCE - PREPAID	0.00	0.00	0.00	0.00	1,050.00
2503-50-0011-000-00000-51990	UNCLASSIFIED OPERATING	0.00	0.00	1,000.00	0.00	1,000.00
<b>Subtotal Fund : 2503</b>	<b>Subgroup : None</b>	<b>154,537.35</b>	<b>86,955.24</b>	<b>119,850.00</b>	<b>69,861.80</b>	<b>107,475.00</b>
<b>Fund : [2544]</b>	<b>CDBG/COG PROJECTS</b>					
2544-50-0012-000-00000-51160	PROFESSIONAL SERVICES	0.00	741,485.00	2,011,416.00	916,850.50	0.00
2544-50-0012-000-00000-51980	ADMIN COST - GRANT FUNDS	10,000.00	10,000.00	30,000.00	0.00	0.00
<b>Subtotal Fund : 2544</b>	<b>Subgroup : None</b>	<b>10,000.00</b>	<b>751,485.00</b>	<b>2,041,416.00</b>	<b>916,850.50</b>	<b>0.00</b>
<b>Fund : [2546]</b>	<b>DAUFUSKIE FERRY</b>					
2546-50-0011-000-00000-51070	WATER/SEWER	0.00	1,052.26	1,200.00	1,461.34	1,200.00
<b>Subtotal Fund : 2546</b>	<b>Subgroup : None</b>	<b>0.00</b>	<b>1,052.26</b>	<b>1,200.00</b>	<b>1,461.34</b>	<b>1,200.00</b>
<b>Fund : [2600]</b>	<b>LIBRARY IMPACT FEES - HHI/DAUFUSKIE</b>					
2600-60-0011-000-00000-51160	PROFESSIONAL SERVICES	0.00	19,480.29	0.00	0.00	0.00
<b>Subtotal Fund : 2600</b>	<b>Subgroup : None</b>	<b>0.00</b>	<b>19,480.29</b>	<b>0.00</b>	<b>0.00</b>	<b>0.00</b>
<b>Fund : [2602]</b>	<b>LIBRARY IMPACT FEES - BLUFFTON</b>					
2602-60-0011-000-00000-51160	PROFESSIONAL SERVICES	0.00	20,118.54	0.00	0.00	0.00
<b>Subtotal Fund : 2602</b>	<b>Subgroup : None</b>	<b>0.00</b>	<b>20,118.54</b>	<b>0.00</b>	<b>0.00</b>	<b>0.00</b>
<b>Fund : [2620]</b>	<b>LIBRARY GRANTS</b>					
2620-60-0011-000-00000-51160	PROFESSIONAL SERVICES	3,000.00	0.00	0.00	0.00	0.00
2620-60-0011-000-00000-51320	TRAINING AND CONFERENCES	0.00	371.70	0.00	0.00	0.00
2620-60-0012-000-00000-51160	PROFESSIONAL SERVICES	10,531.35	0.00	0.00	0.00	0.00
2620-60-0012-000-00000-51320	TRAINING AND CONFERENCES	766.23	0.00	0.00	0.00	0.00
2620-60-0013-000-00000-51160	PROFESSIONAL SERVICES	31,240.65	390.00	0.00	0.00	0.00
2620-60-0013-000-00000-51320	TRAINING AND CONFERENCES	18,369.09	0.00	0.00	0.00	0.00
<b>Subtotal Fund : 2620</b>	<b>Subgroup : None</b>	<b>63,907.32</b>	<b>761.70</b>	<b>0.00</b>	<b>0.00</b>	<b>0.00</b>
<b>Fund : [2632]</b>	<b>LSTA CONTINUING EDUCATION</b>					
2632-60-0011-000-00000-51320	TRAINING AND CONFERENCES	0.00	2,094.40	0.00	0.00	0.00
<b>Subtotal Fund : 2632</b>	<b>Subgroup : None</b>	<b>0.00</b>	<b>2,094.40</b>	<b>0.00</b>	<b>0.00</b>	<b>0.00</b>
<b>Fund : [2652]</b>	<b>PARKS IMPACT FEES - BLUFFTON</b>					
2652-60-0011-000-00000-51160	PROFESSIONAL SERVICES	2,700.00	24,016.24	0.00	0.00	0.00
<b>Subtotal Fund : 2652</b>	<b>Subgroup : None</b>	<b>2,700.00</b>	<b>24,016.24</b>	<b>0.00</b>	<b>0.00</b>	<b>0.00</b>



**Expenditures (detail) subtotaled by category**

Account	Description	3rd PP-ACTUAL 6/30/2018	2nd PP-ACTUAL 6/30/2019	1st PP-FBUDGET 6/30/2020	1st PP-YTD ACTUAL 6/30/2020	REQUESTED BUDGET 6/30/2021
<b>Fund : [2653]</b>	<b>PARKS IMPACT FEES - BURTON</b>					
2653-60-0011-000-00000-51160	PROFESSIONAL SERVICES	0.00	0.00	9,000.00	8,500.00	0.00
<b>Subtotal Fund : 2653</b>	<b>Subgroup : None</b>	<b>0.00</b>	<b>0.00</b>	<b>9,000.00</b>	<b>8,500.00</b>	<b>0.00</b>
<b>Fund : [2654]</b>	<b>PARKS IMPACT FEES - LADY'S ISLAND</b>					
2654-60-0011-000-00000-51160	PROFESSIONAL SERVICES	0.00	0.00	20,000.00	0.00	0.00
<b>Subtotal Fund : 2654</b>	<b>Subgroup : None</b>	<b>0.00</b>	<b>0.00</b>	<b>20,000.00</b>	<b>0.00</b>	<b>0.00</b>
<b>Fund : [2663]</b>	<b>DEL WEBB BOAT RAMP REPAIR FEES</b>					
2663-60-0011-000-00000-51160	PROFESSIONAL SERVICES	0.00	0.00	40.00	0.00	0.00
<b>Subtotal Fund : 2663</b>	<b>Subgroup : None</b>	<b>0.00</b>	<b>0.00</b>	<b>40.00</b>	<b>0.00</b>	<b>0.00</b>
<b>Fund : [2701]</b>	<b>PUBLIC SAFETY GRANTS</b>					
2701-20-0011-000-00000-51120	REPAIRS TO EQUIPMENT	0.00	0.00	0.00	12,489.08	0.00
<b>Subtotal Fund : 2701</b>	<b>Subgroup : None</b>	<b>0.00</b>	<b>0.00</b>	<b>0.00</b>	<b>12,489.08</b>	<b>0.00</b>
<b>Fund : [2719]</b>	<b>PUBLIC SAFETY GRANTS</b>					
2719-20-0013-000-00000-51991	UNCLASSIFIED-K-9 UNIT	0.00	13,900.00	0.00	0.00	0.00
2719-20-0013-000-00000-51992	UNCLASSIFIED-SPECIAL RESPONSE	0.00	1,773.88	0.00	0.00	0.00
2719-20-0014-000-00000-51992	UNCLASSIFIED-SPECIAL RESPONSE	0.00	7,971.20	0.00	0.00	0.00
<b>Subtotal Fund : 2719</b>	<b>Subgroup : None</b>	<b>0.00</b>	<b>23,645.08</b>	<b>0.00</b>	<b>0.00</b>	<b>0.00</b>
<b>Fund : [2725]</b>	<b>PUBLIC SAFETY GRANTS</b>					
2725-20-0015-000-00000-51110	MAINTENANCE CONTRACTS	14,542.01	0.00	0.00	0.00	0.00
<b>Subtotal Fund : 2725</b>	<b>Subgroup : None</b>	<b>14,542.01</b>	<b>0.00</b>	<b>0.00</b>	<b>0.00</b>	<b>0.00</b>
<b>Fund : [2732]</b>	<b>PUBLIC SAFETY GRANTS</b>					
2732-20-0012-000-00000-51295	OTHER VEHICLE OPER COSTS	0.00	0.00	0.00	352.78	0.00
2732-20-0012-000-00000-51320	TRAINING AND CONFERENCES	0.00	0.00	0.00	7,617.52	0.00
<b>Subtotal Fund : 2732</b>	<b>Subgroup : None</b>	<b>0.00</b>	<b>0.00</b>	<b>0.00</b>	<b>7,970.30</b>	<b>0.00</b>
<b>Fund : [2733]</b>	<b>PUBLIC SAFETY GRANTS</b>					
2733-20-0011-000-00000-51050	TELEPHONE	722.31	0.00	0.00	0.00	0.00
2733-20-0011-000-00000-51320	TRAINING AND CONFERENCES	4,006.75	0.00	0.00	0.00	0.00
2733-20-0015-000-00000-51110	MAINTENANCE CONTRACTS	0.00	14,000.00	0.00	14,000.00	0.00
2733-20-0015-000-00000-51320	TRAINING AND CONFERENCES	0.00	6,627.21	0.00	0.00	0.00
<b>Subtotal Fund : 2733</b>	<b>Subgroup : None</b>	<b>4,729.06</b>	<b>20,627.21</b>	<b>0.00</b>	<b>14,000.00</b>	<b>0.00</b>
<b>Fund : [4500]</b>	<b>RURAL &amp; CRITICAL LANDS PROGRAM</b>					
4500-80-0011-000-00000-51050	TELEPHONE	6,004.92	6,029.28	6,000.00	1,849.29	0.00
4500-80-0011-000-00000-51160	PROFESSIONAL SERVICES	174,885.31	459,444.06	460,000.00	374,894.79	0.00
4500-80-0011-000-00000-51990	UNCLASSIFIED OPERATING	0.00	524.30	0.00	0.00	0.00
<b>Subtotal Fund : 4500</b>	<b>Subgroup : None</b>	<b>180,890.23</b>	<b>465,997.64</b>	<b>466,000.00</b>	<b>376,744.08</b>	<b>0.00</b>
<b>Fund : [4501]</b>	<b>RURAL &amp; CRITICAL LANDS - DONATIONS</b>					
4501-80-0011-000-00000-51162	CRYSTAL LAKE - NON-CAPITALIZED	14,000.00	0.00	0.00	0.00	0.00
<b>Subtotal Fund : 4501</b>	<b>Subgroup : None</b>	<b>14,000.00</b>	<b>0.00</b>	<b>0.00</b>	<b>0.00</b>	<b>0.00</b>
<b>Fund : [4502]</b>	<b>RURAL &amp; CRITICAL LANDS - PASSIVE PARKS</b>					

**Expenditures (detail) subtotaled by category**

Account	Description	3rd PP-ACTUAL 6/30/2018	2nd PP-ACTUAL 6/30/2019	1st PP-FBUDGET 6/30/2020	1st PP-YTD ACTUAL 6/30/2020	REQUESTED BUDGET 6/30/2021
4502-80-0011-000-00000-51510	BLDG/CONTENTS INSURANCE	0.00	0.00	0.00	2,222.25	0.00
4502-80-0011-000-00000-51990	UNCLASSIFIED OPERATING	0.00	0.00	0.00	290.00	0.00
<b>Subtotal Fund : 4502</b>	<b>Subgroup : None</b>	<b>0.00</b>	<b>0.00</b>	<b>0.00</b>	<b>2,512.25</b>	<b>0.00</b>
<b>Fund : [4701]</b>	<b>2006 SALES TAX PROJECTS</b>					
4701-80-1410-000-00000-51160	PROFESSIONAL SERVICES	218,457.16	0.00	50,000.00	0.00	0.00
<b>Subtotal Fund : 4701</b>	<b>Subgroup : None</b>	<b>218,457.16</b>	<b>0.00</b>	<b>50,000.00</b>	<b>0.00</b>	<b>0.00</b>
<b>Fund : [4705]</b>	<b>2018 SALES TAX PROJECTS</b>					
4705-80-0011-000-00000-51160	PROFESSIONAL SERVICES	0.00	11,050.95	20,000.00	18,539.01	500,000.00
<b>Subtotal Fund : 4705</b>	<b>Subgroup : None</b>	<b>0.00</b>	<b>11,050.95</b>	<b>20,000.00</b>	<b>18,539.01</b>	<b>500,000.00</b>
<b>Fund : [5000]</b>	<b>ISF - GARAGE FUND</b>					
5000-10-0011-000-00000-51040	LICENSES/PERMITS	3,000.00	3,000.00	3,000.00	2,500.00	2,400.00
5000-10-0011-000-00000-51050	TELEPHONE	2,128.18	1,537.47	2,000.00	1,120.17	1,600.00
5000-10-0011-000-00000-51060	ELECTRICITY/NAT'L GAS	5,338.81	4,265.74	4,500.00	3,036.89	3,600.00
5000-10-0011-000-00000-51120	REPAIRS TO EQUIPMENT	4,588.00	4,735.35	5,000.00	0.00	4,000.00
5000-10-0011-000-00000-51140	EQUIPMENT RENTALS	764.76	765.96	800.00	450.31	640.00
5000-10-0011-000-00000-51160	PROFESSIONAL SERVICES	667,684.17	601,681.32	600,000.00	310,120.90	480,000.00
5000-10-0011-000-00000-51165	PROFESSIONAL SERVICES	(15,168.28)	(17,362.98)	(15,000.00)	(9,067.32)	(12,000.00)
5000-10-0011-000-00000-51300	GARAGE REPAIRS & MAINT	11,400.25	15,777.08	20,000.00	59,155.18	16,000.00
5000-10-0011-000-00000-51301	INSURANCE REIMB (CR)	0.00	(649.14)	0.00	0.00	0.00
5000-10-0011-000-00000-51310	BOOKS,SUBS,MEMBERSHIPS	0.00	8,489.22	0.00	0.00	0.00
5000-10-0011-000-00000-51370	GARAGE SVCS - OUTSIDE AGENCY	117,968.50	101,688.72	125,000.00	46,117.20	100,000.00
5000-10-0011-000-00000-51500	VEHICLE INSURANCE	1,829.92	1,687.96	2,000.00	0.00	1,600.00
5000-10-0011-000-00000-51510	BLDG/CONTENTS INSURANCE	215.21	449.36	500.00	0.00	400.00
5000-10-0011-000-00000-51540	INSURANCE - OTHER	0.00	4,251.66	5,000.00	4,913.10	4,000.00
5000-10-0011-000-00000-51545	INSURANCE - PREPAID	186.70	367.44	0.00	1,166.41	0.00
<b>Subtotal Fund : 5000</b>	<b>Subgroup : None</b>	<b>799,936.22</b>	<b>730,685.16</b>	<b>752,800.00</b>	<b>419,512.84</b>	<b>602,240.00</b>
<b>Fund : [5025]</b>	<b>STORMWATER UTILITY</b>					
5025-90-0011-000-00000-51000	ADVERTISING	1,248.75	2,576.44	2,000.00	0.00	2,000.00
5025-90-0011-000-00000-51010	PRINTING	266.17	672.04	1,000.00	48.02	1,000.00
5025-90-0011-000-00000-51030	POSTAGE/OTHER CARRIERS	308.02	506.92	1,200.00	469.06	1,200.00
5025-90-0011-000-00000-51050	TELEPHONE	5,540.20	8,351.21	10,575.00	13,523.04	15,956.00
5025-90-0011-000-00000-51110	MAINTENANCE CONTRACTS	2,568.75	0.00	2,525.00	0.00	938.00
5025-90-0011-000-00000-51120	REPAIRS TO EQUIPMENT	2,290.38	1,706.42	3,500.00	6,473.82	4,000.00
5025-90-0011-000-00000-51140	EQUIPMENT RENTALS	3,755.50	9,520.57	26,000.00	2,971.67	26,000.00
5025-90-0011-000-00000-51160	PROFESSIONAL SERVICES	70,417.70	154,108.40	75,000.00	31,554.75	90,000.00
5025-90-0011-000-00000-51166	SOLID WASTE DISPOSAL	10,572.23	8,586.90	15,000.00	25,121.92	15,000.00
5025-90-0011-000-00000-51170	NON-PROFESSIONAL SERVICES	8,983.03	32,609.87	100,000.00	36,749.06	370,000.00
5025-90-0011-000-00000-51230	TRANSPORTATION SERVICES	0.00	0.00	1,500.00	0.00	1,500.00
5025-90-0011-000-00000-51250	AERIAL PHOTOS	0.00	0.00	0.00	45,000.00	0.00
5025-90-0011-000-00000-51295	OTHER VEHICLE OPER COSTS	1,755.85	5,998.46	3,880.00	2,149.18	6,940.00
5025-90-0011-000-00000-51300	GARAGE REPAIRS & MAINT	177,699.80	163,682.35	200,751.00	84,904.78	200,752.00
5025-90-0011-000-00000-51301	INSURANCE REIMB (CR)	(20,505.37)	(49,802.49)	0.00	(2,844.70)	0.00
5025-90-0011-000-00000-51310	BOOKS,SUBS,MEMBERSHIPS	1,219.34	1,010.35	2,859.00	1,206.77	2,100.00
5025-90-0011-000-00000-51320	TRAINING AND CONFERENCES	7,062.07	10,765.69	25,822.00	5,592.26	18,285.00
5025-90-0011-000-00000-51500	VEHICLE INSURANCE	18,748.22	25,188.73	21,590.00	0.00	27,157.00
5025-90-0011-000-00000-51540	INSURANCE - OTHER	22,729.54	22,465.99	18,862.00	865.26	23,322.00

**Expenditures (detail) subtotaled by category**

Account	Description	3rd PP-ACTUAL 6/30/2018	2nd PP-ACTUAL 6/30/2019	1st PP-FBUDGET 6/30/2020	1st PP-YTD ACTUAL 6/30/2020	REQUESTED BUDGET 6/30/2021
5025-90-0011-000-00000-51545	INSURANCE - PREPAID	(5,491.36)	(9,117.11)	0.00	34,797.19	0.00
5025-90-0011-000-00000-51990	UNCLASSIFIED OPERATING	949.12	0.00	10,400.00	0.00	2,000.00
5025-90-0012-000-00000-51000	ADVERTISING	0.00	325.00	250.00	0.00	250.00
5025-90-0012-000-00000-51010	PRINTING	58.30	94.34	3,750.00	47.08	750.00
5025-90-0012-000-00000-51030	POSTAGE/OTHER CARRIERS	0.00	0.00	50.00	0.00	50.00
5025-90-0012-000-00000-51050	TELEPHONE	2,255.79	2,169.50	1,580.00	1,162.49	1,480.00
5025-90-0012-000-00000-51110	MAINTENANCE CONTRACTS	334.38	0.00	313.00	0.00	469.00
5025-90-0012-000-00000-51120	REPAIRS TO EQUIPMENT	0.00	0.00	400.00	0.00	200.00
5025-90-0012-000-00000-51140	EQUIPMENT RENTALS	1,744.80	1,747.54	960.00	961.05	960.00
5025-90-0012-000-00000-51160	PROFESSIONAL SERVICES	4,145.00	0.00	5,000.00	47,074.40	155,000.00
5025-90-0012-000-00000-51250	AERIAL PHOTOS	23,300.00	0.00	12,500.00	0.00	12,500.00
5025-90-0012-000-00000-51295	OTHER VEHICLE OPER COSTS	19.95	32.00	100.00	0.00	100.00
5025-90-0012-000-00000-51300	GARAGE REPAIRS & MAINT	990.15	722.20	2,500.00	279.44	2,500.00
5025-90-0012-000-00000-51310	BOOKS,SUBS,MEMBERSHIPS	3,388.87	2,718.35	3,941.00	999.99	2,411.00
5025-90-0012-000-00000-51320	TRAINING AND CONFERENCES	5,937.10	10,287.27	21,301.00	2,533.24	11,750.00
5025-90-0012-000-00000-51500	VEHICLE INSURANCE	1,231.19	1,358.85	1,600.00	0.00	1,600.00
5025-90-0012-000-00000-51545	INSURANCE - PREPAID	14.34	(95.75)	0.00	1,019.14	0.00
5025-90-0013-000-00000-51000	ADVERTISING	0.00	0.00	250.00	0.00	250.00
5025-90-0013-000-00000-51010	PRINTING	37.10	0.00	150.00	0.00	150.00
5025-90-0013-000-00000-51030	POSTAGE/OTHER CARRIERS	89.53	21.70	400.00	8.75	400.00
5025-90-0013-000-00000-51050	TELEPHONE	5,352.91	7,038.60	7,532.00	3,154.24	8,231.00
5025-90-0013-000-00000-51110	MAINTENANCE CONTRACTS	334.37	0.00	26,781.00	1,130.40	30,293.00
5025-90-0013-000-00000-51120	REPAIRS TO EQUIPMENT	665.00	1,523.96	2,000.00	0.00	2,000.00
5025-90-0013-000-00000-51140	EQUIPMENT RENTALS	1,094.04	1,095.76	1,100.00	644.21	1,100.00
5025-90-0013-000-00000-51160	PROFESSIONAL SERVICES	308,678.71	335,492.20	382,050.00	209,963.56	455,000.00
5025-90-0013-000-00000-51170	NON-PROFESSIONAL SERVICES	150.00	300.00	10,000.00	150.00	2,000.00
5025-90-0013-000-00000-51295	OTHER VEHICLE OPER COSTS	360.16	204.59	500.00	96.70	500.00
5025-90-0013-000-00000-51300	GARAGE REPAIRS & MAINT	1,730.56	3,860.86	3,250.00	1,240.64	3,950.00
5025-90-0013-000-00000-51301	INSURANCE REIMBURSEMENT (CR)	0.00	0.00	0.00	(250.00)	0.00
5025-90-0013-000-00000-51310	BOOKS,SUBS,MEMBERSHIPS	700.00	700.00	1,650.00	794.00	875.00
5025-90-0013-000-00000-51320	TRAINING AND CONFERENCES	11,194.02	10,329.09	29,475.00	9,613.52	14,600.00
5025-90-0013-000-00000-51500	VEHICLE INSURANCE	3,353.76	4,471.02	4,089.00	0.00	3,449.00
5025-90-0013-000-00000-51540	INSURANCE - OTHER	283.02	407.65	714.00	0.00	977.00
5025-90-0013-000-00000-51545	INSURANCE - PREPAID	(1,259.31)	(801.14)	0.00	3,582.24	0.00
<b>Subtotal Fund : 5025</b>	<b>Subgroup : None</b>	<b>686,301.68</b>	<b>772,834.33</b>	<b>1,046,650.00</b>	<b>572,787.17</b>	<b>1,521,945.00</b>
<b>Fund : [5026]</b>	<b>STORMWATER CAPITAL</b>					
5026-90-0011-000-00000-51160	PROFESSIONAL SERVICES	0.00	0.00	0.00	0.00	342,000.00
5026-90-0011-S10-00000-51160	PROFESSIONAL SERVICES	26,108.78	58,087.11	248,496.00	36,098.06	248,496.00
5026-90-0011-S11-00000-51160	PROFESSIONAL SERVICES	22,248.20	63,254.56	341,820.00	68,737.22	341,820.00
5026-90-0011-S13-00000-51160	PROFESSIONAL SERVICES	31,181.35	3,800.00	0.00	0.00	0.00
5026-90-0011-S14-00000-51160	PROFESSIONAL SERVICES	8,117.50	34,673.24	0.00	28,936.75	840,000.00
5026-90-0011-S15-00000-51160	PROFESSIONAL SERVICES	0.00	5,000.00	317,322.00	15,404.00	205,000.00
5026-90-0011-S16-00000-51160	PROFESSIONAL SERVICES	0.00	0.00	0.00	0.00	500,000.00
5026-90-0011-S17-00000-51160	PROFESSIONAL SERVICES	0.00	0.00	0.00	0.00	43,052.00
5026-90-0011-SW1-00000-51160	PROFESSIONAL SERVICES	0.00	0.00	205,000.00	0.00	0.00
5026-90-0011-SW4-00000-51160	PROFESSIONAL SERVICES	946,213.35	113,021.94	0.00	0.00	0.00
5026-90-0011-SW5-00000-51160	PROFESSIONAL SERVICES	205,136.92	0.00	0.00	0.00	0.00
5026-90-0011-SW7-00000-51160	PROFESSIONAL SERVICES	17,337.92	55,121.30	462,000.00	6,820.09	600,000.00
5026-90-0011-SW7-00000-51170	NON-PROFESSIONAL SERVICES	0.00	0.00	0.00	2,600.00	0.00

**Expenditures (detail) subtotaled by category**

Account	Description	3rd PP-ACTUAL 6/30/2018	2nd PP-ACTUAL 6/30/2019	1st PP-FBUDGET 6/30/2020	1st PP-YTD ACTUAL 6/30/2020	REQUESTED BUDGET 6/30/2021
5026-90-0011-SW8-00000-51160	PROFESSIONAL SERVICES	62,930.13	5,469.60	0.00	0.00	327.00
5026-90-0011-SW9-00000-51160	PROFESSIONAL SERVICES	12,000.00	0.00	0.00	0.00	20,550.00
5026-90-0012-000-00000-51160	PROFESSIONAL SERVICES	0.00	0.00	342,000.00	0.00	0.00
<b>Subtotal Fund : 5026</b>	<b>Subgroup : None</b>	<b>1,331,274.15</b>	<b>338,427.75</b>	<b>1,916,638.00</b>	<b>158,596.12</b>	<b>3,141,245.00</b>
<b>Fund : [5100]</b>	<b>LADY'S ISLAND AIRPORT</b>					
5100-90-0011-000-00000-51000	ADVERTISING	80.00	80.00	0.00	82.00	0.00
5100-90-0011-000-00000-51030	POSTAGE/OTHER CARRIERS	181.62	169.65	480.00	270.95	480.00
5100-90-0011-000-00000-51040	LICENSES/PERMITS	3,049.44	4,575.00	4,500.00	3,900.00	4,500.00
5100-90-0011-000-00000-51050	TELEPHONE	2,347.36	2,789.91	2,500.00	2,219.15	2,500.00
5100-90-0011-000-00000-51060	ELECTRICITY/NAT'L GAS	19,211.62	15,546.29	15,000.00	11,490.08	15,000.00
5100-90-0011-000-00000-51070	WATER/SEWER/GARBAGE	117.25	212.13	500.00	72.12	500.00
5100-90-0011-000-00000-51110	MAINTENANCE CONTRACTS	35,129.21	36,903.75	20,000.00	4,865.32	20,000.00
5100-90-0011-000-00000-51120	REPAIRS TO EQUIPMENT	1,080.86	113.56	500.00	155.97	500.00
5100-90-0011-000-00000-51130	REPAIRS TO BUILDINGS	945.30	0.00	0.00	0.00	0.00
5100-90-0011-000-00000-51140	EQUIPMENT RENTALS	19,537.20	19,537.92	19,260.00	14,714.22	20,000.00
5100-90-0011-000-00000-51160	PROFESSIONAL SERVICES	0.00	2,097.26	0.00	4,400.00	0.00
5100-90-0011-000-00000-51210	CLEANING SERVICES	4,692.00	4,692.00	4,660.00	3,519.00	5,000.00
5100-90-0011-000-00000-51300	GARAGE REPAIRS & MAINT	18.10	419.25	600.00	1,123.23	600.00
5100-90-0011-000-00000-51301	INSURANCE REIMB (CR)	(1,856.00)	(1,622.85)	0.00	0.00	0.00
5100-90-0011-000-00000-51310	BOOKS,SUBS,MEMBERSHIPS	1,898.11	2,335.94	2,000.00	1,653.94	2,000.00
5100-90-0011-000-00000-51320	TRAINING AND CONFERENCES	158.85	1,319.65	1,000.00	135.14	1,000.00
5100-90-0011-000-00000-51500	VEHICLE INSURANCE	544.66	0.00	0.00	0.00	0.00
5100-90-0011-000-00000-51510	BLDG/CONTENTS INSURANCE	10,137.79	10,138.44	10,000.00	1,598.10	10,000.00
5100-90-0011-000-00000-51540	INSURANCE - OTHER	9,238.32	9,009.71	9,000.00	9,065.00	9,000.00
5100-90-0011-000-00000-51545	INSURANCE - PREPAID	(1,806.01)	1,966.88	0.00	6,423.97	0.00
5100-90-0011-000-00000-51990	UNCLASSIFIED OPER (SWU FEES)	24,863.54	28,929.29	30,000.00	0.00	30,000.00
5100-90-0011-000-00000-51999	CREDIT CARD FEES	15,373.31	13,556.15	6,000.00	7,589.73	6,000.00
<b>Subtotal Fund : 5100</b>	<b>Subgroup : None</b>	<b>135,942.53</b>	<b>152,769.93</b>	<b>126,000.00</b>	<b>73,277.19</b>	<b>127,080.00</b>
<b>Fund : [5400]</b>	<b>HILTON HEAD ISLAND AIRPORT</b>					
5400-90-0011-000-00000-51000	ADVERTISING	3,882.00	112,056.94	100,000.00	59,909.69	100,000.00
5400-90-0011-000-00000-51010	PRINTING	264.10	442.60	300.00	221.29	300.00
5400-90-0011-000-00000-51030	POSTAGE/OTHER CARRIERS	243.20	122.48	500.00	189.70	500.00
5400-90-0011-000-00000-51040	LICENSES/PERMITS	1,817.50	75.00	2,000.00	75.00	2,000.00
5400-90-0011-000-00000-51045	PERMITS - MITIGATION CREDITS	51,360.00	0.00	5,000.00	0.00	5,000.00
5400-90-0011-000-00000-51050	TELEPHONE	9,889.94	10,683.43	10,000.00	7,698.72	11,000.00
5400-90-0011-000-00000-51060	ELECTRICITY/NAT'L GAS	108,963.88	121,091.14	110,000.00	82,476.89	135,000.00
5400-90-0011-000-00000-51070	WATER/SEWER/GARBAGE	5,014.11	6,522.31	7,000.00	4,621.56	8,000.00
5400-90-0011-000-00000-51090	GARBAGE SERVICES	3,643.22	3,891.18	3,600.00	3,253.12	4,000.00
5400-90-0011-000-00000-51100	HEATING FUELS	1,916.02	1,110.00	3,000.00	0.00	3,000.00
5400-90-0011-000-00000-51110	MAINTENANCE CONTRACTS	151,005.74	171,116.60	120,000.00	178,788.13	150,000.00
5400-90-0011-000-00000-51120	REPAIRS TO EQUIPMENT	372.86	410.18	8,000.00	0.00	8,000.00
5400-90-0011-000-00000-51130	REPAIRS TO BUILDINGS	0.00	0.00	3,000.00	0.00	5,000.00
5400-90-0011-000-00000-51140	EQUIPMENT RENTALS	1,431.54	6,116.16	2,000.00	246.21	3,500.00
5400-90-0011-000-00000-51160	PROFESSIONAL SERVICES	36,764.38	39,167.97	105,000.00	5,431.58	50,000.00
5400-90-0011-000-00000-51170	NON-PROFESSIONAL SERVICES	120,000.00	120,000.00	119,000.00	120,000.00	180,000.00
5400-90-0011-000-00000-51185	AIRPORT SECURITY	0.00	188,079.18	10,000.00	3,649.50	150,000.00
5400-90-0011-000-00000-51210	CLEANING SERVICES	31,500.00	31,500.00	90,000.00	41,542.50	90,000.00
5400-90-0011-000-00000-51300	GARAGE REPAIRS & MAINT	20,190.69	6,284.75	15,000.00	21,472.87	20,000.00

**Expenditures (detail) subtotaled by category**

Account	Description	3rd PP-ACTUAL 6/30/2018	2nd PP-ACTUAL 6/30/2019	1st PP-FBUDGET 6/30/2020	1st PP-YTD ACTUAL 6/30/2020	REQUESTED BUDGET 6/30/2021
5400-90-0011-000-00000-51301	INSURANCE REIMB (CR)	(8,899.02)	(5,193.12)	0.00	0.00	0.00
5400-90-0011-000-00000-51310	BOOKS,SUBS,MEMBERSHIPS	1,394.00	2,190.00	2,000.00	1,927.00	2,000.00
5400-90-0011-000-00000-51320	TRAINING AND CONFERENCES	11,357.99	13,336.85	13,000.00	5,616.19	13,000.00
5400-90-0011-000-00000-51340	AIRPORT DIRECTOR BIZ DEVELOP	0.00	3,218.62	5,000.00	11,751.67	5,000.00
5400-90-0011-000-00000-51370	AIR SERVICE DEVELOPMENT	0.00	54,754.38	29,000.00	22,500.00	29,000.00
5400-90-0011-000-00000-51500	VEHICLE INSURANCE	4,700.93	4,679.04	10,000.00	0.00	10,000.00
5400-90-0011-000-00000-51510	BLDG/CONTENTS INSURANCE	32,674.57	36,689.55	60,000.00	0.00	60,000.00
5400-90-0011-000-00000-51540	INSURANCE - OTHER	16,476.92	19,447.33	67,600.00	15,200.00	67,600.00
5400-90-0011-000-00000-51545	INSURANCE - PREPAID	(3,896.56)	275.22	0.00	28,304.03	0.00
5400-90-0011-000-00000-51990	UNCLASSIFIED OPER (SWU FEES)	46,236.13	47,924.26	50,000.00	1,200.00	50,000.00
<b>Subtotal Fund : 5400</b>	<b>Subgroup : None</b>	<b>648,304.14</b>	<b>995,992.05</b>	<b>950,000.00</b>	<b>616,075.65</b>	<b>1,161,900.00</b>
<b>Subtotal All Funds Presented</b>	<b>Subgroup : None</b>	<b>29,174,360.02</b>	<b>32,223,993.60</b>	<b>36,386,231.00</b>	<b>21,317,462.97</b>	<b>39,498,296.45</b>
<b>All Funds Presented</b>	<b>Group Total [51] PURCHASED SERVICES</b>	<b>29,174,360.02</b>	<b>32,223,993.60</b>	<b>36,386,231.00</b>	<b>21,317,462.97</b>	<b>39,498,296.45</b>
<b>Group : [52]</b>	<b>SUPPLIES</b>					
<b>Subgroup : None</b>						
<b>Fund : [0600]</b>	<b>GEN FUND - PAR</b>					
0600-60-0011-000-00000-52010	SUPPLIES-OFFICE/PHOTO/ETC	1,103.75	807.50	0.00	416.38	0.00
0600-60-0011-000-00000-52030	CLEAN'G/SANI SUPPLIES	17.17	5.30	0.00	0.00	0.00
0600-60-0011-000-00000-52040	FOOD SUPPLIES	14,024.66	8,248.64	0.00	9,524.77	0.00
<b>Subtotal Fund : 0600</b>	<b>Subgroup : None</b>	<b>15,145.58</b>	<b>9,061.44</b>	<b>0.00</b>	<b>9,941.15</b>	<b>0.00</b>
<b>Fund : [0601]</b>	<b>GEN FUND - PAR</b>					
0601-60-0011-000-00000-52010	SUPPLIES-OFFICE/PHOTO/ETC	0.00	0.00	0.00	1,610.25	0.00
<b>Subtotal Fund : 0601</b>	<b>Subgroup : None</b>	<b>0.00</b>	<b>0.00</b>	<b>0.00</b>	<b>1,610.25</b>	<b>0.00</b>
<b>Fund : [0602]</b>	<b>GEN FUND - PAR</b>					
0602-60-0011-000-00000-52011	RETAIL SUPPLIES	0.00	104.05	0.00	0.00	0.00
<b>Subtotal Fund : 0602</b>	<b>Subgroup : None</b>	<b>0.00</b>	<b>104.05</b>	<b>0.00</b>	<b>0.00</b>	<b>0.00</b>
<b>Fund : [0604]</b>	<b>GEN FUND - PAR</b>					
0604-60-0011-000-00000-52010	SUPPLIES-OFFICE/PHOTO/ETC	675.00	0.00	0.00	0.00	0.00
<b>Subtotal Fund : 0604</b>	<b>Subgroup : None</b>	<b>675.00</b>	<b>0.00</b>	<b>0.00</b>	<b>0.00</b>	<b>0.00</b>
<b>Fund : [0606]</b>	<b>GEN FUND - PAR</b>					
0606-60-0011-000-00000-52010	SUPPLIES-OFFICE/PHOTO/ETC	1,463.63	0.00	0.00	0.00	0.00
<b>Subtotal Fund : 0606</b>	<b>Subgroup : None</b>	<b>1,463.63</b>	<b>0.00</b>	<b>0.00</b>	<b>0.00</b>	<b>0.00</b>
<b>Fund : [1000]</b>	<b>GEN FUND</b>					
1000-10-1000-000-00000-52010	SUPPLIES-OFFICE/PHOTO/ETC	7,858.37	9,441.05	4,500.00	3,921.06	8,000.00
1000-10-1000-000-00000-52020	DATA PROCESSING SUPPLIES	551.93	1,818.90	200.00	1,026.12	1,818.90
1000-10-1000-000-00000-52400	OTHER SUPPLIES	0.00	0.00	0.00	187.97	0.00
1000-10-1000-000-00000-52600	MINOR OFF FURN/EQP (NON-CAP)	0.00	105.99	0.00	0.00	0.00
1000-10-1000-000-00000-52610	TECHNOLOGY EQUIP (NON-CAP)	475.78	4,149.15	500.00	861.34	1,000.00
1000-10-1010-000-00000-52010	SUPPLIES-OFFICE/PHOTO/ETC	10,142.02	15,012.28	6,000.00	9,497.63	7,500.00
1000-10-1010-000-00000-52500	FUELS/LUBRICANTS	3,158.59	1,208.47	500.00	854.12	500.00
1000-10-1010-000-00000-52600	MINOR OFF FURN/EQP (NON-CAP)	3,559.27	1,836.62	5,000.00	1,336.68	5,000.00
1000-10-1010-000-00000-52610	TECHNOLOGY EQUIP (NON-CAP)	6,679.02	2,946.92	5,000.00	3,175.75	5,000.00

**Expenditures (detail) subtotaled by category**

Account	Description	3rd PP-ACTUAL 6/30/2018	2nd PP-ACTUAL 6/30/2019	1st PP-FBUDGET 6/30/2020	1st PP-YTD ACTUAL 6/30/2020	REQUESTED BUDGET 6/30/2021
1000-10-1020-000-00000-52010	SUPPLIES-OFFICE/PHOTO/ETC	14,147.02	13,804.39	12,500.00	12,614.51	12,500.00
1000-10-1020-000-00000-52020	DATA PROCESSING SUPPLIES	2,165.50	0.00	2,500.00	65.26	2,500.00
1000-10-1020-000-00000-52600	MINOR OFF FURN/EQP (NON-CAP)	7,164.22	2,632.77	2,000.00	0.00	2,000.00
1000-10-1020-000-00000-52610	TECHNOLOGY EQUIP (NON-CAP)	792.21	3,244.58	1,500.00	1,041.65	1,500.00
1000-10-1030-000-00000-52010	SUPPLIES-OFFICE/PHOTO/ETC	6,924.17	6,642.11	6,700.00	6,086.05	6,700.00
1000-10-1030-000-00000-52020	DATA PROCESSING SUPPLIES	0.00	0.00	500.00	0.00	500.00
1000-10-1031-000-00000-52010	SUPPLIES-OFFICE/PHOTO/ETC	4,903.89	7,205.14	11,000.00	7,089.78	11,000.00
1000-10-1031-000-00000-52020	DATA PROCESSING SUPPLIES	0.00	0.00	1,707.00	0.00	1,707.00
1000-10-1040-000-00000-52010	SUPPLIES-OFFICE/PHOTO/ETC	5,398.39	7,185.10	6,325.00	5,354.57	6,500.00
1000-10-1040-000-00000-52020	DATA PROCESSING SUPPLIES	61.16	20.41	20.00	0.00	250.00
1000-10-1040-000-00000-52600	MINOR OFF FURN/EQP (NON-CAP)	763.14	2,193.20	6,041.00	3,876.06	4,415.00
1000-10-1040-000-00000-52610	TECHNOLOGY EQUIP (NON-CAP)	550.56	5,631.70	301.00	0.00	1,006.00
1000-10-1060-000-00000-52010	SUPPLIES-OFFICE/PHOTO/ETC	2,422.68	2,444.25	3,500.00	1,928.57	3,500.00
1000-10-1060-000-00000-52020	DATA PROCESSING SUPPLIES	369.93	0.00	1,500.00	261.18	1,500.00
1000-10-1060-000-00000-52030	CLEAN'G/SANI SUPPLIES	0.00	0.00	2,500.00	0.00	2,500.00
1000-10-1060-000-00000-52050	UNIFORMS	1,602.87	1,182.00	3,500.00	1,999.81	4,000.00
1000-10-1060-000-00000-52240	SMALL TOOLS, ETC.	0.00	0.00	4,836.00	0.00	4,836.00
1000-10-1060-000-00000-52300	MEDICAL/PHARMACY SUPPLIES	7,181.10	12,555.32	10,000.00	6,634.76	12,000.00
1000-10-1060-000-00000-52330	FACILITY MAINT SUPPLIES	0.00	0.00	0.00	5.61	150.00
1000-10-1060-000-00000-52350	AV/EDUC/TRAINING AIDS	0.00	0.00	1,000.00	0.00	1,000.00
1000-10-1060-000-00000-52400	OTHER SUPPLIES	0.00	169.04	0.00	0.00	0.00
1000-10-1060-000-00000-52500	FUELS/LUBRICANTS	7,503.87	7,801.61	18,000.00	5,934.74	20,000.00
1000-10-1060-000-00000-52600	MINOR OFF FURN/EQP (NON-CAP)	0.00	0.00	2,500.00	0.00	38,000.00
1000-10-1060-000-00000-52610	TECHNOLOGY EQUIP (NON-CAP)	0.00	0.00	2,000.00	0.00	2,000.00
1000-10-1070-000-00000-52010	SUPPLIES-OFFICE/PHOTO/ETC	532.75	552.34	500.00	709.37	500.00
1000-10-1081-000-00000-52010	SUPPLIES-OFFICE/PHOTO/ETC	20,129.27	22,683.30	20,000.00	18,805.77	30,000.00
1000-10-1081-000-00000-52020	DATA PROCESSING SUPPLIES	9,825.15	13,096.28	7,500.00	8,311.90	12,000.00
1000-10-1081-000-00000-52050	UNIFORMS	2,272.18	1,373.71	0.00	0.00	0.00
1000-10-1081-000-00000-52600	MINOR OFF FURN/EQP (NON-CAP)	2,275.24	1,380.94	3,141.00	498.81	0.00
1000-10-1081-000-00000-52610	TECHNOLOGY EQUIP (NON-CAP)	0.00	1,364.57	2,500.00	0.00	0.00
1000-10-1090-000-00000-52010	SUPPLIES-OFFICE/PHOTO/ETC	2,368.47	1,987.09	3,000.00	1,161.19	3,000.00
1000-10-1090-000-00000-52600	MINOR OFF FURN/EQP (NON-CAP)	135.67	0.00	2,215.00	0.00	2,215.00
1000-10-1090-000-00000-52610	TECHNOLOGY EQUIP (NON-CAP)	0.00	0.00	600.00	0.00	600.00
1000-10-1100-000-00000-52010	SUPPLIES-OFFICE/PHOTO/ETC	1,972.13	5,130.46	3,500.00	2,463.56	4,000.00
1000-10-1100-000-00000-52020	DATA PROCESSING SUPPLIES	265.59	0.00	723.00	0.00	723.00
1000-10-1100-000-00000-52600	MINOR OFF FURN/EQP (NON-CAP)	621.52	1,003.14	400.00	0.00	400.00
1000-10-1100-000-00000-52610	TECHNOLOGY EQUIP (NON-CAP)	0.00	0.00	400.00	0.00	400.00
1000-10-1101-000-00000-52010	SUPPLIES-OFFICE/PHOTO/ETC	1,512.99	766.01	1,000.00	653.68	500.00
1000-10-1101-000-00000-52020	DATA PROCESSING SUPPLIES	1,844.98	1,984.93	1,500.00	19.00	1,000.00
1000-10-1101-000-00000-52350	AV/EDUC/TRAINING AIDS	25.00	217.95	500.00	139.95	250.00
1000-10-1101-000-00000-52500	FUELS/LUBRICANTS	0.00	189.13	500.00	66.73	250.00
1000-10-1101-000-00000-52600	MINOR OFF FURN/EQP (NON-CAP)	254.37	0.00	0.00	0.00	0.00
1000-10-1101-000-00000-52610	TECHNOLOGY EQUIP (NON-CAP)	24.00	0.00	0.00	0.00	0.00
1000-10-1102-000-00000-52010	SUPPLIES-OFFICE/PHOTO/ETC	2,878.65	3,609.63	1,750.00	238.10	1,750.00
1000-10-1102-000-00000-52020	DATA PROCESSING SUPPLIES	13,358.55	4,537.98	5,000.00	11,081.99	11,000.00
1000-10-1102-000-00000-52350	AV/EDUC/TRAINING AIDS	0.00	0.00	700.00	0.00	700.00
1000-10-1102-000-00000-52400	OTHER SUPPLIES	1,779.66	2,173.53	0.00	129.07	0.00
1000-10-1102-000-00000-52500	FUELS/LUBRICANTS	2,463.44	2,259.28	4,000.00	1,105.99	4,000.00
1000-10-1102-000-00000-52600	MINOR OFF FURN/EQP (NON-CAP)	4,662.63	2,059.20	7,000.00	2,146.38	7,000.00
1000-10-1102-000-00000-52610	TECHNOLOGY EQUIP (NON-CAP)	42,481.19	13,276.44	17,000.00	1,399.00	40,000.00

**Expenditures (detail) subtotaled by category**

Account	Description	3rd PP-ACTUAL 6/30/2018	2nd PP-ACTUAL 6/30/2019	1st PP-FBUDGET 6/30/2020	1st PP-YTD ACTUAL 6/30/2020	REQUESTED BUDGET 6/30/2021
1000-10-1103-000-00000-52010	SUPPLIES-OFFICE/PHOTO/ETC	6,138.65	9,634.45	3,000.00	8,312.22	4,500.00
1000-10-1103-000-00000-52020	DATA PROCESSING SUPPLIES	0.00	4,700.26	100.00	262.14	100.00
1000-10-1103-000-00000-52600	MINOR OFF FURN/EQP (NON-CAP)	0.00	1,278.68	2,500.00	0.00	0.00
1000-10-1103-000-00000-52610	TECHNOLOGY EQUIP (NON-CAP)	874.93	0.00	0.00	0.00	0.00
1000-10-1111-000-00000-52010	SUPPLIES-OFFICE/PHOTO/ETC	7,624.48	10,701.47	5,000.00	9,791.77	8,000.00
1000-10-1111-000-00000-52020	DATA PROCESSING SUPPLIES	0.00	1,980.11	0.00	71.68	0.00
1000-10-1111-000-00000-52600	MINOR OFF FURN/EQP (NON-CAP)	1,162.82	17,684.01	0.00	213.99	0.00
1000-10-1111-000-00000-52610	TECHNOLOGY EQUIP (NON-CAP)	3,225.14	4,610.29	0.00	0.00	0.00
1000-10-1115-000-00000-52010	SUPPLIES-OFFICE/PHOTO/ETC	595.04	734.79	1,000.00	2,403.86	1,000.00
1000-10-1115-000-00000-52020	DATA PROCESSING SUPPLIES	0.00	0.00	600.00	0.00	600.00
1000-10-1115-000-00000-52350	AV/EDUC/TRAINING AIDS	0.00	1,656.93	1,000.00	710.16	1,000.00
1000-10-1115-000-00000-52500	FUELS/LUBRICANTS	1,042.68	774.69	750.00	344.95	750.00
1000-10-1115-000-00000-52550	SAFETY SUPPLIES	883.09	3,351.17	2,500.00	5,764.28	2,500.00
1000-10-1115-000-00000-52600	MINOR OFF FURN/EQP (NON-CAP)	236.00	0.00	0.00	0.00	0.00
1000-10-1115-000-00000-52610	TECHNOLOGY EQUIP (NON-CAP)	0.00	147.83	200.00	0.00	1,000.00
1000-10-1116-000-00000-52010	SUPPLIES-OFFICE/PHOTO/ETC	1,202.63	775.97	800.00	708.46	2,500.00
1000-10-1116-000-00000-52020	DATA PROCESSING SUPPLIES	641.71	0.00	800.00	25.55	800.00
1000-10-1116-000-00000-52500	FUELS/LUBRICANTS	320.11	148.66	1,000.00	53.94	1,000.00
1000-10-1116-000-00000-52610	TECHNOLOGY EQUIP (NON-CAP)	0.00	0.00	1,000.00	0.00	2,500.00
1000-10-1120-000-00000-52010	SUPPLIES-OFFICE/PHOTO/ETC	12,795.90	13,967.35	8,000.00	7,727.65	10,000.00
1000-10-1120-000-00000-52020	DATA PROCESSING SUPPLIES	964.53	443.49	1,500.00	1,650.00	12,000.00
1000-10-1120-000-00000-52050	UNIFORMS	2,182.41	0.00	2,500.00	0.00	2,500.00
1000-10-1120-000-00000-52500	FUELS/LUBRICANTS	5,483.25	4,428.69	10,000.00	3,271.36	12,000.00
1000-10-1120-000-00000-52600	MINOR OFF FURN/EQP (NON-CAP)	5,639.40	24,851.05	3,000.00	810.19	3,000.00
1000-10-1122-000-00000-52010	SUPPLIES-OFFICE/PHOTO/ETC	11,677.44	10,150.73	11,500.00	6,738.02	11,500.00
1000-10-1122-000-00000-52020	DATA PROCESSING SUPPLIES	1,010.39	267.45	1,000.00	622.27	1,000.00
1000-10-1122-000-00000-52600	MINOR OFF FURN/EQP (NON-CAP)	1,718.30	1,147.56	2,000.00	1,461.19	2,000.00
1000-10-1122-000-00000-52610	TECHNOLOGY EQUIP (NON-CAP)	7,275.74	3,231.53	3,431.00	181.89	3,400.00
1000-10-1130-000-00000-52010	SUPPLIES	10,826.79	9,747.82	6,154.00	5,555.12	6,500.00
1000-10-1130-000-00000-52020	DATA PROCESSING SUPPLIES	3,445.90	206.46	500.00	0.00	500.00
1000-10-1130-000-00000-52500	FUELS/LUBRICANTS	1,000.67	1,431.37	667.00	682.60	1,100.00
1000-10-1130-000-00000-52600	MINOR OFFICE FURNITURE/EQUIP (NON-CAP)	0.00	875.59	0.00	0.00	1,800.00
1000-10-1134-000-00000-52010	SUPPLIES-OFFICE/PHOTO/ETC	713.73	614.80	700.00	217.22	700.00
1000-10-1134-000-00000-52020	DATA PROCESSING SUPPLIES	0.00	0.00	100.00	0.00	100.00
1000-10-1134-000-00000-52500	FUELS/LUBRICANTS	81.67	43.16	790.00	24.52	790.00
1000-10-1134-000-00000-52600	MINOR OFF FURN/EQP (NON-CAP)	0.00	26.24	125.00	0.00	125.00
1000-10-1134-000-00000-52610	TECHNOLOGY EQUIP (NON-CAP)	238.24	0.00	100.00	0.00	1,000.00
1000-10-1140-000-00000-52010	SUPPLIES-OFFICE/PHOTO/ETC	0.00	0.00	0.00	0.00	500.00
1000-10-1140-000-00000-52020	DATA PROCESSING SUPPLIES	0.00	0.00	0.00	0.00	500.00
1000-10-1140-000-00000-52350	AV/EDUC/TRAINING AIDS	0.00	0.00	0.00	0.00	250.00
1000-10-1143-000-00000-52010	SUPPLIES-OFFICE/PHOTO/ETC	23,160.51	13,892.91	27,615.00	18,734.41	30,000.00
1000-10-1143-000-00000-52020	DATA PROCESSING SUPPLIES	45,777.13	10,450.00	63,308.00	31,991.44	63,308.00
1000-10-1143-000-00000-52350	AV/EDUC/TRAINING AIDS	0.00	0.00	2,500.00	0.00	2,500.00
1000-10-1143-000-00000-52500	FUELS/LUBRICANTS	2,544.87	1,846.27	4,500.00	1,339.49	4,500.00
1000-10-1143-000-00000-52600	MINOR OFF FURN/EQP (NON-CAP)	366.75	158.99	11,000.00	0.00	11,000.00
1000-10-1143-000-00000-52610	TECHNOLOGY EQUIP (NON-CAP)	0.00	0.00	21,141.00	16,261.48	53,641.00
1000-10-1150-000-00000-52010	SUPPLIES-OFFICE/PHOTO/ETC	9,372.39	4,752.68	5,700.00	4,053.90	5,700.00
1000-10-1150-000-00000-52020	DATA PROCESSING SUPPLIES	8,855.09	17,790.74	15,000.00	11,650.76	15,000.00
1000-10-1150-000-00000-52350	AV/EDUC/TRAINING AIDS	0.00	0.00	500.00	0.00	500.00
1000-10-1150-000-00000-52360	PHOTOCOPYING CHARGES	0.00	0.00	1,500.00	0.00	1,500.00



**Expenditures (detail) subtotaled by category**

Account	Description	3rd PP-ACTUAL 6/30/2018	2nd PP-ACTUAL 6/30/2019	1st PP-FBUDGET 6/30/2020	1st PP-YTD ACTUAL 6/30/2020	REQUESTED BUDGET 6/30/2021
1000-10-1150-000-00000-52500	FUELS/LUBRICANTS	3,820.06	5,015.73	7,800.00	2,747.48	5,965.00
1000-10-1150-000-00000-52600	MINOR OFF FURN/EQP (NON-CAP)	38,821.18	191.80	1,000.00	0.00	1,000.00
1000-10-1150-000-00000-52610	TECHNOLOGY EQUIP (NON-CAP)	972,823.61	1,125,899.85	1,241,030.00	526,616.51	1,205,681.54
1000-10-1150-000-00000-52611	DATA PROCESSING EQUIP - REFRES	114,376.16	83,222.53	135,000.00	60,220.33	135,000.00
1000-10-1152-000-00000-52010	SUPPLIES-OFFICE/PHOTO/ETC	2,109.55	1,516.92	2,000.00	1,521.29	2,000.00
1000-10-1152-000-00000-52020	DATA PROCESSING SUPPLIES	11,982.01	6,119.11	13,000.00	5,854.02	13,000.00
1000-10-1152-000-00000-52600	MINOR OFF FURN/EQP (NON-CAP)	5,560.54	0.00	0.00	0.00	0.00
1000-10-1154-000-00000-52010	SUPPLIES-OFFICE/PHOTO/ETC	16,473.94	10,102.65	21,000.00	9,860.29	21,000.00
1000-10-1154-000-00000-52020	DATA PROCESSING SUPPLIES	384.81	704.73	5,500.00	198.71	5,000.00
1000-10-1154-000-00000-52050	UNIFORMS	0.00	0.00	280.00	0.00	290.00
1000-10-1154-000-00000-52400	OTHER SUPPLIES	238.47	0.00	500.00	0.00	500.00
1000-10-1154-000-00000-52500	FUELS/LUBRICANTS	3,882.38	3,851.48	6,500.00	2,507.30	6,500.00
1000-10-1154-000-00000-52600	MINOR OFF FURN/EQP (NON-CAP)	1,776.38	2,895.67	1,000.00	0.00	1,000.00
1000-10-1154-000-00000-52610	TECHNOLOGY EQUIP (NON-CAP)	199.27	0.00	0.00	0.00	0.00
1000-10-1160-000-00000-52010	SUPPLIES-OFFICE/PHOTO/ETC	8,123.63	10,071.73	11,000.00	7,273.91	40,000.00
1000-10-1160-000-00000-52020	DATA PROCESSING SUPPLIES	628.98	4,242.95	2,600.00	735.53	2,600.00
1000-10-1160-000-00000-52350	AV/EDUC/TRAINING AIDS	693.95	2,224.58	20,000.00	17,243.00	110,000.00
1000-10-1160-000-00000-52600	MINOR OFF FURN/EQP (NON-CAP)	724.12	1,993.58	1,200.00	33.69	1,200.00
1000-20-1200-000-00000-52400	OTHER SUPPLIES	715.34	1,858.90	1,900.00	397.58	1,900.00
1000-20-1200-000-00000-52500	FUELS/LUBRICANTS	40.58	0.00	0.00	0.00	0.00
1000-20-1201-000-00000-52010	SUPPLIES-OFFICE/PHOTO/ETC	41,972.09	57,818.20	58,000.00	38,442.98	58,000.00
1000-20-1201-000-00000-5201A	SUPPLIES-TRAINING	1,222.80	2,898.42	3,000.00	1,145.84	3,000.00
1000-20-1201-000-00000-52020	DATA PROCESSING SUPPLIES	11,483.47	10,881.31	11,259.00	15,628.20	11,259.00
1000-20-1201-000-00000-52050	UNIFORMS	43,501.18	56,685.77	58,000.00	38,915.24	58,000.00
1000-20-1201-000-00000-5205A	UNIFORMS-WEAPONS	17,341.37	60,369.40	0.00	(4,292.77)	0.00
1000-20-1201-000-00000-5205B	UNIFORMS-BODY ARMOR	19,953.78	14,502.93	16,000.00	1,157.74	16,000.00
1000-20-1201-000-00000-52330	FACILITY MAINT SUPPLIES	3,527.46	0.00	0.00	0.00	0.00
1000-20-1201-000-00000-52350	AV/EDUC/TRAINING AIDS	54,597.26	29,153.83	32,000.00	33,840.55	32,000.00
1000-20-1201-000-00000-52400	OTHER SUPPLIES	57,779.14	52,099.91	30,539.00	40,599.66	30,539.00
1000-20-1201-000-00000-52500	FUELS/LUBRICANTS	132,958.82	131,212.39	135,000.00	80,608.35	135,000.00
1000-20-1201-000-00000-52600	MINOR OFF FURN/EQP (NON-CAP)	7,024.21	7,681.94	1,996.00	1,637.74	1,996.00
1000-20-1201-000-00000-52610	TECHNOLOGY EQUIP (NON-CAP)	(2,592.21)	46,768.62	142,727.00	31,847.36	142,727.00
1000-20-1202-000-00000-52010	SUPPLIES-OFFICE/PHOTO/ETC	5,963.06	3,672.72	3,800.00	2,591.80	3,800.00
1000-20-1202-000-00000-52020	DATA PROCESSING SUPPLIES	5,955.91	39,973.81	40,000.00	5,422.43	40,000.00
1000-20-1202-000-00000-52050	UNIFORMS	122,965.05	137,992.17	138,000.00	83,327.60	138,000.00
1000-20-1202-000-00000-5205A	UNIFORMS-WEAPONS	4,335.40	4,308.90	0.00	0.00	0.00
1000-20-1202-000-00000-5205B	UNIFORMS-BODY ARMOR	33,415.98	46,729.34	25,000.00	23,618.04	25,000.00
1000-20-1202-000-00000-52350	AV/EDUC/TRAINING AIDS	0.00	(28.31)	0.00	209.72	0.00
1000-20-1202-000-00000-52400	OTHER SUPPLIES	33,393.13	21,977.55	27,540.00	5,343.04	27,540.00
1000-20-1202-000-00000-52500	FUELS/LUBRICANTS	357,397.43	382,473.12	386,000.00	241,644.54	386,000.00
1000-20-1202-000-00000-52600	MINOR OFF FURN/EQP (NON-CAP)	1,266.22	1,001.42	4,842.00	3,949.12	4,842.00
1000-20-1202-000-00000-52610	TECHNOLOGY EQUIP (NON-CAP)	10,307.45	4,928.72	18,423.00	5,872.79	18,423.00
1000-20-1203-000-00000-52010	SUPPLIES-OFFICE/PHOTO/ETC	3,006.66	2,664.72	2,750.00	2,457.17	2,750.00
1000-20-1203-000-00000-52020	DATA PROCESSING SUPPLIES	863.97	972.05	1,100.00	0.00	1,100.00
1000-20-1203-000-00000-52050	UNIFORMS	6,324.75	6,035.30	7,000.00	6,130.54	7,000.00
1000-20-1203-000-00000-5205B	UNIFORMS-BODY ARMOR	1,984.31	1,105.54	0.00	0.00	0.00
1000-20-1203-000-00000-52350	AV/EDUC/TRAINING AIDS	1,182.99	0.00	3,500.00	0.00	3,500.00
1000-20-1203-000-00000-52400	OTHER SUPPLIES	106,804.14	140,815.86	145,000.00	43,244.53	145,000.00
1000-20-1203-000-00000-52500	FUELS/LUBRICANTS	8,065.71	11,704.88	12,200.00	5,106.89	12,200.00
1000-20-1203-000-00000-52600	MINOR OFF FURN/EQP (NON-CAP)	2,232.34	0.00	0.00	0.00	0.00

**Expenditures (detail) subtotaled by category**

Account	Description	3rd PP-ACTUAL 6/30/2018	2nd PP-ACTUAL 6/30/2019	1st PP-FBUDGET 6/30/2020	1st PP-YTD ACTUAL 6/30/2020	REQUESTED BUDGET 6/30/2021
1000-20-1203-000-00000-52610	TECHNOLOGY EQUIP (NON-CAP)	5,722.62	5,821.45	7,500.00	17,195.73	7,500.00
1000-20-1204-000-00000-52010	SUPPLIES	292.91	4,040.17	4,000.00	6,169.45	4,000.00
1000-20-1204-000-00000-52050	UNIFORMS	11,676.06	23,447.94	25,000.00	13,613.20	25,000.00
1000-20-1204-000-00000-5205B	UNIFORMS-BODY ARMOR	3,572.20	16,016.76	5,000.00	0.00	5,000.00
1000-20-1204-000-00000-52350	AV/EDUC/TRAINING AIDS	0.00	(28.31)	0.00	(37.50)	0.00
1000-20-1204-000-00000-52400	OTHER SUPPLIES	3,823.15	2,702.58	2,700.00	3,616.25	2,700.00
1000-20-1204-000-00000-52500	FUELS/LUBRICANTS	148,887.33	150,945.33	155,116.00	83,979.46	155,116.00
1000-20-1204-000-00000-52600	MINOR OFF FURN/EQP (NON-CAP)	0.00	3,377.29	3,400.00	0.00	3,400.00
1000-20-1204-000-00000-52610	TECHNOLOGY EQUIP (NON-CAP)	0.00	9,006.36	5,000.00	8,661.67	5,000.00
1000-20-1205-000-00000-52010	SUPPLIES	1,616.25	1,331.80	1,400.00	771.03	1,400.00
1000-20-1205-000-00000-52020	DATA PROCESSING SUPPLIES	2,437.51	0.00	0.00	96.01	0.00
1000-20-1205-000-00000-52050	UNIFORMS	10,567.45	12,546.49	15,000.00	10,192.99	15,000.00
1000-20-1205-000-00000-5205A	UNIFORMS-WEAPONS	791.39	4,872.25	0.00	69.45	0.00
1000-20-1205-000-00000-5205B	UNIFORMS-BODY ARMOR	4,721.24	2,941.66	1,500.00	0.00	1,500.00
1000-20-1205-000-00000-52400	OTHER SUPPLIES	1,450.67	5,092.20	2,157.00	1,198.14	2,157.00
1000-20-1205-000-00000-52500	FUELS/LUBRICANTS	20,209.77	15,740.34	16,183.00	9,528.16	16,183.00
1000-20-1205-000-00000-52600	MINOR OFF FURN/EQP (NON-CAP)	0.00	0.00	850.00	0.00	850.00
1000-20-1205-000-00000-52610	TECHNOLOGY EQUIP (NON-CAP)	1,078.02	3,871.77	0.00	0.00	0.00
1000-20-1210-000-00000-52010	SUPPLIES-OFFICE/PHOTO/ETC	11,155.33	11,401.75	11,450.00	14,879.74	11,450.00
1000-20-1210-000-00000-52020	DATA PROCESSING SUPPLIES	6,462.70	2,396.39	2,400.00	1,501.84	2,400.00
1000-20-1210-000-00000-52050	UNIFORMS	632.34	1,704.68	2,500.00	2,329.97	2,500.00
1000-20-1210-000-00000-5205B	UNIFORMS-BODY ARMOR	2,639.40	0.00	974.00	0.00	974.00
1000-20-1210-000-00000-52400	OTHER SUPPLIES	2,635.22	1,901.48	1,950.00	6,012.97	1,950.00
1000-20-1210-000-00000-52500	FUELS/LUBRICANTS	10,871.09	11,128.17	11,500.00	6,121.70	11,500.00
1000-20-1210-000-00000-52600	MINOR OFF FURN/EQP (NON-CAP)	0.00	3,093.26	0.00	136.96	0.00
1000-20-1210-000-00000-52610	TECHNOLOGY EQUIP (NON-CAP)	26,828.19	4,419.27	6,000.00	11,945.67	6,000.00
1000-20-1211-000-00000-52010	SUPPLIES-OFFICE/PHOTO/ETC	528.95	630.91	0.00	0.00	0.00
1000-20-1211-000-00000-52030	CLEAN/SANI SUPPLIES (COVID19)	0.00	0.00	0.00	3,376.48	0.00
1000-20-1211-000-00000-52400	OTHER SUPPLIES	5,881.82	2,927.68	0.00	4,156.52	0.00
1000-20-1211-000-00000-52500	FUELS/LUBRICANTS	2,997.04	689.49	0.00	1,913.41	0.00
1000-20-1211-000-00000-52600	MINOR OFF FURN/EQP (NON-CAP)	568.16	2,200.85	0.00	0.00	0.00
1000-20-1220-000-00000-52010	SUPPLIES-OFFICE/PHOTO/ETC	10,270.92	8,231.06	8,200.00	6,091.53	8,200.00
1000-20-1220-000-00000-52020	DATA PROCESSING SUPPLIES	363.11	604.78	670.00	254.57	670.00
1000-20-1220-000-00000-52050	UNIFORMS	3,955.49	15,418.77	17,000.00	2,087.90	17,000.00
1000-20-1220-000-00000-5205B	UNIFORMS-BODY ARMOR	866.02	0.00	0.00	0.00	0.00
1000-20-1220-000-00000-52400	OTHER SUPPLIES	3,156.52	4,920.45	5,500.00	3,506.00	5,500.00
1000-20-1220-000-00000-52500	FUELS/LUBRICANTS	1,856.84	630.08	650.00	550.33	650.00
1000-20-1220-000-00000-52600	MINOR OFF FURN/EQP (NON-CAP)	5,333.88	4,019.39	4,000.00	0.00	4,000.00
1000-20-1220-000-00000-52610	TECHNOLOGY EQUIP (NON-CAP)	0.00	1,783.90	2,000.00	8,307.13	2,000.00
1000-20-1230-000-00000-52010	SUPPLIES-OFFICE/PHOTO/ETC	6,710.80	5,278.99	2,500.00	4,397.66	5,000.00
1000-20-1230-000-00000-52020	DATA PROCESSING SUPPLIES	29.98	109.74	1,000.00	851.69	1,000.00
1000-20-1230-000-00000-52030	CLEAN'G/SANI SUPPLIES	8,354.19	5,192.54	5,500.00	6,168.12	9,000.00
1000-20-1230-000-00000-52050	UNIFORMS	41,169.76	36,774.33	40,000.00	25,563.36	40,000.00
1000-20-1230-000-00000-52300	MEDICAL/PHARMACY SUPPLIES	201,938.00	231,839.03	175,000.00	198,148.28	275,000.00
1000-20-1230-000-00000-52310	BLANKETS/LINENS	7,448.29	9,211.23	8,000.00	6,644.43	8,000.00
1000-20-1230-000-00000-52350	AV/EDUC/TRAINING AIDS	139.96	57.34	500.00	1,165.03	1,000.00
1000-20-1230-000-00000-52500	FUELS/LUBRICANTS	124,139.85	134,880.15	100,000.00	82,193.62	100,000.00
1000-20-1230-000-00000-52600	MINOR OFF FURN/EQP (NON-CAP)	5,521.07	6,944.95	4,500.00	1,155.53	4,500.00
1000-20-1230-000-00000-52610	TECHNOLOGY EQUIP (NON-CAP)	472.58	0.00	0.00	0.00	0.00
1000-20-1240-000-00000-52010	SUPPLIES-OFFICE/PHOTO/ETC	154.25	1,245.91	1,500.00	842.54	1,500.00

**Expenditures (detail) subtotaled by category**

Account	Description	3rd PP-ACTUAL 6/30/2018	2nd PP-ACTUAL 6/30/2019	1st PP-FBUDGET 6/30/2020	1st PP-YTD ACTUAL 6/30/2020	REQUESTED BUDGET 6/30/2021
1000-20-1240-000-00000-52020	DATA PROCESSING SUPPLIES	9,146.59	5,582.84	5,600.00	21.13	5,600.00
1000-20-1240-000-00000-52050	UNIFORMS	2,971.38	2,642.98	2,700.00	2,275.43	2,700.00
1000-20-1240-000-00000-52400	OTHER SUPPLIES	56,347.51	128,056.66	50,621.00	53,802.61	50,621.00
1000-20-1240-000-00000-52500	FUELS/LUBRICANTS	14,282.07	14,984.31	15,434.00	8,877.44	15,434.00
1000-20-1240-000-00000-52600	MINOR OFF FURN/EQP (NON-CAP)	669.37	0.00	0.00	0.00	0.00
1000-20-1240-000-00000-52610	TECHNOLOGY EQUIP (NON-CAP)	33,361.28	43,526.10	0.00	12,853.32	0.00
1000-20-1241-000-00000-52010	SUPPLIES-OFFICE/PHOTO/ETC	815.00	910.23	1,000.00	492.84	1,000.00
1000-20-1241-000-00000-52020	DATA PROCESSING SUPPLIES	3,021.98	460.68	2,789.00	731.17	2,789.00
1000-20-1241-000-00000-52050	UNIFORMS	1,423.27	1,593.84	1,500.00	1,224.50	1,500.00
1000-20-1241-000-00000-52240	SMALL TOOLS, ETC.	1,191.03	2,022.14	2,000.00	1,494.48	2,000.00
1000-20-1241-000-00000-52340	SIGNS (EACH UNDER 500)	14,016.71	10,733.13	20,000.00	18,924.57	20,000.00
1000-20-1241-000-00000-52400	OTHER SUPPLIES	29,535.26	20,846.75	30,800.00	13,228.13	30,800.00
1000-20-1241-000-00000-52500	FUELS/LUBRICANTS	10,776.44	11,027.46	11,500.00	7,678.23	11,500.00
1000-20-1241-000-00000-52600	MINOR OFF FURN/EQP (NON-CAP)	0.00	1,090.92	1,059.00	21.39	1,059.00
1000-20-1250-000-00000-52010	SUPPLIES-OFFICE/PHOTO/ETC	13,371.19	11,504.61	15,000.00	8,230.38	15,000.00
1000-20-1250-000-00000-52020	DATA PROCESSING SUPPLIES	3,123.84	2,127.61	4,241.00	1,257.45	4,241.00
1000-20-1250-000-00000-52030	CLEAN'G/SANI SUPPLIES	45,703.85	50,266.60	55,000.00	38,931.04	55,000.00
1000-20-1250-000-00000-52050	UNIFORMS	23,778.02	20,667.39	30,000.00	12,445.50	55,000.00
1000-20-1250-000-00000-52300	MEDICAL/PHARMACY SUPPLIES	27.28	0.00	1,000.00	466.64	1,000.00
1000-20-1250-000-00000-52310	BLANKETS/LINENS	15,334.89	14,319.59	15,000.00	7,196.73	15,000.00
1000-20-1250-000-00000-52350	AV/EDUC/TRAINING AIDS	3,640.90	4,490.32	8,000.00	4,322.57	8,000.00
1000-20-1250-000-00000-52400	OTHER SUPPLIES	13,480.99	20,973.39	17,000.00	9,043.01	17,000.00
1000-20-1250-000-00000-52500	FUELS/LUBRICANTS	11,155.17	9,997.93	10,000.00	5,422.95	10,000.00
1000-20-1250-000-00000-52600	MINOR OFF FURN/EQP (NON-CAP)	1,141.17	2,594.30	600.00	587.93	400.00
1000-20-1250-000-00000-52610	TECHNOLOGY EQUIP (NON-CAP)	180.19	1,390.19	2,000.00	0.00	2,000.00
1000-20-1260-000-00000-52010	SUPPLIES-OFFICE/PHOTO/ETC	7,291.91	6,354.48	4,000.00	4,316.20	4,000.00
1000-20-1260-000-00000-52020	DATA PROCESSING SUPPLIES	1,416.67	542.58	0.00	0.00	0.00
1000-20-1260-000-00000-52050	UNIFORMS	2,059.04	1,981.79	2,000.00	1,278.59	2,000.00
1000-20-1260-000-00000-52500	FUELS/LUBRICANTS	14,473.55	13,378.31	10,000.00	8,043.30	12,000.00
1000-20-1260-000-00000-52600	MINOR OFF FURN/EQP (NON-CAP)	0.00	180.19	0.00	690.15	500.00
1000-20-1260-000-00000-52610	TECHNOLOGY EQUIP (NON-CAP)	986.18	0.00	0.00	0.00	5,000.00
1000-20-1261-000-00000-52010	SUPPLIES-OFFICE/PHOTO/ETC	2,327.09	1,670.13	1,500.00	797.96	3,000.00
1000-20-1261-000-00000-52020	DATA PROCESSING SUPPLIES	0.00	927.69	0.00	0.00	1,000.00
1000-20-1261-000-00000-52050	UNIFORMS	1,031.65	807.82	1,000.00	778.78	1,500.00
1000-20-1261-000-00000-52500	FUELS/LUBRICANTS	6,808.87	6,235.66	7,000.00	4,319.57	8,000.00
1000-20-1261-000-00000-52600	MINOR OFF FURN/EQP (NON-CAP)	211.98	139.09	0.00	0.00	0.00
1000-20-1270-000-00000-52010	SUPPLIES-OFFICE/PHOTO/ETC	3,998.08	1,907.81	2,000.00	2,341.39	2,000.00
1000-20-1270-000-00000-52020	DATA PROCESSING SUPPLIES	8.48	4,165.94	0.00	0.00	0.00
1000-20-1270-000-00000-52030	CLEAN'G/SANI SUPPLIES	12,954.68	8,153.54	10,000.00	7,323.23	10,000.00
1000-20-1270-000-00000-52040	FOOD SUPPLIES	6,751.55	10,705.50	10,000.00	13,101.05	15,000.00
1000-20-1270-000-00000-52050	UNIFORMS	4,908.04	1,336.42	5,000.00	1,964.51	5,000.00
1000-20-1270-000-00000-52300	MEDICAL/PHARMACY SUPPLIES	51,236.48	57,940.82	70,000.00	70,294.05	100,000.00
1000-20-1270-000-00000-52301	RECOVERY OF MED/PHARM SUPPLIES	(2,774.60)	(9,861.42)	(5,000.00)	(5,623.98)	0.00
1000-20-1270-000-00000-52400	OTHER SUPPLIES	10,667.33	3,743.89	4,500.00	3,832.65	4,500.00
1000-20-1270-000-00000-52500	FUELS/LUBRICANTS	21,181.75	19,805.57	20,000.00	12,574.63	20,000.00
1000-20-1270-000-00000-52600	MINOR OFF FURN/EQP (NON-CAP)	2,274.29	869.93	1,000.00	190.93	0.00
1000-30-1300-000-00000-52010	SUPPLIES-OFFICE/PHOTO/ETC	115.51	0.00	0.00	0.00	0.00
1000-30-1301-000-00000-52010	SUPPLIES-OFFICE/PHOTO/ETC	862.39	531.94	3,000.00	87.22	3,000.00
1000-30-1301-000-00000-52050	UNIFORMS	4,334.99	4,104.81	8,000.00	3,453.95	6,500.00
1000-30-1301-000-00000-52240	SMALL TOOLS, ETC.	4,056.25	9,089.11	8,000.00	2,687.46	8,000.00

**Expenditures (detail) subtotaled by category**

Account	Description	3rd PP-ACTUAL 6/30/2018	2nd PP-ACTUAL 6/30/2019	1st PP-FBUDGET 6/30/2020	1st PP-YTD ACTUAL 6/30/2020	REQUESTED BUDGET 6/30/2021
1000-30-1301-000-00000-52340	SIGNS (EACH UNDER 500)	3,126.71	3,108.91	7,000.00	0.00	5,000.00
1000-30-1301-000-00000-52350	AV/EDUC/TRAINING AIDS	0.00	0.00	2,000.00	0.00	0.00
1000-30-1301-000-00000-52400	OTHER SUPPLIES	36,042.93	25,487.91	46,230.00	17,328.30	30,000.00
1000-30-1301-000-00000-52500	FUELS/LUBRICANTS	26,574.19	22,452.34	49,375.00	14,842.76	30,000.00
1000-30-1301-000-00000-52600	MINOR OFF FURN/EQP (NON-CAP)	279.40	0.00	0.00	0.00	0.00
1000-30-1302-000-00000-52010	SUPPLIES-OFFICE/PHOTO/ETC	2,876.58	5,189.96	3,500.00	3,160.67	6,000.00
1000-30-1302-000-00000-52020	DATA PROCESSING SUPPLIES	0.00	108.02	2,750.00	973.70	2,750.00
1000-30-1302-000-00000-52050	UNIFORMS	1,362.21	1,826.03	300.00	1,874.83	2,500.00
1000-30-1302-000-00000-52240	SMALL TOOLS, ETC.	0.00	0.00	0.00	111.06	0.00
1000-30-1302-000-00000-52400	OTHER SUPPLIES	1,162.80	1,679.56	1,000.00	2,358.83	1,500.00
1000-30-1302-000-00000-52500	FUELS/LUBRICANTS	1,450.01	3,959.41	2,000.00	2,489.47	4,000.00
1000-30-1302-000-00000-52600	MINOR OFF FURN/EQP (NON-CAP)	0.00	219.41	0.00	0.00	0.00
1000-30-1310-000-00000-52010	SUPPLIES-OFFICE/PHOTO/ETC	2,194.10	1,391.41	1,000.00	257.64	1,000.00
1000-30-1310-000-00000-52020	DATA PROCESSING SUPPLIES	0.00	0.00	0.00	173.08	57,700.00
1000-30-1310-000-00000-52400	OTHER SUPPLIES	0.00	0.00	0.00	53.41	0.00
1000-30-1310-000-00000-52500	FUELS/LUBRICANTS	1,210.62	970.08	5,800.00	536.10	5,800.00
1000-30-1310-000-00000-52610	TECHNOLOGY EQUIP (NON-CAP)	1,575.00	2,688.30	1,500.00	2,101.14	2,500.00
1000-30-1311-000-00000-52010	SUPPLIES-OFFICE/PHOTO/ETC	586.81	994.94	1,500.00	568.39	1,500.00
1000-30-1311-000-00000-52020	DATA PROCESSING SUPPLIES	0.00	0.00	1,200.00	2,500.00	1,200.00
1000-30-1311-000-00000-52030	CLEAN'G/SANI SUPPLIES	17,740.88	16,701.44	19,800.00	15,315.24	19,800.00
1000-30-1311-000-00000-52050	UNIFORMS	8,283.57	9,313.05	10,000.00	7,492.98	15,000.00
1000-30-1311-000-00000-52240	SMALL TOOLS, ETC.	8,600.42	11,586.34	10,000.00	7,327.46	10,000.00
1000-30-1311-000-00000-52330	FACILITY MAINT SUPPLIES	18,301.55	26,904.32	15,000.00	15,025.63	20,000.00
1000-30-1311-000-00000-52400	OTHER SUPPLIES	0.00	0.00	0.00	1.90	0.00
1000-30-1311-000-00000-52500	FUELS/LUBRICANTS	28,372.83	30,915.74	36,000.00	22,098.66	36,000.00
1000-30-1311-000-00000-52610	TECHNOLOGY EQUIP (NON-CAP)	0.00	929.81	2,500.00	0.00	2,500.00
1000-30-1312-000-00000-52010	SUPPLIES-OFFICE/PHOTO/ETC	350.75	34.87	2,500.00	103.86	2,500.00
1000-30-1312-000-00000-52020	DATA PROCESSING SUPPLIES	0.00	0.00	900.00	0.00	900.00
1000-30-1312-000-00000-52050	UNIFORMS	20,064.91	13,142.35	15,228.00	8,036.98	15,228.00
1000-30-1312-000-00000-52240	SMALL TOOLS, ETC.	6,809.51	15,240.79	8,000.00	2,646.02	8,000.00
1000-30-1312-000-00000-52320	PEST CONTROL SUPPLIES	33,216.26	9,067.34	22,000.00	1,599.90	12,000.00
1000-30-1312-000-00000-52330	FACILITY MAINT SUPPLIES	59,368.04	13,465.70	75,000.00	6,382.48	35,000.00
1000-30-1312-000-00000-52400	OTHER SUPPLIES	0.00	0.00	0.00	27.54	0.00
1000-30-1312-000-00000-52410	GROUNDS MAINT SUPPLIES	71,014.60	42,523.54	71,472.00	16,368.11	42,500.00
1000-30-1312-000-00000-52500	FUELS/LUBRICANTS	63,285.67	31,546.72	42,500.00	20,909.80	39,000.00
1000-30-1312-000-00000-52600	MINOR OFF FURN/EQUIP	0.00	0.00	0.00	0.00	3,425.00
1000-30-1320-000-00000-52010	SUPPLIES-OFFICE/PHOTO/ETC	516.73	116.72	300.00	0.00	300.00
1000-30-1320-000-00000-52050	UNIFORMS	6,622.56	6,548.84	9,750.00	5,302.43	9,750.00
1000-30-1320-000-00000-52240	SMALL TOOLS, ETC.	898.18	677.37	3,200.00	1,519.33	3,200.00
1000-30-1320-000-00000-52370	PIPE SUPPLIES	0.00	0.00	500.00	0.00	0.00
1000-30-1320-000-00000-52400	OTHER SUPPLIES	22,523.18	28,789.57	36,980.00	33,748.07	36,980.00
1000-30-1320-000-00000-52450	ROCK SUPPLIES	24,247.32	55,524.05	25,000.00	7,459.81	25,000.00
1000-30-1320-000-00000-52500	FUELS/LUBRICANTS	57,545.38	76,017.62	75,000.00	52,660.13	75,000.00
1000-30-1321-000-00000-52010	SUPPLIES-OFFICE/PHOTO/ETC	476.14	250.75	1,000.00	123.95	1,000.00
1000-30-1321-000-00000-52050	UNIFORMS	3,922.18	3,265.51	6,000.00	2,817.35	4,000.00
1000-30-1321-000-00000-52240	SMALL TOOLS, ETC.	2,150.07	1,135.76	2,500.00	689.72	2,500.00
1000-30-1321-000-00000-52400	OTHER SUPPLIES	24,104.67	6,409.13	15,000.00	4,876.16	15,000.00
1000-30-1321-000-00000-52500	FUELS/LUBRICANTS	26,868.12	23,264.22	52,000.00	15,536.23	45,000.00
1000-30-1330-000-00000-52010	SUPPLIES-OFFICE/PHOTO/ETC	6,538.82	5,801.06	8,000.00	3,641.50	8,000.00
1000-30-1330-000-00000-52020	DATA PROCESSING SUPPLIES	540.43	0.00	0.00	0.00	0.00

**Expenditures (detail) subtotaled by category**

Account	Description	3rd PP-ACTUAL 6/30/2018	2nd PP-ACTUAL 6/30/2019	1st PP-FBUDGET 6/30/2020	1st PP-YTD ACTUAL 6/30/2020	REQUESTED BUDGET 6/30/2021
1000-30-1330-000-00000-52050	UNIFORMS	0.00	1,222.44	1,800.00	625.84	1,800.00
1000-30-1330-000-00000-52500	FUELS/LUBRICANTS	2,006.29	1,209.95	3,000.00	733.38	3,000.00
1000-30-1330-000-00000-52600	MINOR OFF FURN/EQP (NON-CAP)	1,637.63	555.25	2,500.00	0.00	2,500.00
1000-30-1330-000-00000-52610	TECHNOLOGY EQUIP (NON-CAP)	0.00	0.00	1,000.00	279.60	1,000.00
1000-30-1340-000-00000-52010	SUPPLIES-OFFICE/PHOTO/ETC	3,184.43	1,884.83	4,000.00	1,573.06	4,000.00
1000-30-1340-000-00000-52020	DATA PROCESSING SUPPLIES	0.00	380.88	2,500.00	0.00	2,500.00
1000-30-1340-000-00000-52050	UNIFORMS	20,814.80	23,396.16	30,000.00	17,600.85	30,000.00
1000-30-1340-000-00000-52240	SMALL TOOLS, ETC.	1,604.82	2,120.42	2,900.00	551.64	2,900.00
1000-30-1340-000-00000-52340	SIGNS (EACH UNDER 500)	6,175.85	6,167.16	9,400.00	5,336.64	9,400.00
1000-30-1340-000-00000-52400	OTHER SUPPLIES	25,176.24	20,551.99	23,200.00	18,107.09	28,000.00
1000-30-1340-000-00000-52500	FUELS/LUBRICANTS	53,327.31	52,030.46	70,000.00	33,627.04	70,000.00
1000-30-1340-000-00000-52600	MINOR OFF FURN/EQP (NON-CAP)	0.00	0.00	1,000.00	0.00	1,000.00
1000-30-1340-000-00000-52610	TECHNOLOGY EQUIP (NON-CAP)	795.56	0.00	5,000.00	0.00	5,500.00
1000-30-1340-000-00000-52990	MISC SUPPLIES EXP - LITTER P/U	0.00	11,078.09	10,000.00	3,873.16	10,000.00
1000-40-1400-000-00000-52010	SUPPLIES-OFFICE/PHOTO/ETC	4,349.52	3,775.91	3,700.00	3,345.50	3,700.00
1000-40-1400-000-00000-52015	LABORATORY SUPPLIES	29,876.12	42,354.39	45,000.00	27,183.08	45,000.00
1000-40-1400-000-00000-52016	SHOP SUPPLIES	16,101.60	19,743.63	21,000.00	14,790.79	21,000.00
1000-40-1400-000-00000-5201A	SUPPLIES - FIXED WING AIRCRAFT	21,602.47	47,211.41	45,000.00	20,605.75	45,000.00
1000-40-1400-000-00000-5201B	SUPPLIES - HELICOPTER	22,321.85	14,938.75	16,000.00	2,248.47	16,000.00
1000-40-1400-000-00000-52020	DATA PROCESSING SUPPLIES	951.86	0.00	1,000.00	0.00	1,000.00
1000-40-1400-000-00000-52030	CLEAN'G/SANI SUPPLIES	1,015.65	6,182.31	6,000.00	306.71	6,000.00
1000-40-1400-000-00000-52050	UNIFORMS	2,377.47	3,137.99	3,500.00	3,788.24	3,500.00
1000-40-1400-000-00000-52320	PUBLIC HEALTH PRODUCTS	431,597.86	333,804.57	435,000.00	311,979.34	435,000.00
1000-40-1400-000-00000-52500	FUELS/LUBRICANTS	21,173.42	24,521.35	29,000.00	12,542.42	29,000.00
1000-40-1400-000-00000-5250A	FUELS/LUBES - FIXED WING AIRCR	10,752.32	16,866.12	25,000.00	12,924.95	25,000.00
1000-40-1400-000-00000-5250B	FUELS/LUBES - HELICOPTER	2,090.40	3,965.17	6,000.00	3,044.69	6,000.00
1000-40-1400-000-00000-52600	MINOR OFF FURN/EQP (NON-CAP)	562.79	778.24	800.00	191.53	800.00
1000-40-1400-000-00000-52610	TECHNOLOGY EQUIP (NON-CAP)	0.00	4,801.74	4,800.00	0.00	0.00
1000-50-1500-000-00000-52010	SUPPLIES-OFFICE/PHOTO/ETC	2,199.38	2,600.44	3,000.00	1,432.48	3,500.00
1000-50-1500-000-00000-52020	DATA PROCESSING SUPPLIES	0.00	0.00	575.00	1,671.06	575.00
1000-50-1500-000-00000-52500	FUELS/LUBRICANTS	742.36	682.04	1,400.00	494.12	1,400.00
1000-50-1500-000-00000-52600	MINOR OFF FURN/EQP (NON-CAP)	251.45	0.00	300.00	0.00	300.00
1000-50-1510-000-00000-52010	SUPPLIES-OFFICE/PHOTO/ETC	0.00	0.00	120.00	0.00	0.00
1000-50-1510-000-00000-52600	MINOR OFF FURN/EQP (NON-CAP)	0.00	54,518.23	0.00	255.18	0.00
1000-60-1600-000-00000-52010	SUPPLIES-OFFICE/PHOTO/ETC	10,187.36	6,803.74	4,550.00	4,926.16	3,500.00
1000-60-1600-000-00000-52020	DATA PROCESSING SUPPLIES	134.62	232.94	0.00	0.00	0.00
1000-60-1600-000-00000-52030	CLEAN'G/SANI SUPPLIES	654.55	465.89	500.00	823.29	500.00
1000-60-1600-000-00000-52050	UNIFORMS	647.63	719.89	800.00	0.00	0.00
1000-60-1600-000-00000-5205E	UNIFORMS - EMPLOYEES	32.57	834.21	1,000.00	64.18	1,000.00
1000-60-1600-000-00000-52170	RECREATION SUPPLIES	312.83	109.84	0.00	15.92	0.00
1000-60-1600-000-00000-52300	MEDICAL/PHARMACY SUPPLIES	84.51	120.20	100.00	0.00	100.00
1000-60-1600-000-00000-52340	SIGNS (EACH UNDER 500)	296.87	890.00	400.00	0.00	200.00
1000-60-1600-000-00000-52500	FUELS/LUBRICANTS	2,453.65	2,874.45	3,500.00	1,824.75	2,500.00
1000-60-1600-000-00000-52600	MINOR OFF FURN/EQP (NON-CAP)	4,985.08	1,549.01	5,000.00	0.00	5,000.00
1000-60-1602-000-00000-52010	SUPPLIES-OFFICE/PHOTO/ETC	4,082.87	2,969.59	2,500.00	2,459.69	2,000.00
1000-60-1602-000-00000-52020	DATA PROCESSING SUPPLIES	87.05	0.00	0.00	0.00	0.00
1000-60-1602-000-00000-52030	CLEAN'G/SANI SUPPLIES	0.00	77.04	0.00	0.00	0.00
1000-60-1602-000-00000-5203D	CLEANING SUPPLIES - LIND BROWN	17.68	438.64	800.00	680.47	1,000.00
1000-60-1602-000-00000-5203K	CLEANING SUPPLIES - BATTERY CR	467.14	638.14	800.00	724.79	800.00
1000-60-1602-000-00000-5203N	CLEANING SUPPLIES - BLUFFTON	1,333.61	1,394.12	800.00	723.94	800.00

**Expenditures (detail) subtotaled by category**

Account	Description	3rd PP-ACTUAL 6/30/2018	2nd PP-ACTUAL 6/30/2019	1st PP-FBUDGET 6/30/2020	1st PP-YTD ACTUAL 6/30/2020	REQUESTED BUDGET 6/30/2021
1000-60-1602-000-00000-5203T	CLEANING SUPPLIES - BEAUFORT	585.27	704.17	800.00	713.05	800.00
1000-60-1602-000-00000-52050	UNIFORMS	2,492.42	410.27	0.00	(37.00)	0.00
1000-60-1602-000-00000-5205E	UNIFORMS - EMPLOYEES	0.00	1,704.69	1,500.00	60.79	1,500.00
1000-60-1602-000-00000-52170	RECREATION SUPPLIES	4,328.78	14,256.16	10,000.00	3,703.72	8,000.00
1000-60-1602-000-00000-52300	MEDICAL/PHARMACY SUPPLIES	51.58	593.48	600.00	39.79	400.00
1000-60-1602-000-00000-5233D	FAC MAINT SUPPLIES - LIND BRWN	7,706.60	4,529.12	5,000.00	2,771.07	4,500.00
1000-60-1602-000-00000-5233K	FAC MAINT SUPPLIES - BATTERY C	4,854.31	4,153.06	5,000.00	2,977.09	5,000.00
1000-60-1602-000-00000-5233N	FAC MAINT SUPPLIES - BLUFFTON	5,338.46	4,509.00	5,000.00	4,397.92	5,000.00
1000-60-1602-000-00000-5233T	FAC MAINT SUPPLIES - BEAUFORT	4,870.98	5,927.26	5,000.00	4,237.34	5,000.00
1000-60-1602-000-00000-52340	SIGNS (EACH UNDER 500)	1,553.41	192.23	200.00	0.00	200.00
1000-60-1602-000-00000-52500	FUELS/LUBRICANTS	769.81	947.57	800.00	813.00	1,000.00
1000-60-1602-000-00000-52600	MINOR OFF FURN/EQP (NON-CAP)	455.33	1,076.18	1,000.00	913.84	1,000.00
1000-60-1602-000-00000-52670	MINOR RECREATION EQUIPMENT	8,837.92	90.55	0.00	0.00	0.00
1000-60-1604-000-00000-52010	SUPPLIES-OFFICE/PHOTO/ETC	10,309.73	7,310.75	3,000.00	1,846.24	3,000.00
1000-60-1604-000-00000-52020	DATA PROCESSING SUPPLIES	137.79	1,714.61	0.00	0.00	0.00
1000-60-1604-000-00000-52030	CLEAN'G/SANI SUPPLIES	5,859.22	1,317.50	500.00	2,082.39	1,200.00
1000-60-1604-000-00000-52040	FOOD SUPPLIES	84.59	0.00	1,000.00	0.00	1,000.00
1000-60-1604-000-00000-5205A	UNIFORMS - ADULT SOFTBALL	752.60	860.72	1,000.00	763.45	1,500.00
1000-60-1604-000-00000-5205B	UNIFORMS - BASEBALL	2,183.88	28,566.52	30,500.00	9,428.07	30,500.00
1000-60-1604-000-00000-5205C	UNIFORMS - CHEER	99.49	1,531.86	600.00	316.86	500.00
1000-60-1604-000-00000-5205D	UNIFORMS - YOUTH FLAG FOOTBALL	5,670.30	7,261.07	7,000.00	4,111.45	8,000.00
1000-60-1604-000-00000-5205E	UNIFORMS - EMPLOYEES	1,482.09	3,281.74	2,000.00	265.27	2,000.00
1000-60-1604-000-00000-5205F	UNIFORMS - FOOTBALL	2,421.66	2,986.58	4,000.00	0.00	4,000.00
1000-60-1604-000-00000-5205L	UNIFORMS - SOFTBALL	4,578.27	7,136.18	8,200.00	3,361.80	8,200.00
1000-60-1604-000-00000-5205S	UNIFORMS - SOCCER	21,259.96	27,500.64	28,000.00	14,174.65	30,000.00
1000-60-1604-000-00000-5205V	UNIFORMS ADULT VOLLYBALL	0.00	445.74	500.00	336.52	1,000.00
1000-60-1604-000-00000-5205W	UNIFORMS - WLD SERIES/SP EVENT	4,388.34	672.79	0.00	12,835.04	0.00
1000-60-1604-000-00000-5205X	UNIFORMS- LACROSSE	982.34	818.99	1,000.00	666.82	1,000.00
1000-60-1604-000-00000-5205Z	UNIFORMS - BASKETBALL	16,252.71	15,693.62	15,000.00	11,967.24	15,000.00
1000-60-1604-000-00000-52170	RECREATION SUPPLIES	15,247.19	3,776.84	200.00	141.48	200.00
1000-60-1604-000-00000-52300	MEDICAL/PHARMACY SUPPLIES	42.14	2,830.51	300.00	34.76	300.00
1000-60-1604-000-00000-52330	FACILITY MAINT SUPPLIES	53.85	0.00	0.00	0.00	0.00
1000-60-1604-000-00000-52340	SIGNS	1,562.18	1,568.17	1,000.00	1,813.76	1,000.00
1000-60-1604-000-00000-52500	FUELS/LUBRICANTS	706.96	1,284.94	5,000.00	675.44	3,000.00
1000-60-1604-000-00000-52600	MINOR OFF FURN/EQP (NON-CAP)	6,810.22	445.05	500.00	0.00	500.00
1000-60-1604-000-00000-52610	TECHNOLOGY EQUIP (NON-CAP)	13,920.74	0.00	0.00	0.00	0.00
1000-60-1604-000-00000-52670	MINOR RECREATION EQUIPMENT	635.75	60.34	500.00	0.00	500.00
1000-60-1605-000-00000-52010	SUPPLIES-OFFICE/PHOTO/ETC	1,244.15	227.41	250.00	156.77	200.00
1000-60-1605-000-00000-52030	CLEAN'G/SANI SUPPLIES	390.10	39.66	100.00	733.20	100.00
1000-60-1605-000-00000-52040	FOOD SUPPLIES	0.00	0.00	1,000.00	0.00	1,000.00
1000-60-1605-000-00000-5205A	UNIFORMS - ADULT SOFTBALL	0.00	0.00	500.00	456.36	500.00
1000-60-1605-000-00000-5205B	UNIFORMS - BASEBALL	13,064.68	12,875.59	13,000.00	2,567.13	13,000.00
1000-60-1605-000-00000-5205C	UNIFORMS - CHEER	146.95	1,740.36	1,000.00	0.00	500.00
1000-60-1605-000-00000-5205D	UNIFORMS - YOUTH FLAG FOOTBALL	1,953.78	685.07	1,000.00	556.89	1,000.00
1000-60-1605-000-00000-5205E	UNIFORMS - EMPLOYEES	1,044.74	1,739.33	800.00	173.32	800.00
1000-60-1605-000-00000-5205F	UNIFORMS - FOOTBALL	1,521.06	2,390.89	2,500.00	0.00	1,500.00
1000-60-1605-000-00000-5205L	UNIFORMS - SOFTBALL	1,515.44	1,515.16	1,800.00	0.00	1,800.00
1000-60-1605-000-00000-5205S	UNIFORMS - SOCCER	8,613.80	8,927.70	9,000.00	5,376.14	12,000.00
1000-60-1605-000-00000-5205W	UNIFORMS - WLD SRS/SP EVENTS	0.00	81.34	0.00	0.00	2,000.00
1000-60-1605-000-00000-5205X	UNIFORMS - LACROSSE	0.00	10.05	0.00	0.00	300.00



**Expenditures (detail) subtotaled by category**

Account	Description	3rd PP-ACTUAL 6/30/2018	2nd PP-ACTUAL 6/30/2019	1st PP-FBUDGET 6/30/2020	1st PP-YTD ACTUAL 6/30/2020	REQUESTED BUDGET 6/30/2021
1000-60-1605-000-00000-5205Y	UNIFORMS - ADULT BASEBALL	0.00	0.00	0.00	0.00	2,000.00
1000-60-1605-000-00000-5205Z	UNIFORMS - BASKETBALL	5,140.12	4,687.07	4,500.00	4,175.11	4,500.00
1000-60-1605-000-00000-52170	RECREATION SUPPLIES	984.33	168.43	100.00	0.00	100.00
1000-60-1605-000-00000-52300	MEDICAL/PHARMACY SUPPLIES	0.00	272.40	250.00	19.78	100.00
1000-60-1605-000-00000-52330	FACILITY MAINT SUPPLIES	0.00	22.10	100.00	0.00	100.00
1000-60-1605-000-00000-52340	SIGNS (EACH UNDER 500)	3,364.29	804.49	400.00	869.76	400.00
1000-60-1605-000-00000-52500	FUELS/LUBRICANTS	2,144.52	1,694.94	2,000.00	457.67	1,500.00
1000-60-1605-000-00000-52600	MINOR OFF FURN/EQP (NON-CAP)	1,735.50	0.00	0.00	0.00	0.00
1000-60-1605-000-00000-52670	MINOR RECREATION EQUIPMENT	1,589.36	0.00	0.00	0.00	0.00
1000-60-1606-000-00000-52010	SUPPLIES-OFFICE/PHOTO/ETC	0.00	410.28	400.00	131.59	5,000.00
1000-60-1606-000-00000-52030	CLEAN'G/SANI SUPPLIES	124.94	0.00	0.00	0.00	0.00
1000-60-1606-000-00000-52170	RECREATION SUPPLIES	118.47	1,666.55	0.00	0.00	0.00
1000-60-1606-000-00000-52340	SIGNS (EACH UNDER 500)	2,916.86	0.00	0.00	0.00	0.00
1000-60-1606-000-00000-52600	MINOR OFF FURN/EQP (NON-CAP)	1,046.54	0.00	0.00	0.00	0.00
1000-60-1607-000-00000-52010	SUPPLIES-OFFICE/PHOTO/ETC	0.00	940.99	900.00	42.78	900.00
1000-60-1607-000-00000-52030	CLEAN'G/SANI SUPPLIES	0.00	8,472.58	8,000.00	5,141.74	8,000.00
1000-60-1607-000-00000-52050	UNIFORMS	0.00	0.00	5,000.00	1,892.58	0.00
1000-60-1607-000-00000-5205E	UNIFORMS - EMPLOYEES	3,241.81	25,106.69	15,000.00	2,480.35	20,000.00
1000-60-1607-000-00000-52240	SMALL TOOLS, ETC.	0.00	8,048.09	5,000.00	4,531.58	7,000.00
1000-60-1607-000-00000-52320	PEST CONTROL SUPPLIES	0.00	4,483.51	5,000.00	2,862.30	5,000.00
1000-60-1607-000-00000-52400	OTHER SUPPLIES	0.00	4,061.11	5,000.00	2,778.71	5,000.00
1000-60-1607-000-00000-52410	GROUPS MAINT SUPPLIES	0.00	37,945.22	35,000.00	27,838.08	35,000.00
1000-60-1607-000-00000-52500	FUELS/LUBRICANTS	0.00	43,143.04	44,000.00	29,263.15	44,000.00
1000-60-1607-000-00000-52600	MINOR OFF FURN/EQP (NON-CAP)	0.00	6,171.22	4,000.00	0.00	14,175.00
1000-60-1620-000-00000-52010	SUPPLIES-OFFICE/PHOTO/ETC	22,226.61	26,188.02	27,000.00	14,419.57	29,000.00
1000-60-1620-000-00000-52020	DATA PROCESSING SUPPLIES	4,551.80	4,339.39	6,000.00	1,050.61	5,500.00
1000-60-1620-000-00000-52060	LIBRARY MATERIALS	0.00	60,000.00	90,000.00	30,002.34	22,000.00
1000-60-1620-000-00000-52070	LIBRARY PERIODICALS	300.31	0.00	0.00	0.00	0.00
1000-60-1620-000-00000-52500	FUELS/LUBRICANTS	698.91	502.97	540.00	225.43	550.00
1000-60-1620-000-00000-52600	MINOR OFF FURN/EQP (NON-CAP)	38,344.29	39,000.00	14,000.00	7,336.72	13,000.00
1000-60-1620-000-00000-52610	TECHNOLOGY EQUIP (NON-CAP)	129,997.18	126,308.84	50,000.00	36,073.43	40,000.00
1000-60-1621-000-00000-52010	SUPPLIES-OFFICE/PHOTO/ETC	2,740.91	2,249.73	2,000.00	1,789.81	2,200.00
1000-60-1621-000-00000-52070	LIBRARY PERIODICALS	2,186.71	0.00	0.00	0.00	0.00
1000-60-1622-000-00000-52010	SUPPLIES-OFFICE/PHOTO/ETC	2,307.15	3,798.45	3,200.00	1,708.69	3,600.00
1000-60-1622-000-00000-52070	LIBRARY PERIODICALS	2,209.66	0.00	0.00	0.00	0.00
1000-60-1623-000-00000-52010	SUPPLIES-OFFICE/PHOTO/ETC	2,481.71	2,045.05	1,800.00	1,723.61	2,000.00
1000-60-1623-000-00000-52070	LIBRARY PERIODICALS	2,354.44	0.00	0.00	0.00	0.00
1000-60-1623-000-00000-52500	FUELS/LUBRICANTS	189.95	205.55	300.00	114.86	325.00
1000-60-1624-000-00000-52010	SUPPLIES-OFFICE/PHOTO/ETC	697.35	845.50	700.00	353.87	700.00
1000-60-1624-000-00000-52070	LIBRARY PERIODICALS	860.44	0.00	0.00	0.00	0.00
1000-60-1624-000-00000-52500	FUELS/LUBRICANTS	0.00	350.73	300.00	194.82	375.00
1000-60-1625-000-00000-52010	SUPPLIES-OFFICE/PHOTO/ETC	1,191.91	1,161.10	1,000.00	786.87	1,150.00
1000-60-1625-000-00000-52070	LIBRARY PERIODICALS	1,210.48	0.00	0.00	0.00	0.00
1000-60-1625-000-00000-52500	FUELS/LUBRICANTS	1,054.99	26.55	0.00	0.00	0.00
1000-60-1626-000-00000-52010	SUPPLIES-OFFICE/PHOTO/ETC	117.60	97.44	100.00	97.70	150.00
1000-60-1626-000-00000-52060	LIBRARY MATERIALS	16,500.06	0.00	0.00	0.00	0.00
1000-60-1627-000-00000-52010	SUPPLIES-OFFICE/PHOTO/ETC	0.00	607.75	600.00	7.55	600.00
1000-60-1628-000-00000-52010	SUPPLIES-OFFICE/PHOTO/ETC	0.00	0.00	600.00	0.00	600.00
1000-60-1628-000-00000-52500	FUELS/LUBRICANTS	4,605.85	4,976.33	9,200.00	3,712.22	9,750.00
<b>Subtotal Fund : 1000</b>	<b>Subgroup : None</b>	<b>5,583,640.41</b>	<b>6,028,808.12</b>	<b>6,371,740.00</b>	<b>3,595,228.42</b>	<b>6,668,474.44</b>



**Expenditures (detail) subtotaled by category**

Account	Description	3rd PP-ACTUAL 6/30/2018	2nd PP-ACTUAL 6/30/2019	1st PP-FBUDGET 6/30/2020	1st PP-YTD ACTUAL 6/30/2020	REQUESTED BUDGET 6/30/2021
<b>Fund : [2001]</b>	<b>LOCAL ATAX</b>					
2001-10-0011-000-00000-52010	SUPPLIES-OFFICE/PHOTO/ETC	645.51	476.77	650.00	225.56	650.00
2001-10-0011-000-00000-52020	DATA PROCESSING SUPPLIES	0.00	0.00	0.00	0.00	100.00
2001-10-0011-000-00000-52500	FUEL/LUBRICANTS	0.00	0.00	0.00	0.00	790.00
2001-10-0011-000-00000-52600	MINOR OFF FURN/EQP (NON-CAP)	0.00	26.24	500.00	0.00	500.00
2001-10-0011-000-00000-52610	TECHNOLOGY EQUIP (NON-CAP)	238.23	0.00	0.00	0.00	1,000.00
<b>Subtotal Fund : 2001</b>	<b>Subgroup : None</b>	<b>883.74</b>	<b>503.01</b>	<b>1,150.00</b>	<b>225.56</b>	<b>3,040.00</b>
<b>Fund : [2002]</b>	<b>LOCAL HTAX</b>					
2002-10-0011-000-00000-52010	SUPPLIES-OFFICE/PHOTO/ETC	630.84	503.89	650.00	217.31	650.00
2002-10-0011-000-00000-52020	DATA PROCESSING SUPPLIES	0.00	0.00	0.00	0.00	100.00
2002-10-0011-000-00000-52500	FUELS/LUBRICANTS	0.00	0.00	0.00	0.00	790.00
2002-10-0011-000-00000-52600	MINOR OFF FURN/EQP (NON-CAP)	0.00	26.24	500.00	0.00	500.00
2002-10-0011-000-00000-52610	TECHNOLOGY EQUIP(NON-CAP)	238.23	0.00	0.00	0.00	1,000.00
<b>Subtotal Fund : 2002</b>	<b>Subgroup : None</b>	<b>869.07</b>	<b>530.13</b>	<b>1,150.00</b>	<b>217.31</b>	<b>3,040.00</b>
<b>Fund : [2010]</b>	<b>LOCAL ADMISSIONS FEES</b>					
2010-10-0011-000-00000-52010	SUPPLIES-OFFICE/PHOTO/ETC	645.43	465.70	650.00	215.22	650.00
2010-10-0011-000-00000-52020	DATA PROCESSING SUPPLIES	0.00	0.00	0.00	0.00	100.00
2010-10-0011-000-00000-52500	FUELS/LUBRICANTS	0.00	0.00	0.00	0.00	790.00
2010-10-0011-000-00000-52600	MINOR OFF FURN/EQP (NON-CAP)	0.00	26.22	500.00	0.00	2,000.00
2010-10-0011-000-00000-52610	TECHNOLOGY EQUIP (NON-CAP)	238.24	0.00	0.00	0.00	1,000.00
<b>Subtotal Fund : 2010</b>	<b>Subgroup : None</b>	<b>883.67</b>	<b>491.92</b>	<b>1,150.00</b>	<b>215.22</b>	<b>4,540.00</b>
<b>Fund : [2011]</b>	<b>TREASURER EXECUTION FEES</b>					
2011-10-0011-000-00000-52010	SUPPLIES-OFFICE/PHOTO/ETC	6,574.09	4,402.61	6,000.00	4,966.59	6,000.00
2011-10-0011-000-00000-52020	DATA PROCESSING SUPPLIES	633.86	57.08	500.00	65.25	500.00
2011-10-0011-000-00000-52500	FUELS/LUBRICANTS	250.42	281.28	500.00	170.68	500.00
2011-10-0011-000-00000-52600	MINOR OFF FURN/EQP (NON-CAP)	12,953.05	2,632.77	5,000.00	0.00	3,000.00
2011-10-0011-000-00000-52610	TECHNOLOGY EQUIP (NON-CAP)	145.53	5,156.32	7,500.00	1,041.65	7,500.00
<b>Subtotal Fund : 2011</b>	<b>Subgroup : None</b>	<b>20,556.95</b>	<b>12,530.06</b>	<b>19,500.00</b>	<b>6,244.17</b>	<b>17,500.00</b>
<b>Fund : [2032]</b>	<b>MISCELLANEOUS GRANTS</b>					
2032-20-0012-000-00000-52010	SUPPLIES-OFFICE/PHOTO/ETC	4,945.60	0.00	0.00	0.00	0.00
<b>Subtotal Fund : 2032</b>	<b>Subgroup : None</b>	<b>4,945.60</b>	<b>0.00</b>	<b>0.00</b>	<b>0.00</b>	<b>0.00</b>
<b>Fund : [2100]</b>	<b>CLERK OF COURT - INCENTIVES</b>					
2100-10-0011-000-00000-52010	SUPPLIES-OFFICE/PHOTO/ETC	6,064.86	250.30	14,500.00	336.88	14,500.00
2100-10-0011-000-00000-52600	MINOR OFF FURN/EQP (NON-CAP)	0.00	0.00	14,500.00	0.00	14,500.00
<b>Subtotal Fund : 2100</b>	<b>Subgroup : None</b>	<b>6,064.86</b>	<b>250.30</b>	<b>29,000.00</b>	<b>336.88</b>	<b>29,000.00</b>
<b>Fund : [2101]</b>	<b>CLERK OF COURT - UNIT COST</b>					
2101-10-0011-000-00000-52010	SUPPLIES-OFFICE/PHOTO/ETC	694.91	1,703.31	2,000.00	(167.56)	2,000.00
<b>Subtotal Fund : 2101</b>	<b>Subgroup : None</b>	<b>694.91</b>	<b>1,703.31</b>	<b>2,000.00</b>	<b>(167.56)</b>	<b>2,000.00</b>
<b>Fund : [2110]</b>	<b>14TH CIRCUIT PUBLIC DEFENDER</b>					
2110-10-0011-000-00000-52010	SUPPLIES-OFFICE/PHOTO/ETC	6,509.74	9,335.35	10,000.00	8,078.16	13,000.00
2110-10-0011-000-00000-52020	DATA PROCESSING SUPPLIES	68.06	0.00	0.00	0.00	0.00
2110-10-0011-000-00000-52500	FUELS/LUBRICANTS	7,222.84	6,271.81	7,000.00	3,067.25	7,000.00

**Expenditures (detail) subtotaled by category**

Account	Description	3rd PP-ACTUAL 6/30/2018	2nd PP-ACTUAL 6/30/2019	1st PP-FBUDGET 6/30/2020	1st PP-YTD ACTUAL 6/30/2020	REQUESTED BUDGET 6/30/2021
2110-10-0011-000-00000-52600	MINOR OFF FURN/EQP (NON-CAP)	1,129.85	98.31	2,000.00	0.00	2,000.00
2110-10-0011-000-00000-52610	TECHNOLOGY EQUIP (NON-CAP)	0.00	316.94	0.00	0.00	0.00
<b>Subtotal Fund : 2110</b>	<b>Subgroup : None</b>	<b>14,930.49</b>	<b>16,022.41</b>	<b>19,000.00</b>	<b>11,145.41</b>	<b>22,000.00</b>
<b>Fund : [2201]</b>	<b>BCSO E-911</b>					
2201-20-0011-000-00000-52010	SUPPLIES	589.57	1,958.01	2,000.00	964.91	2,000.00
2201-20-0011-000-00000-52020	DATA PROCESSING SUPPLIES	2,351.34	16,351.10	16,000.00	6,211.05	16,000.00
2201-20-0011-000-00000-52050	UNIFORMS	0.00	194.60	200.00	0.00	200.00
2201-20-0011-000-00000-52400	OTHER SUPPLIES	1,616.50	0.00	0.00	0.00	0.00
2201-20-0011-000-00000-52500	FUELS/LUBRICANTS	1,332.88	0.00	0.00	0.00	0.00
2201-20-0011-000-00000-52600	MINOR OFF FURN/EQP (NON-CAP)	15,260.94	0.00	0.00	0.00	0.00
2201-20-0011-000-00000-52610	TECHNOLOGY EQUIP (NON-CAP)	2,491.64	60,251.13	60,000.00	8,523.28	60,000.00
<b>Subtotal Fund : 2201</b>	<b>Subgroup : None</b>	<b>23,642.87</b>	<b>78,754.84</b>	<b>78,200.00</b>	<b>15,699.24</b>	<b>78,200.00</b>
<b>Fund : [2202]</b>	<b>BCSO HAZ MAT TRUST</b>					
2202-20-0011-000-00000-52350	AV/EDUC/TRAINING AIDS	0.00	1,524.53	2,000.00	0.00	2,000.00
2202-20-0011-000-00000-52610	TECHNOLOGY EQUIP (NON-CAP)	0.00	72.85	0.00	0.00	0.00
<b>Subtotal Fund : 2202</b>	<b>Subgroup : None</b>	<b>0.00</b>	<b>1,597.38</b>	<b>2,000.00</b>	<b>0.00</b>	<b>2,000.00</b>
<b>Fund : [2221]</b>	<b>EMS STATE GRANT</b>					
2221-20-0012-000-00000-52350	AV/EDUC/TRAINING AIDS	4,097.72	0.00	0.00	0.00	0.00
2221-20-0012-000-00000-52610	TECHNOLOGY EQUIP (NON-CAP)	7,357.80	0.00	0.00	0.00	0.00
<b>Subtotal Fund : 2221</b>	<b>Subgroup : None</b>	<b>11,455.52</b>	<b>0.00</b>	<b>0.00</b>	<b>0.00</b>	<b>0.00</b>
<b>Fund : [2242]</b>	<b>DETENTION CENTER ALIEN ASSIST</b>					
2242-20-0011-000-00000-52500	FUELS/LUBRICANTS	0.00	193.55	0.00	0.00	0.00
2242-20-0011-000-00000-52600	MINOR OFF FURN/EQP (NON-CAP)	0.00	0.00	0.00	2,334.12	0.00
<b>Subtotal Fund : 2242</b>	<b>Subgroup : None</b>	<b>0.00</b>	<b>193.55</b>	<b>0.00</b>	<b>2,334.12</b>	<b>0.00</b>
<b>Fund : [2251]</b>	<b>VICTIMS ASSISTANCE PROGRAM</b>					
2251-20-0011-000-00000-52500	FUELS/LUBRICANTS	0.00	0.00	0.00	853.48	0.00
<b>Subtotal Fund : 2251</b>	<b>Subgroup : None</b>	<b>0.00</b>	<b>0.00</b>	<b>0.00</b>	<b>853.48</b>	<b>0.00</b>
<b>Fund : [2253]</b>	<b>BCSO SCHOOL RESOURCE</b>					
2253-20-0011-000-00000-52010	SUPPLIES-OFFICE/PHOTO/ETC	909.42	0.00	0.00	0.00	0.00
2253-20-0011-000-00000-52020	DATA PROCESSING SUPPLIES	0.00	190.79	200.00	263.12	200.00
2253-20-0011-000-00000-52050	UNIFORMS	1,140.97	5,306.73	5,000.00	2,248.76	5,000.00
2253-20-0011-000-00000-5205B	UNIFORMS-BODY ARMOR	673.10	2,926.52	3,000.00	0.00	3,000.00
2253-20-0011-000-00000-52400	OTHER SUPPLIES	196.20	692.33	700.00	3,225.32	700.00
2253-20-0011-000-00000-52500	FUELS/LUBRICANTS	12,340.30	12,769.28	12,000.00	7,033.99	12,000.00
<b>Subtotal Fund : 2253</b>	<b>Subgroup : None</b>	<b>15,259.99</b>	<b>21,885.65</b>	<b>20,900.00</b>	<b>12,771.19</b>	<b>20,900.00</b>
<b>Fund : [2255]</b>	<b>BCSO ALZHEIMERS FUND</b>					
2255-20-0011-000-00000-52610	TECHNOLOGY EQUIP (NON-CAP)	338.08	0.00	0.00	1,400.22	0.00
<b>Subtotal Fund : 2255</b>	<b>Subgroup : None</b>	<b>338.08</b>	<b>0.00</b>	<b>0.00</b>	<b>1,400.22</b>	<b>0.00</b>
<b>Fund : [2262]</b>	<b>BCSO BODY CAMERAS</b>					
2262-20-0011-000-00000-52020	DATA PROCESSING SUPPLIES	0.00	1,285.83	0.00	3,057.48	0.00
2262-20-0011-000-00000-52610	TECHNOLOGY EQUIP (NON-CAP)	0.00	0.00	0.00	43,556.70	0.00
<b>Subtotal Fund : 2262</b>	<b>Subgroup : None</b>	<b>0.00</b>	<b>1,285.83</b>	<b>0.00</b>	<b>46,614.18</b>	<b>0.00</b>

**Expenditures (detail) subtotaled by category**

Account	Description	3rd PP-ACTUAL 6/30/2018	2nd PP-ACTUAL 6/30/2019	1st PP-FBUDGET 6/30/2020	1st PP-YTD ACTUAL 6/30/2020	REQUESTED BUDGET 6/30/2021
<b>Fund : [2311]</b>	<b>WASTE MGMT RECYCLING SUBSIDY</b>					
2311-30-0011-000-00000-52400	OTHER SUPPLIES	0.00	1,215.09	0.00	7,667.08	0.00
<b>Subtotal Fund : 2311</b>	<b>Subgroup : None</b>	<b>0.00</b>	<b>1,215.09</b>	<b>0.00</b>	<b>7,667.08</b>	<b>0.00</b>
<b>Fund : [2342]</b>	<b>COUNTYWIDE MOTOR VEHICLE FEES</b>					
2342-30-0011-000-00000-52010	SUPPLIES-OFFICE/PHOTO/ETC	258.85	0.00	0.00	7.43	0.00
2342-30-0011-00T-00000-52010	SUPPLIES-OFFICE/PHOTO/ETC	64.66	0.00	0.00	0.00	0.00
2342-30-0011-00T-00000-52340	SIGNS (EACH UNDER 500)	5,035.53	10,745.22	5,000.00	0.00	0.00
2342-30-0011-00T-00000-52441	ROW PROPERTY ACQUISITION	1,000.00	0.00	0.00	0.00	0.00
<b>Subtotal Fund : 2342</b>	<b>Subgroup : None</b>	<b>6,359.04</b>	<b>10,745.22</b>	<b>5,000.00</b>	<b>7.43</b>	<b>0.00</b>
<b>Fund : [2343]</b>	<b>CTC - STATE GAS TAX FUNDS</b>					
2343-30-0011-00C-00000-52010	SUPPLIES-OFFICE/PHOTO/ETC	0.00	271.63	500.00	128.73	2,000.00
<b>Subtotal Fund : 2343</b>	<b>Subgroup : None</b>	<b>0.00</b>	<b>271.63</b>	<b>500.00</b>	<b>128.73</b>	<b>2,000.00</b>
<b>Fund : [2344]</b>	<b>DHEC OIL COLLECTION GRANT</b>					
2344-30-0011-000-00000-52400	OTHER SUPPLIES	13,982.58	55,460.80	0.00	66,121.38	0.00
<b>Subtotal Fund : 2344</b>	<b>Subgroup : None</b>	<b>13,982.58</b>	<b>55,460.80</b>	<b>0.00</b>	<b>66,121.38</b>	<b>0.00</b>
<b>Fund : [2349]</b>	<b>DHEC SOLID WASTE GRANT</b>					
2349-30-0011-000-00000-52400	OTHER SUPPLIES	17,506.41	390.04	0.00	7,056.30	0.00
2349-30-0011-000-00000-52612	MINOR EQUIPMENT (NON-CAP)	8,076.41	0.00	0.00	0.00	0.00
<b>Subtotal Fund : 2349</b>	<b>Subgroup : None</b>	<b>25,582.82</b>	<b>390.04</b>	<b>0.00</b>	<b>7,056.30</b>	<b>0.00</b>
<b>Fund : [2352]</b>	<b>PALMETTO PRIDE ENFORCEMENT</b>					
2352-30-0011-000-00000-52400	OTHER SUPPLIES	1,024.59	240.84	0.00	0.00	0.00
2352-30-0012-000-00000-52400	OTHER SUPPLIES	9,343.59	21,537.23	0.00	6,957.11	0.00
2352-30-0012-000-00000-52420	PALMETTO PRIDE EXPENDITURES	3,400.32	4,367.54	0.00	500.00	0.00
<b>Subtotal Fund : 2352</b>	<b>Subgroup : None</b>	<b>13,768.50</b>	<b>26,145.61</b>	<b>0.00</b>	<b>7,457.11</b>	<b>0.00</b>
<b>Fund : [2401]</b>	<b>ALCOHOL &amp; DRUG ABUSE - ADMIN</b>					
2401-40-0011-000-00000-52010	SUPPLIES-OFFICE/PHOTO/ETC	12,908.97	17,593.11	10,000.00	6,247.40	9,000.00
2401-40-0011-000-00000-52020	DATA PROCESSING SUPPLIES	0.00	31.01	500.00	0.00	500.00
2401-40-0011-000-00000-52500	FUELS/LUBRICANTS	1,816.75	1,730.06	1,800.00	1,435.50	2,850.00
2401-40-0011-000-00000-52600	MINOR OFF FURN/EQP (NON-CAP)	520.45	41,524.96	1,300.00	5,038.78	1,300.00
2401-40-0011-000-00000-52610	TECHNOLOGY EQUIP (NON-CAP)	0.00	25.28	1,850.00	944.56	1,850.00
<b>Subtotal Fund : 2401</b>	<b>Subgroup : None</b>	<b>15,246.17</b>	<b>60,904.42</b>	<b>15,450.00</b>	<b>13,666.24</b>	<b>15,500.00</b>
<b>Fund : [2402]</b>	<b>ALCOHOL &amp; DRUG ABUSE - SAFETY ACTION</b>					
2402-40-0011-000-00000-52010	SUPPLIES-OFFICE/PHOTO/ETC	4,305.52	2,772.00	4,800.00	795.04	1,100.00
2402-40-0011-000-00000-52350	AV/EDUC/TRAINING AIDS	5,297.00	8,706.13	8,000.00	3,409.58	8,000.00
<b>Subtotal Fund : 2402</b>	<b>Subgroup : None</b>	<b>9,602.52</b>	<b>11,478.13</b>	<b>12,800.00</b>	<b>4,204.62</b>	<b>9,100.00</b>
<b>Fund : [2403]</b>	<b>ALCOHOL &amp; DRUG ABUSE - SCHOOL INTERVENTION</b>					
2403-40-0011-000-00000-52010	SUPPLIES-OFFICE/PHOTO/ETC	4,843.71	3,118.50	5,000.00	894.42	1,500.00
2403-40-0011-000-00000-52350	AV/EDUC/TRAINING AIDS	290.92	0.00	500.00	70.20	500.00
<b>Subtotal Fund : 2403</b>	<b>Subgroup : None</b>	<b>5,134.63</b>	<b>3,118.50</b>	<b>5,500.00</b>	<b>964.62</b>	<b>2,000.00</b>
<b>Fund : [2404]</b>	<b>ALCOHOL &amp; DRUG ABUSE - COMMUNITY BASED TREATMENT</b>					

**Expenditures (detail) subtotaled by category**

Account	Description	3rd PP-ACTUAL 6/30/2018	2nd PP-ACTUAL 6/30/2019	1st PP-FBUDGET 6/30/2020	1st PP-YTD ACTUAL 6/30/2020	REQUESTED BUDGET 6/30/2021
2404-40-0011-000-00000-52010	SUPPLIES-OFFICE/PHOTO/ETC	11,131.13	5,759.87	13,000.00	1,903.51	3,000.00
2404-40-0011-000-00000-52350	AV/EDUC/TRAINING AIDS	169.09	206.96	1,000.00	154.63	1,000.00
<b>Subtotal Fund : 2404</b>	<b>Subgroup : None</b>	<b>11,300.22</b>	<b>5,966.83</b>	<b>14,000.00</b>	<b>2,058.14</b>	<b>4,000.00</b>
<b>Fund : [2405]</b>	<b>ALCOHOL &amp; DRUG ABUSE - PREVENTIVE EDUCATION</b>					
2405-40-0011-000-00000-52010	SUPPLIES-OFFICE/PHOTO/ETC	528.39	65.76	1,477.00	0.00	1,400.00
2405-40-0011-000-00000-52350	AV/EDUC/TRAINING AIDS	13.52	724.22	2,000.00	0.00	1,000.00
<b>Subtotal Fund : 2405</b>	<b>Subgroup : None</b>	<b>541.91</b>	<b>789.98</b>	<b>3,477.00</b>	<b>0.00</b>	<b>2,400.00</b>
<b>Fund : [2406]</b>	<b>ALCOHOL &amp; DRUG ABUSE - SBIRT</b>					
2406-40-0011-000-00000-52010	SUPPLIES-OFFICE/PHOTO/ETC	0.00	0.00	1,000.00	111.24	0.00
2406-40-0011-000-00000-52610	TECHNOLOGY EQUIP (NON-CAP)	0.00	0.00	3,995.00	2,349.72	0.00
<b>Subtotal Fund : 2406</b>	<b>Subgroup : None</b>	<b>0.00</b>	<b>0.00</b>	<b>4,995.00</b>	<b>2,460.96</b>	<b>0.00</b>
<b>Fund : [2407]</b>	<b>ALCOHOL &amp; DRUG ABUSE - INTENSIVE OUTPATIENT</b>					
2407-40-0011-000-00000-52010	SUPPLIES-OFFICE/PHOTO/ETC	6,629.14	5,830.77	8,000.00	1,634.77	3,000.00
2407-40-0011-000-00000-52350	AV/EDUC/TRAINING AIDS	0.00	292.36	400.00	70.20	400.00
<b>Subtotal Fund : 2407</b>	<b>Subgroup : None</b>	<b>6,629.14</b>	<b>6,123.13</b>	<b>8,400.00</b>	<b>1,704.97</b>	<b>3,400.00</b>
<b>Fund : [2408]</b>	<b>ALCOHOL &amp; DRUG ABUSE - MEDICATION ASSISTED TREATMNT</b>					
2408-40-0011-000-00000-52300	FDA APPROVED MEDICATIONS	0.00	0.00	0.00	3,447.96	35,062.00
<b>Subtotal Fund : 2408</b>	<b>Subgroup : None</b>	<b>0.00</b>	<b>0.00</b>	<b>0.00</b>	<b>3,447.96</b>	<b>35,062.00</b>
<b>Fund : [2409]</b>	<b>ALCOHOL &amp; DRUG ABUSE - BRIDGE PROGRAM</b>					
2409-40-0011-000-00000-52010	SUPPLIES-OFFICE/PHOTO/ETC	0.00	0.00	750.00	0.00	0.00
2409-40-0011-000-00000-52350	AV/EDUC/TRAINING AIDS	0.00	0.00	3,000.00	1,031.11	0.00
2409-40-0011-000-00000-52500	FUELS/LUBRICANTS	0.00	0.00	250.00	0.00	0.00
2409-40-0011-000-00000-52610	TECHNOLOGY EQUIP (NON-CAP)	0.00	0.00	799.00	0.00	0.00
<b>Subtotal Fund : 2409</b>	<b>Subgroup : None</b>	<b>0.00</b>	<b>0.00</b>	<b>4,799.00</b>	<b>1,031.11</b>	<b>0.00</b>
<b>Fund : [2410]</b>	<b>ALCOHOL &amp; DRUG ABUSE - PREVENTION ECHO GRANT</b>					
2410-40-0011-000-00000-52010	SUPPLIES-OFFICE/PHOTO/ETC	0.00	0.00	1,250.00	0.00	0.00
<b>Subtotal Fund : 2410</b>	<b>Subgroup : None</b>	<b>0.00</b>	<b>0.00</b>	<b>1,250.00</b>	<b>0.00</b>	<b>0.00</b>
<b>Fund : [2411]</b>	<b>ALCOHOL &amp; DRUG ABUSE - PREVENTION COUNTER TOOLS</b>					
2411-40-0011-000-00000-52010	SUPPLIES-OFFICE/PHOTO/ETC	0.00	0.00	2,300.00	0.00	0.00
2411-40-0011-000-00000-52610	TECHNOLOGY EQUIP (NON-CAP)	0.00	0.00	1,200.00	0.00	0.00
<b>Subtotal Fund : 2411</b>	<b>Subgroup : None</b>	<b>0.00</b>	<b>0.00</b>	<b>3,500.00</b>	<b>0.00</b>	<b>0.00</b>
<b>Fund : [2441]</b>	<b>DSN - ADMIN</b>					
2441-40-0011-000-00000-52010	SUPPLIES-OFFICE/PHOTO/ETC	10,538.31	9,497.38	8,000.00	12,022.10	8,000.00
2441-40-0011-000-00000-52020	DATA PROCESSING SUPPLIES	2,523.87	1,086.13	1,500.00	1,452.92	1,500.00
2441-40-0011-000-00000-52030	CLEAN'G/SANI SUPPLIES	30.57	760.40	1,000.00	195.28	1,000.00
2441-40-0011-000-00000-52040	FOOD SUPPLIES	1,005.62	1,174.94	2,000.00	0.00	2,000.00
2441-40-0011-000-00000-52300	MEDICAL/PHARMACY SUPPLIES	2,362.09	3,984.44	5,000.00	1,735.41	5,000.00
2441-40-0011-000-00000-52350	AV/EDUC/TRAINING AIDS	3,624.79	3,561.77	4,000.00	3,230.63	4,000.00
2441-40-0011-000-00000-52500	FUELS/LUBRICANTS	428.59	595.31	1,000.00	341.95	1,000.00
2441-40-0011-000-00000-52600	MINOR OFF FURN/EQP (NON-CAP)	0.00	2,299.09	0.00	0.00	0.00
2441-40-0011-000-00000-52610	TECHNOLOGY EQUIP (NON-CAP)	688.95	4,253.89	3,000.00	2,005.94	3,000.00
<b>Subtotal Fund : 2441</b>	<b>Subgroup : None</b>	<b>21,202.79</b>	<b>27,213.35</b>	<b>25,500.00</b>	<b>20,984.23</b>	<b>25,500.00</b>

**Expenditures (detail) subtotaled by category**

Account	Description	3rd PP-ACTUAL 6/30/2018	2nd PP-ACTUAL 6/30/2019	1st PP-FBUDGET 6/30/2020	1st PP-YTD ACTUAL 6/30/2020	REQUESTED BUDGET 6/30/2021
<b>Fund : [2442]</b>	<b>DSN - ADULT EMPLOYMENT SVCS</b>					
2442-40-0011-000-00000-52010	SUPPLIES-OFFICE/PHOTO/ETC	4,836.13	5,198.17	5,000.00	2,581.33	5,000.00
2442-40-0011-000-00000-52020	DATA PROCESSING SUPPLIES	281.83	1,049.94	1,000.00	728.31	1,000.00
2442-40-0011-000-00000-52030	CLEAN'G/SANI SUPPLIES	7,376.66	10,538.66	11,000.00	9,012.68	11,000.00
2442-40-0011-000-00000-52031	PALS CLEANING SUPPLIES	8,396.48	11,153.89	12,000.00	6,841.82	12,000.00
2442-40-0011-000-00000-52032	CLEANING SUPPLIES - DSN/LIBRAR	1,912.84	3,373.18	3,500.00	2,893.77	3,500.00
2442-40-0011-000-00000-52040	FOOD SUPPLIES	2,278.39	2,120.08	3,000.00	1,145.70	3,000.00
2442-40-0011-000-00000-52170	RECREATION SUPPLIES	2,692.65	2,279.82	3,000.00	721.45	3,000.00
2442-40-0011-000-00000-52300	MEDICAL/PHARMACY SUPPLIES	778.81	4,922.62	2,500.00	1,197.91	2,500.00
2442-40-0011-000-00000-52350	AV/EDUC/TRAINING AIDS	2,968.61	2,081.77	2,500.00	1,584.13	2,500.00
2442-40-0011-000-00000-52500	FUELS/LUBRICANTS	40,890.64	47,548.64	50,000.00	29,153.68	50,000.00
2442-40-0011-000-00000-52600	MINOR OFF FURN/EQP (NON-CAP)	1,027.17	4,423.34	5,000.00	7,403.44	10,000.00
2442-40-0011-000-00000-52610	TECHNOLOGY EQUIP (NON-CAP)	20,963.11	4,482.97	10,000.00	9,053.31	10,000.00
<b>Subtotal Fund : 2442</b>	<b>Subgroup : None</b>	<b>94,403.32</b>	<b>99,173.08</b>	<b>108,500.00</b>	<b>72,317.53</b>	<b>113,500.00</b>
<b>Fund : [2443]</b>	<b>DSN - SUPERVISED LIVING</b>					
2443-40-0011-000-00000-52010	SUPPLIES-OFFICE/PHOTO/ETC	197.37	97.18	500.00	131.01	500.00
2443-40-0011-000-00000-52020	DATA PROCESSING SUPPLIES	35.57	50.39	250.00	27.39	250.00
2443-40-0011-000-00000-52270	CLIENT PERSONAL NEEDS	358.00	43.14	500.00	0.00	500.00
2443-40-0011-000-00000-52300	MEDICAL/PHARMACY SUPPLIES	13.83	0.00	500.00	0.00	500.00
2443-40-0011-000-00000-52350	AV/EDUC/TRAINING AIDS	0.00	0.00	500.00	0.00	500.00
2443-40-0011-000-00000-52500	FUELS/LUBRICANTS	1,891.08	1,140.65	2,000.00	965.32	2,000.00
2443-40-0011-000-00000-52610	TECHNOLOGY EQUIP (NON-CAP)	0.00	0.00	1,000.00	0.00	1,000.00
<b>Subtotal Fund : 2443</b>	<b>Subgroup : None</b>	<b>2,495.85</b>	<b>1,331.36</b>	<b>5,250.00</b>	<b>1,123.72</b>	<b>5,250.00</b>
<b>Fund : [2444]</b>	<b>DSN - CASE MANAGEMENT</b>					
2444-40-0011-000-00000-52010	SUPPLIES-OFFICE/PHOTO/ETC	731.48	683.63	1,000.00	344.79	1,000.00
2444-40-0011-000-00000-52020	DATA PROCESSING SUPPLIES	309.01	292.97	500.00	336.04	500.00
2444-40-0011-000-00000-52500	FUELS/LUBRICANTS	3,525.36	4,341.35	4,000.00	1,584.89	4,000.00
2444-40-0011-000-00000-52610	TECHNOLOGY EQUIP (NON-CAP)	0.00	6,704.21	0.00	0.00	0.00
<b>Subtotal Fund : 2444</b>	<b>Subgroup : None</b>	<b>4,565.85</b>	<b>12,022.16</b>	<b>5,500.00</b>	<b>2,265.72</b>	<b>5,500.00</b>
<b>Fund : [2447]</b>	<b>DSN - PORT ROYAL RESIDENCE</b>					
2447-40-0011-000-00000-52010	SUPPLIES-OFFICE/PHOTO/ETC	1,129.32	1,730.71	100.00	227.29	0.00
2447-40-0011-000-00000-52020	DATA PROCESSING SUPPLIES	408.52	286.31	0.00	36.63	0.00
2447-40-0011-000-00000-52030	CLEAN'G/SANI SUPPLIES	8,034.92	9,759.47	0.00	8.55	0.00
2447-40-0011-000-00000-52040	FOOD SUPPLIES	46,887.17	40,071.35	0.00	0.00	0.00
2447-40-0011-000-00000-52170	RECREATION SUPPLIES	224.94	83.90	0.00	0.00	0.00
2447-40-0011-000-00000-52270	CLIENT PERSONAL NEEDS	3,062.88	1,669.93	0.00	0.00	0.00
2447-40-0011-000-00000-52280	HOUSEHOLD SUPPLIES	1,348.57	720.97	0.00	0.00	0.00
2447-40-0011-000-00000-52300	MEDICAL/PHARMACY SUPPLIES	1,542.66	1,821.40	0.00	0.00	0.00
2447-40-0011-000-00000-52310	BLANKETS/LINENS	351.91	284.84	0.00	0.00	0.00
2447-40-0011-000-00000-52350	AV/EDUC/TRAINING AIDS	337.36	0.00	0.00	0.00	0.00
2447-40-0011-000-00000-52500	FUELS/LUBRICANTS	9,765.71	9,241.03	500.00	176.73	0.00
2447-40-0011-000-00000-52600	MINOR OFF FURN/EQP (NON-CAP)	9,334.31	0.00	0.00	0.00	0.00
2447-40-0011-000-00000-52610	TECHNOLOGY EQUIP (NON-CAP)	0.00	216.53	0.00	0.00	0.00
<b>Subtotal Fund : 2447</b>	<b>Subgroup : None</b>	<b>82,428.27</b>	<b>65,886.44</b>	<b>600.00</b>	<b>449.20</b>	<b>0.00</b>
<b>Fund : [2448]</b>	<b>DSN - EARLY INTERVENTION</b>					

**Expenditures (detail) subtotaled by category**

Account	Description	3rd PP-ACTUAL 6/30/2018	2nd PP-ACTUAL 6/30/2019	1st PP-FBUDGET 6/30/2020	1st PP-YTD ACTUAL 6/30/2020	REQUESTED BUDGET 6/30/2021
2448-40-0011-000-00000-52010	SUPPLIES-OFFICE/PHOTO/ETC	1,173.64	1,703.84	2,500.00	1,188.02	2,500.00
2448-40-0011-000-00000-52020	DATA PROCESSING SUPPLIES	292.80	286.28	600.00	395.46	600.00
2448-40-0011-000-00000-52300	MEDICAL/PHARMACY SUPPLIES	19.33	124.75	100.00	19.99	100.00
2448-40-0011-000-00000-52350	AV/EDUC/TRAINING AIDS	816.84	1,206.08	3,700.00	815.98	3,700.00
2448-40-0011-000-00000-52500	FUELS/LUBRICANTS	2,039.29	2,850.69	3,000.00	3,262.51	3,000.00
2448-40-0011-000-00000-52610	TECHNOLOGY EQUIP (NON-CAP)	0.00	4,945.68	0.00	0.00	0.00
<b>Subtotal Fund : 2448</b>	<b>Subgroup : None</b>	<b>4,341.90</b>	<b>11,117.32</b>	<b>9,900.00</b>	<b>5,681.96</b>	<b>9,900.00</b>
<b>Fund : [2449]</b>	<b>DSN - SUMMER SERVICES</b>					
2449-40-0011-000-00000-52040	FOOD SUPPLIES	444.68	453.50	500.00	195.39	500.00
2449-40-0011-000-00000-52170	RECREATION SUPPLIES	1,109.75	119.94	200.00	146.00	200.00
2449-40-0011-000-00000-52300	MEDICAL/PHARMACY SUPPLIES	71.06	0.00	100.00	0.00	100.00
2449-40-0011-000-00000-52500	FUELS/LUBRICANTS	268.59	157.69	1,000.00	484.54	1,000.00
<b>Subtotal Fund : 2449</b>	<b>Subgroup : None</b>	<b>1,894.08</b>	<b>731.13</b>	<b>1,800.00</b>	<b>825.93</b>	<b>1,800.00</b>
<b>Fund : [2450]</b>	<b>DSN - COMMUNITY TRAINING</b>					
2450-40-0011-000-00000-52010	SUPPLIES	220.39	219.92	300.00	132.33	300.00
2450-40-0011-000-00000-52020	DATA PROCESSING SUPPLIES	76.01	127.74	200.00	186.54	500.00
2450-40-0011-000-00000-52030	CLEAN'G/SANI SUPPLIES	2,089.78	1,789.42	2,500.00	1,378.05	2,500.00
2450-40-0011-000-00000-52040	FOOD SUPPLIES	8,428.21	9,055.12	10,500.00	6,739.83	10,500.00
2450-40-0011-000-00000-52170	RECREATION SUPPLIES	204.96	0.00	200.00	0.00	200.00
2450-40-0011-000-00000-52270	CLIENT PERSONAL NEEDS	949.36	0.00	800.00	377.46	800.00
2450-40-0011-000-00000-52280	HOUSEHOLD SUPPLIES	627.04	556.10	1,000.00	0.00	1,000.00
2450-40-0011-000-00000-52300	MEDICAL/PHARMACY SUPPLIES	362.83	263.31	300.00	177.83	300.00
2450-40-0011-000-00000-52310	BLANKETS/LINENS	0.00	0.00	200.00	111.73	200.00
2450-40-0011-000-00000-52350	AV/EDUC/TRAINING AIDS	47.85	0.00	200.00	0.00	200.00
2450-40-0011-000-00000-52500	FUELS/LUBRICANTS	1,942.53	1,343.38	2,500.00	962.79	2,500.00
2450-40-0011-000-00000-52600	MINOR OFF FURN/EQP (NON-CAP)	0.00	0.00	1,200.00	1,166.11	1,000.00
2450-40-0011-000-00000-52610	TECHNOLOGY EQUIP (NON-CAP)	0.00	0.00	1,000.00	0.00	1,000.00
2450-40-0012-000-00000-52010	SUPPLIES	186.16	280.83	300.00	100.03	300.00
2450-40-0012-000-00000-52020	DATA PROCESSING SUPPLIES	669.03	134.10	200.00	180.09	500.00
2450-40-0012-000-00000-52030	CLEAN'G/SANI SUPPLIES	2,390.78	2,121.06	3,000.00	1,986.53	3,400.00
2450-40-0012-000-00000-52040	FOOD SUPPLIES	9,090.38	8,199.73	10,500.00	5,187.25	10,500.00
2450-40-0012-000-00000-52170	RECREATION SUPPLIES	184.37	0.00	200.00	0.00	200.00
2450-40-0012-000-00000-52270	CLIENT PERSONAL NEEDS	616.60	176.16	800.00	212.16	800.00
2450-40-0012-000-00000-52280	HOUSEHOLD SUPPLIES	1,039.98	332.48	1,000.00	329.89	1,000.00
2450-40-0012-000-00000-52300	MEDICAL/PHARMACY SUPPLIES	382.38	225.77	500.00	417.62	500.00
2450-40-0012-000-00000-52310	BLANKETS/LINENS	231.20	0.00	200.00	50.20	200.00
2450-40-0012-000-00000-52350	AV/EDUC/TRAINING AIDS	47.86	0.00	200.00	0.00	200.00
2450-40-0012-000-00000-52500	FUELS/LUBRICANTS	2,031.36	2,463.14	2,500.00	975.52	2,500.00
2450-40-0012-000-00000-52600	MINOR OFF FURN/EQP (NON-CAP)	786.33	421.88	1,000.00	0.00	1,000.00
2450-40-0012-000-00000-52610	TECHNOLOGY EQUIP (NON-CAP)	0.00	0.00	1,000.00	0.00	1,000.00
2450-40-0013-000-00000-52010	SUPPLIES-OFFICE/PHOTO/ETC	163.51	280.83	300.00	93.75	300.00
2450-40-0013-000-00000-52020	DATA PROCESSING SUPPLIES	543.16	598.36	200.00	368.95	500.00
2450-40-0013-000-00000-52030	CLEAN'G/SANI SUPPLIES	1,527.76	2,281.42	3,000.00	1,268.86	3,000.00
2450-40-0013-000-00000-52040	FOOD SUPPLIES	10,864.75	11,770.45	10,500.00	5,927.31	10,500.00
2450-40-0013-000-00000-52170	RECREATION SUPPLIES	185.06	11.50	200.00	18.19	200.00
2450-40-0013-000-00000-52270	CLIENT PERSONAL NEEDS	610.88	682.39	800.00	544.28	800.00
2450-40-0013-000-00000-52280	HOUSEHOLD SUPPLIES	875.83	903.21	1,000.00	176.68	1,000.00
2450-40-0013-000-00000-52300	MEDICAL/PHARMACY SUPPLIES	334.98	262.75	300.00	169.25	300.00

**Expenditures (detail) subtotaled by category**

Account	Description	3rd PP-ACTUAL 6/30/2018	2nd PP-ACTUAL 6/30/2019	1st PP-FBUDGET 6/30/2020	1st PP-YTD ACTUAL 6/30/2020	REQUESTED BUDGET 6/30/2021
2450-40-0013-000-00000-52310	BLANKETS/LINENS	187.90	160.97	200.00	91.09	200.00
2450-40-0013-000-00000-52350	AV/EDUC/TRAINING AIDS	77.63	0.00	200.00	0.00	200.00
2450-40-0013-000-00000-52500	FUELS/LUBRICANTS	2,575.89	3,365.10	2,500.00	2,486.86	2,500.00
2450-40-0013-000-00000-52600	MINOR OFF FURN/EQP (NON-CAP)	0.00	580.14	1,500.00	2,687.69	800.00
2450-40-0013-000-00000-52610	TECHNOLOGY EQUIP (NON-CAP)	0.00	0.00	1,000.00	171.74	1,000.00
2450-40-0014-000-00000-52010	SUPPLIES	163.55	292.78	300.00	93.75	300.00
2450-40-0014-000-00000-52020	DATA PROCESSING SUPPLIES	407.29	183.92	200.00	116.77	500.00
2450-40-0014-000-00000-52030	CLEAN'G/SANI SUPPLIES	2,135.18	2,262.80	2,500.00	1,643.48	3,000.00
2450-40-0014-000-00000-52040	FOOD SUPPLIES	8,500.73	8,639.02	10,500.00	6,967.25	11,000.00
2450-40-0014-000-00000-52170	RECREATION SUPPLIES	190.33	0.00	200.00	0.00	200.00
2450-40-0014-000-00000-52270	CLIENT PERSONAL NEEDS	464.54	406.39	800.00	203.82	800.00
2450-40-0014-000-00000-52280	HOUSEHOLD SUPPLIES	381.59	922.09	1,000.00	1,206.30	1,000.00
2450-40-0014-000-00000-52300	MEDICAL/PHARMACY SUPPLIES	338.38	236.27	700.00	406.67	700.00
2450-40-0014-000-00000-52310	BLANKETS/LINENS	167.70	0.00	200.00	184.29	200.00
2450-40-0014-000-00000-52350	AV/EDUC/TRAINING AIDS	47.86	0.00	200.00	0.00	200.00
2450-40-0014-000-00000-52500	FUELS/LUBRICANTS	3,388.45	3,319.07	4,500.00	4,606.20	4,500.00
2450-40-0014-000-00000-52600	MINOR OFF FURN/EQP (NON-CAP)	530.94	1,117.34	1,000.00	756.54	3,500.00
2450-40-0014-000-00000-52610	TECHNOLOGY EQUIP (NON-CAP)	0.00	0.00	1,000.00	0.00	1,000.00
2450-40-0015-000-00000-52010	SUPPLIES	181.52	281.64	300.00	109.73	300.00
2450-40-0015-000-00000-52020	DATA PROCESSING SUPPLIES	224.45	459.64	200.00	243.24	500.00
2450-40-0015-000-00000-52030	CLEAN'G/SANI SUPPLIES	1,830.46	2,158.47	2,400.00	2,181.61	3,500.00
2450-40-0015-000-00000-52040	FOOD SUPPLIES	7,938.57	9,816.64	10,500.00	5,827.61	10,500.00
2450-40-0015-000-00000-52170	RECREATION SUPPLIES	187.69	17.18	200.00	0.00	200.00
2450-40-0015-000-00000-52270	CLIENT PERSONAL NEEDS	793.53	382.21	800.00	758.28	800.00
2450-40-0015-000-00000-52280	HOUSEHOLD SUPPLIES	945.13	125.86	1,000.00	392.79	1,000.00
2450-40-0015-000-00000-52300	MEDICAL/PHARMACY SUPPLIES	385.71	263.89	300.00	278.52	300.00
2450-40-0015-000-00000-52310	BLANKETS/LINENS	0.00	0.00	200.00	97.00	200.00
2450-40-0015-000-00000-52350	AV/EDUC/TRAINING AIDS	47.86	0.00	200.00	0.00	200.00
2450-40-0015-000-00000-52500	FUELS/LUBRICANTS	2,781.16	3,416.98	2,500.00	2,087.27	2,500.00
2450-40-0015-000-00000-52600	MINOR OFF FURN/EQP (NON-CAP)	281.51	1,349.16	1,000.00	601.19	2,568.00
2450-40-0015-000-00000-52610	TECHNOLOGY EQUIP (NON-CAP)	0.00	0.00	1,000.00	0.00	1,000.00
2450-40-0016-000-00000-52010	SUPPLIES	185.52	295.53	300.00	152.53	300.00
2450-40-0016-000-00000-52020	DATA PROCESSING SUPPLIES	477.45	127.74	200.00	121.27	500.00
2450-40-0016-000-00000-52030	CLEAN'G/SANI SUPPLIES	2,401.21	1,964.23	2,500.00	853.17	2,500.00
2450-40-0016-000-00000-52040	FOOD SUPPLIES	10,658.76	9,166.43	11,000.00	5,760.68	11,000.00
2450-40-0016-000-00000-52170	RECREATION SUPPLIES	107.88	70.62	200.00	239.22	200.00
2450-40-0016-000-00000-52270	CLIENT PERSONAL NEEDS	774.35	498.35	800.00	0.00	800.00
2450-40-0016-000-00000-52280	HOUSEHOLD SUPPLIES	369.78	670.36	1,000.00	996.76	1,000.00
2450-40-0016-000-00000-52300	MEDICAL/PHARMACY SUPPLIES	488.49	261.93	500.00	214.93	500.00
2450-40-0016-000-00000-52310	BLANKETS/LINENS	50.52	15.90	200.00	0.00	200.00
2450-40-0016-000-00000-52350	AV/EDUC/TRAINING AIDS	77.63	0.00	200.00	0.00	200.00
2450-40-0016-000-00000-52500	FUELS/LUBRICANTS	1,309.05	1,307.64	2,500.00	746.15	2,500.00
2450-40-0016-000-00000-52600	MINOR OFF FURN/EQP (NON-CAP)	1,105.92	0.00	1,000.00	0.00	2,568.00
2450-40-0016-000-00000-52610	TECHNOLOGY EQUIP (NON-CAP)	1,309.11	0.00	1,000.00	0.00	1,000.00
2450-40-0017-000-00000-52010	SUPPLIES	178.70	225.56	300.00	101.64	300.00
2450-40-0017-000-00000-52020	DATA PROCESSING SUPPLIES	702.77	345.56	200.00	446.56	500.00
2450-40-0017-000-00000-52030	CLEAN'G/SANI SUPPLIES	1,874.83	2,203.96	2,500.00	1,562.26	3,000.00
2450-40-0017-000-00000-52040	FOOD SUPPLIES	11,599.67	13,275.13	14,000.00	7,911.68	14,000.00
2450-40-0017-000-00000-52170	RECREATION SUPPLIES	262.05	69.02	200.00	0.00	200.00
2450-40-0017-000-00000-52270	CLIENT PERSONAL NEEDS	208.72	388.20	800.00	115.41	800.00



**Expenditures (detail) subtotaled by category**

Account	Description	3rd PP-ACTUAL 6/30/2018	2nd PP-ACTUAL 6/30/2019	1st PP-FBUDGET 6/30/2020	1st PP-YTD ACTUAL 6/30/2020	REQUESTED BUDGET 6/30/2021
2450-40-0017-000-00000-52280	HOUSEHOLD SUPPLIES	48.04	1,262.22	1,000.00	733.11	1,000.00
2450-40-0017-000-00000-52300	MEDICAL/PHARMACY SUPPLIES	348.00	216.32	500.00	146.00	500.00
2450-40-0017-000-00000-52310	BLANKETS/LINENS	81.68	188.32	200.00	(11.76)	200.00
2450-40-0017-000-00000-52350	AV/EDUC/TRAINING AIDS	47.86	0.00	200.00	0.00	200.00
2450-40-0017-000-00000-52500	FUELS/LUBRICANTS	2,571.79	4,003.99	2,500.00	2,246.09	2,500.00
2450-40-0017-000-00000-52600	MINOR OFF FURN/EQP (NON-CAP)	579.22	1,515.00	1,000.00	0.00	1,000.00
2450-40-0017-000-00000-52610	TECHNOLOGY EQUIP (NON-CAP)	1,309.10	0.00	1,000.00	0.00	1,000.00
2450-40-0018-000-00000-52010	SUPPLIES	0.00	117.69	300.00	158.08	300.00
2450-40-0018-000-00000-52020	DATA PROCESSING SUPPLIES	0.00	0.00	200.00	63.50	500.00
2450-40-0018-000-00000-52030	CLEAN'G/SANI SUPPLIES	0.00	758.55	3,000.00	1,915.71	3,000.00
2450-40-0018-000-00000-52040	FOOD SUPPLIES	0.00	1,292.92	11,000.00	6,882.34	11,500.00
2450-40-0018-000-00000-52170	RECREATION SUPPLIES	0.00	0.00	200.00	19.38	200.00
2450-40-0018-000-00000-52270	CLIENT PERSONAL NEEDS	0.00	135.68	800.00	112.27	800.00
2450-40-0018-000-00000-52280	HOUSEHOLD SUPPLIES	0.00	208.97	1,500.00	801.39	1,500.00
2450-40-0018-000-00000-52300	MEDICAL/PHARMACY SUPPLIES	0.00	139.68	300.00	183.70	300.00
2450-40-0018-000-00000-52310	BLANKETS/LINENS	0.00	341.69	200.00	0.00	200.00
2450-40-0018-000-00000-52350	AV/EDUC/TRAINING AIDS	0.00	0.00	200.00	0.00	200.00
2450-40-0018-000-00000-52500	FUELS/LUBRICANTS	0.00	0.00	2,500.00	1,252.02	2,500.00
2450-40-0018-000-00000-52600	MINOR OFF FURN/EQP (NON-CAP)	0.00	5,054.25	1,500.00	747.30	2,384.00
2450-40-0018-000-00000-52610	TECHNOLOGY EQUIP (NON-CAP)	0.00	0.00	1,000.00	0.00	1,000.00
2450-40-0019-000-00000-52010	SUPPLIES	0.00	181.30	500.00	390.98	300.00
2450-40-0019-000-00000-52020	DATA PROCESSING SUPPLIES	0.00	0.00	200.00	63.47	500.00
2450-40-0019-000-00000-52030	CLEAN'G/SANI SUPPLIES	0.00	477.09	2,500.00	1,820.00	3,000.00
2450-40-0019-000-00000-52040	FOOD SUPPLIES	0.00	1,026.27	10,500.00	6,893.34	10,500.00
2450-40-0019-000-00000-52170	RECREATION SUPPLIES	0.00	0.00	200.00	0.00	200.00
2450-40-0019-000-00000-52270	CLIENT PERSONAL NEEDS	0.00	0.00	800.00	219.17	800.00
2450-40-0019-000-00000-52280	HOUSEHOLD SUPPLIES	0.00	16.03	1,000.00	346.61	1,000.00
2450-40-0019-000-00000-52300	MEDICAL/PHARMACY SUPPLIES	0.00	5.45	500.00	176.41	500.00
2450-40-0019-000-00000-52310	BLANKETS/LINENS	0.00	0.00	200.00	0.00	200.00
2450-40-0019-000-00000-52350	AV/EDUC/TRAINING AIDS	0.00	0.00	200.00	0.00	200.00
2450-40-0019-000-00000-52500	FUELS/LUBRICANTS	0.00	0.00	2,500.00	2,214.68	2,500.00
2450-40-0019-000-00000-52600	MINOR OFF FURN/EQP (NON-CAP)	0.00	6,831.79	1,372.00	706.13	2,268.00
2450-40-0019-000-00000-52610	TECHNOLOGY EQUIP (NON-CAP)	0.00	0.00	1,000.00	0.00	1,000.00
2450-40-0020-000-00000-52010	SUPPLIES	0.00	69.00	250.00	54.37	500.00
2450-40-0020-000-00000-52020	DATA PROCESSING SUPPLIES	0.00	0.00	200.00	70.23	500.00
2450-40-0020-000-00000-52030	CLEAN'G/SANI SUPPLIES	0.00	0.00	3,000.00	1,974.41	3,500.00
2450-40-0020-000-00000-52040	FOOD SUPPLIES	0.00	0.00	10,500.00	5,838.19	11,000.00
2450-40-0020-000-00000-52170	RECREATION SUPPLIES	0.00	0.00	200.00	0.00	200.00
2450-40-0020-000-00000-52270	CLIENT PERSONAL NEEDS	0.00	0.00	800.00	150.52	800.00
2450-40-0020-000-00000-52280	HOUSEHOLD SUPPLIES	0.00	0.00	1,000.00	250.36	1,000.00
2450-40-0020-000-00000-52300	MEDICAL/PHARMACY SUPPLIES	0.00	0.00	500.00	127.33	500.00
2450-40-0020-000-00000-52310	BLANKETS/LINENS	0.00	0.00	200.00	0.00	200.00
2450-40-0020-000-00000-52350	AV/EDUC/TRAINING AIDS	0.00	0.00	200.00	0.00	200.00
2450-40-0020-000-00000-52500	FUELS/LUBRICANTS	0.00	0.00	2,500.00	974.79	2,500.00
2450-40-0020-000-00000-52600	MINOR OFF FURN/EQP (NON-CAP)	0.00	0.00	1,000.00	4,014.57	1,000.00
2450-40-0020-000-00000-52610	TECHNOLOGY EQUIP (NON-CAP)	0.00	0.00	1,000.00	0.00	1,000.00
2450-40-0021-000-00000-52010	SUPPLIES	0.00	0.00	0.00	13.20	0.00
<b>Subtotal Fund : 2450</b>	<b>Subgroup : None</b>	<b>121,994.97</b>	<b>138,986.98</b>	<b>219,022.00</b>	<b>124,209.07</b>	<b>233,588.00</b>

Fund : [2457]      DSN - BREAKERS

**Expenditures (detail) subtotaled by category**

Account	Description	3rd PP-ACTUAL 6/30/2018	2nd PP-ACTUAL 6/30/2019	1st PP-FBUDGET 6/30/2020	1st PP-YTD ACTUAL 6/30/2020	REQUESTED BUDGET 6/30/2021
2457-40-0011-000-00000-52040	FOOD SUPPLIES	66.88	0.00	0.00	0.00	0.00
2457-40-0011-000-00000-52500	FUELS/LUBRICANTS	9,153.23	797.90	0.00	0.00	0.00
<b>Subtotal Fund : 2457</b>	<b>Subgroup : None</b>	<b>9,220.11</b>	<b>797.90</b>	<b>0.00</b>	<b>0.00</b>	<b>0.00</b>
<b>Fund : [2503]</b>	<b>COSY</b>					
2503-50-0011-000-00000-52010	SUPPLIES-OFFICE/PHOTO/ETC	3,066.42	4,308.50	3,500.00	2,454.05	3,500.00
2503-50-0011-000-00000-52020	DATA PROCESSING SUPPLIES	105.98	294.82	300.00	1,037.46	300.00
2503-50-0011-000-00000-52500	FUELS/LUBRICANTS	0.00	0.00	0.00	0.00	250.00
2503-50-0011-000-00000-52600	MINOR OFF FURN/EQP (NON-CAP)	0.00	0.00	1,000.00	684.78	1,000.00
2503-50-0011-000-00000-52610	TECHNOLOGY EQUIP (NON-CAP)	0.00	0.00	1,000.00	776.55	1,000.00
<b>Subtotal Fund : 2503</b>	<b>Subgroup : None</b>	<b>3,172.40</b>	<b>4,603.32</b>	<b>5,800.00</b>	<b>4,952.84</b>	<b>6,050.00</b>
<b>Fund : [2600]</b>	<b>LIBRARY IMPACT FEES - HHI/DAUFUSKIE</b>					
2600-60-0011-000-00000-52060	LIBRARY MATERIALS	27,957.01	26,418.03	80,000.00	18,000.00	72,000.00
<b>Subtotal Fund : 2600</b>	<b>Subgroup : None</b>	<b>27,957.01</b>	<b>26,418.03</b>	<b>80,000.00</b>	<b>18,000.00</b>	<b>72,000.00</b>
<b>Fund : [2602]</b>	<b>LIBRARY IMPACT FEES - BLUFFTON</b>					
2602-60-0011-000-00000-52060	LIBRARY MATERIALS	38,499.99	96,271.00	500,000.00	111,513.31	445,000.00
<b>Subtotal Fund : 2602</b>	<b>Subgroup : None</b>	<b>38,499.99</b>	<b>96,271.00</b>	<b>500,000.00</b>	<b>111,513.31</b>	<b>445,000.00</b>
<b>Fund : [2603]</b>	<b>LIBRARY IMPACT FEES - BURTON</b>					
2603-60-0011-000-00000-52060	LIBRARY MATERIALS	38,499.96	39,356.94	50,000.00	28,401.55	45,000.00
<b>Subtotal Fund : 2603</b>	<b>Subgroup : None</b>	<b>38,499.96</b>	<b>39,356.94</b>	<b>50,000.00</b>	<b>28,401.55</b>	<b>45,000.00</b>
<b>Fund : [2604]</b>	<b>LIBRARY IMPACT FEES - LISH</b>					
2604-60-0011-000-00000-52060	LIBRARY MATERIALS	13,500.00	16,861.14	50,000.00	15,000.00	40,000.00
<b>Subtotal Fund : 2604</b>	<b>Subgroup : None</b>	<b>13,500.00</b>	<b>16,861.14</b>	<b>50,000.00</b>	<b>15,000.00</b>	<b>40,000.00</b>
<b>Fund : [2606]</b>	<b>LIBRARY IMPACT FEES - SHELDON</b>					
2606-60-0011-000-00000-52060	LIBRARY MATERIALS	7,000.00	4,677.01	5,000.00	1,000.00	3,500.00
<b>Subtotal Fund : 2606</b>	<b>Subgroup : None</b>	<b>7,000.00</b>	<b>4,677.01</b>	<b>5,000.00</b>	<b>1,000.00</b>	<b>3,500.00</b>
<b>Fund : [2610]</b>	<b>BEAUFORT LIBRARY TRUST</b>					
2610-60-0011-000-00000-52060	LIBRARY MATERIALS	2,023.49	1,597.95	0.00	1,385.84	0.00
<b>Subtotal Fund : 2610</b>	<b>Subgroup : None</b>	<b>2,023.49</b>	<b>1,597.95</b>	<b>0.00</b>	<b>1,385.84</b>	<b>0.00</b>
<b>Fund : [2614]</b>	<b>HHI FRIENDS OF THE LIBRARY</b>					
2614-60-0011-000-00000-52610	TECHNOLOGY EQUIP (NON-CAP)	0.00	8,837.41	0.00	0.00	0.00
<b>Subtotal Fund : 2614</b>	<b>Subgroup : None</b>	<b>0.00</b>	<b>8,837.41</b>	<b>0.00</b>	<b>0.00</b>	<b>0.00</b>
<b>Fund : [2616]</b>	<b>DEL WEBB LIBRARY FEES</b>					
2616-60-0011-000-00000-52060	LIBRARY MATERIALS	0.00	0.00	135.00	0.00	0.00
<b>Subtotal Fund : 2616</b>	<b>Subgroup : None</b>	<b>0.00</b>	<b>0.00</b>	<b>135.00</b>	<b>0.00</b>	<b>0.00</b>
<b>Fund : [2620]</b>	<b>LIBRARY GRANTS</b>					
2620-60-0011-000-00000-52405	LSCA GRANT EXPENDITURES	2,854.95	0.00	0.00	0.00	0.00
<b>Subtotal Fund : 2620</b>	<b>Subgroup : None</b>	<b>2,854.95</b>	<b>0.00</b>	<b>0.00</b>	<b>0.00</b>	<b>0.00</b>
<b>Fund : [2621]</b>	<b>LIBRARY STATE LOTTERY</b>					
2621-60-0011-000-00000-52060	LIBRARY MATERIALS	5,221.55	25,414.70	0.00	0.00	0.00

**Expenditures (detail) subtotaled by category**

Account	Description	3rd PP-ACTUAL 6/30/2018	2nd PP-ACTUAL 6/30/2019	1st PP-FBUDGET 6/30/2020	1st PP-YTD ACTUAL 6/30/2020	REQUESTED BUDGET 6/30/2021
<b>Subtotal Fund : 2621</b>	<b>Subgroup : None</b>	<b>5,221.55</b>	<b>25,414.70</b>	<b>0.00</b>	<b>0.00</b>	<b>0.00</b>
<b>Fund : [2624]</b>	<b>LSTA SUMMER READING RESOURCE</b>					
2624-60-0011-000-00000-52010	SUPPLIES-OFFICE/PHOTO/ETC	982.75	171.60	0.00	0.00	0.00
<b>Subtotal Fund : 2624</b>	<b>Subgroup : None</b>	<b>982.75</b>	<b>171.60</b>	<b>0.00</b>	<b>0.00</b>	<b>0.00</b>
<b>Fund : [2629]</b>	<b>LIBRARY STATE AID</b>					
2629-60-0011-000-00000-52060	LIBRARY MATERIALS	269,405.85	254,299.27	275,000.00	216,422.03	233,750.00
<b>Subtotal Fund : 2629</b>	<b>Subgroup : None</b>	<b>269,405.85</b>	<b>254,299.27</b>	<b>275,000.00</b>	<b>216,422.03</b>	<b>233,750.00</b>
<b>Fund : [2662]</b>	<b>PARKS SPECIAL CAPITAL PROGRAM</b>					
2662-60-0011-000-00000-52670	MINOR RECREATION EQUIPMENT	1,306.42	2,129.58	0.00	298.61	0.00
<b>Subtotal Fund : 2662</b>	<b>Subgroup : None</b>	<b>1,306.42</b>	<b>2,129.58</b>	<b>0.00</b>	<b>298.61</b>	<b>0.00</b>
<b>Fund : [2719]</b>	<b>PUBLIC SAFETY GRANTS</b>					
2719-20-0013-000-00000-52020	DATA PROCESSING SUPPLIES	0.00	0.00	0.00	2,448.16	0.00
2719-20-0013-000-00000-52400	OTHER SUPPLIES	0.00	4,854.39	0.00	0.00	0.00
2719-20-0014-000-00000-52020	DATA PROCESSING SUPPLIES	0.00	0.00	0.00	5,216.25	0.00
2719-20-0014-000-00000-52400	OTHER SUPPLIES	0.00	20,819.95	0.00	0.00	0.00
<b>Subtotal Fund : 2719</b>	<b>Subgroup : None</b>	<b>0.00</b>	<b>25,674.34</b>	<b>0.00</b>	<b>7,664.41</b>	<b>0.00</b>
<b>Fund : [2725]</b>	<b>PUBLIC SAFETY GRANTS</b>					
2725-20-0015-000-00000-52610	TECHNOLOGY EQUIP (NON-CAP)	6,814.62	0.00	0.00	0.00	0.00
<b>Subtotal Fund : 2725</b>	<b>Subgroup : None</b>	<b>6,814.62</b>	<b>0.00</b>	<b>0.00</b>	<b>0.00</b>	<b>0.00</b>
<b>Fund : [2728]</b>	<b>PUBLIC SAFETY GRANTS</b>					
2728-20-0015-000-00000-52610	TECHNOLOGY EQUIP (NON-CAP)	0.00	0.00	0.00	46,060.00	0.00
<b>Subtotal Fund : 2728</b>	<b>Subgroup : None</b>	<b>0.00</b>	<b>0.00</b>	<b>0.00</b>	<b>46,060.00</b>	<b>0.00</b>
<b>Fund : [2729]</b>	<b>PUBLIC SAFETY GRANTS</b>					
2729-20-0012-000-00000-52400	OTHER SUPPLIES	0.00	0.00	0.00	2,090.42	0.00
2729-20-0012-000-00000-52610	TECHNOLOGY EQUIP (NON-CAP)	0.00	0.00	0.00	8,405.57	0.00
2729-20-0013-000-00000-52400	OTHER SUPPLIES	0.00	0.00	0.00	32,802.25	0.00
<b>Subtotal Fund : 2729</b>	<b>Subgroup : None</b>	<b>0.00</b>	<b>0.00</b>	<b>0.00</b>	<b>43,298.24</b>	<b>0.00</b>
<b>Fund : [2731]</b>	<b>PUBLIC SAFETY GRANTS</b>					
2731-20-0014-000-00000-52400	OTHER SUPPLIES	0.00	0.00	0.00	35,000.00	0.00
2731-20-0014-000-00000-52610	TECHNOLOGY EQUIP (NON-CAP)	0.00	10,000.00	0.00	0.00	0.00
2731-20-0015-000-00000-52610	TECHNOLOGY EQUIP (NON-CAP)	0.00	0.00	0.00	39,550.00	0.00
<b>Subtotal Fund : 2731</b>	<b>Subgroup : None</b>	<b>0.00</b>	<b>10,000.00</b>	<b>0.00</b>	<b>74,550.00</b>	<b>0.00</b>
<b>Fund : [2732]</b>	<b>PUBLIC SAFETY GRANTS</b>					
2732-20-0012-000-00000-52020	DATA PROCESSING SUPPLIES	0.00	0.00	0.00	7,329.50	0.00
2732-20-0012-000-00000-52350	AV/EDUC/TRAINING AIDS	0.00	0.00	0.00	8,772.79	0.00
2732-20-0012-000-00000-52610	TECHNOLOGY EQUIP (NON-CAP)	0.00	0.00	0.00	3,168.27	0.00
<b>Subtotal Fund : 2732</b>	<b>Subgroup : None</b>	<b>0.00</b>	<b>0.00</b>	<b>0.00</b>	<b>19,270.56</b>	<b>0.00</b>
<b>Fund : [2733]</b>	<b>PUBLIC SAFETY GRANTS</b>					
2733-20-0011-000-00000-52020	DATA PROCESSING SUPPLIES	328.52	0.00	0.00	0.00	0.00
2733-20-0011-000-00000-52050	UNIFORMS	0.00	2,000.00	0.00	0.00	0.00

**Expenditures (detail) subtotaled by category**

Account	Description	3rd PP-ACTUAL 6/30/2018	2nd PP-ACTUAL 6/30/2019	1st PP-FBUDGET 6/30/2020	1st PP-YTD ACTUAL 6/30/2020	REQUESTED BUDGET 6/30/2021
2733-20-0011-000-00000-52400	OTHER SUPPLIES	7,544.24	0.00	0.00	0.00	0.00
2733-20-0011-000-00000-52610	TECHNOLOGY EQUIP (NON-CAP)	31,225.32	0.00	0.00	0.00	0.00
2733-20-0012-000-00000-52400	OTHER SUPPLIES	4,832.54	12,248.86	0.00	0.00	0.00
2733-20-0013-000-00000-52400	OTHER SUPPLIES	0.00	4,558.00	0.00	0.00	0.00
2733-20-0015-000-00000-52020	DATA PROCESSING SUPPLIES	0.00	11,728.87	0.00	0.00	0.00
2733-20-0015-000-00000-52350	AV/EDUC/TRAINING AIDS	0.00	358.73	0.00	0.00	0.00
2733-20-0015-000-00000-52400	OTHER SUPPLIES	0.00	10,200.49	0.00	0.00	0.00
2733-20-0015-000-00000-52600	MINOR OFF FURN/EQP (NON-CAP)	0.00	0.00	0.00	5,000.10	0.00
2733-20-0015-000-00000-52610	TECHNOLOGY EQUIP (NON-CAP)	0.00	7,792.82	0.00	0.00	0.00
<b>Subtotal Fund : 2733</b>	<b>Subgroup : None</b>	<b>43,930.62</b>	<b>48,887.77</b>	<b>0.00</b>	<b>5,000.10</b>	<b>0.00</b>
<b>Fund : [5000]</b>	<b>ISF - GARAGE FUND</b>					
5000-10-0011-000-00000-52010	SUPPLIES-OFFICE/PHOTO/ETC	51.34	56.25	100.00	53.94	80.00
5000-10-0011-000-00000-52500	FUELS/LUBRICANTS	(20,260.21)	68,372.32	70,000.00	379,525.05	56,000.00
5000-10-0011-000-00000-52590	FUEL - OUTSIDE AGENCY PURCHASE	883,842.00	688,226.47	700,000.00	58,147.70	560,000.00
<b>Subtotal Fund : 5000</b>	<b>Subgroup : None</b>	<b>863,633.13</b>	<b>756,655.04</b>	<b>770,100.00</b>	<b>437,726.69</b>	<b>616,080.00</b>
<b>Fund : [5025]</b>	<b>STORMWATER UTILITY</b>					
5025-90-0011-000-00000-52010	SUPPLIES-OFFICE/PHOTO/ETC	3,160.02	2,888.54	3,200.00	1,930.51	3,200.00
5025-90-0011-000-00000-52020	DATA PROCESSING SUPPLIES	242.98	23.07	2,200.00	0.00	1,000.00
5025-90-0011-000-00000-52050	UNIFORMS	22,838.30	24,667.75	31,860.00	21,861.70	31,860.00
5025-90-0011-000-00000-52240	SMALL TOOLS, ETC.	5,261.98	8,939.20	6,500.00	3,629.96	6,500.00
5025-90-0011-000-00000-52340	SIGNS (EACH UNDER 500)	584.06	1,318.96	3,000.00	2,665.43	2,800.00
5025-90-0011-000-00000-52370	PIPE SUPPLIES	40,340.59	14,444.11	90,000.00	34,122.52	90,000.00
5025-90-0011-000-00000-52400	OTHER SUPPLIES	(8,258.12)	39,936.94	50,000.00	30,652.25	50,000.00
5025-90-0011-000-00000-52450	ROCK SUPPLIES	44,830.43	57,570.94	75,000.00	65,137.10	75,000.00
5025-90-0011-000-00000-52500	FUELS/LUBRICANTS	103,735.10	102,790.69	100,000.00	74,242.05	125,000.00
5025-90-0011-000-00000-52600	MINOR OFF FURN/EQP (NON-CAP)	14,166.28	14,543.00	11,572.00	16,580.66	15,000.00
5025-90-0011-000-00000-52610	TECHNOLOGY EQUIP (NON-CAP)	1,653.69	6,623.45	10,320.00	3,492.95	500.00
5025-90-0012-000-00000-52010	SUPPLIES-OFFICE/PHOTO/ETC	656.48	865.12	1,000.00	450.85	1,000.00
5025-90-0012-000-00000-52020	DATA PROCESSING SUPPLIES	250.28	0.00	500.00	26.69	500.00
5025-90-0012-000-00000-52050	UNIFORMS	713.05	665.12	875.00	327.60	1,395.00
5025-90-0012-000-00000-52400	OTHER SUPPLIES	184.62	48.23	200.00	57.73	200.00
5025-90-0012-000-00000-52500	FUELS/LUBRICANTS	519.03	557.88	1,000.00	59.35	1,000.00
5025-90-0012-000-00000-52600	MINOR OFF FURN/EQP (NON-CAP)	90.09	100.69	300.00	306.23	500.00
5025-90-0012-000-00000-52610	TECHNOLOGY EQUIP (NON-CAP)	403.53	2,340.73	1,000.00	0.00	1,400.00
5025-90-0013-000-00000-52010	SUPPLIES-OFFICE/PHOTO/ETC	684.58	507.37	1,500.00	151.68	1,500.00
5025-90-0013-000-00000-52020	DATA PROCESSING SUPPLIES	566.79	233.38	200.00	0.00	1,200.00
5025-90-0013-000-00000-52050	UNIFORMS	1,857.94	2,782.76	2,400.00	1,066.88	2,325.00
5025-90-0013-000-00000-52240	SMALL TOOLS, ETC.	146.18	131.48	500.00	155.09	700.00
5025-90-0013-000-00000-52340	SIGNS (EACH UNDER 500)	0.00	1,096.43	200.00	75.00	2,600.00
5025-90-0013-000-00000-52400	OTHER SUPPLIES	277.94	360.08	1,500.00	65.17	2,200.00
5025-90-0013-000-00000-52500	FUELS/LUBRICANTS	3,547.16	9,002.36	7,250.00	5,124.35	10,000.00
5025-90-0013-000-00000-52600	MINOR OFF FURN/EQP (NON-CAP)	0.00	8,708.52	500.00	0.00	500.00
5025-90-0013-000-00000-52610	TECHNOLOGY EQUIP (NON-CAP)	1,256.10	0.00	3,100.00	0.00	1,900.00
<b>Subtotal Fund : 5025</b>	<b>Subgroup : None</b>	<b>239,709.08</b>	<b>301,146.80</b>	<b>405,677.00</b>	<b>262,181.75</b>	<b>429,780.00</b>
<b>Fund : [5100]</b>	<b>LADY'S ISLAND AIRPORT</b>					
5100-90-0011-000-00000-52010	SUPPLIES-OFFICE/PHOTO/ETC	497.15	209.89	710.00	413.59	710.00
5100-90-0011-000-00000-52020	DATA PROCESSING SUPPLIES	52.99	208.17	0.00	0.00	0.00

**Expenditures (detail) subtotaled by category**

Account	Description	3rd PP-ACTUAL 6/30/2018	2nd PP-ACTUAL 6/30/2019	1st PP-FBUDGET 6/30/2020	1st PP-YTD ACTUAL 6/30/2020	REQUESTED BUDGET 6/30/2021
5100-90-0011-000-00000-52030	CLEAN'G/SANI SUPPLIES	3.09	40.86	0.00	0.00	0.00
5100-90-0011-000-00000-52050	UNIFORMS	(839.93)	2,044.12	1,456.00	1,262.45	1,500.00
5100-90-0011-000-00000-52240	SMALL TOOLS, ETC.	190.75	201.69	0.00	0.00	0.00
5100-90-0011-000-00000-52330	FACILITY MAINT SUPPLIES	3,453.26	828.45	5,083.00	2,019.80	5,000.00
5100-90-0011-000-00000-52340	SIGNS (EACH UNDER 500)	565.98	0.00	0.00	0.00	0.00
5100-90-0011-000-00000-52400	OTHER SUPPLIES	105.96	0.00	0.00	0.00	0.00
5100-90-0011-000-00000-52410	GROUPS MAINT SUPPLIES	2,193.73	1,547.55	1,946.00	884.48	2,500.00
5100-90-0011-000-00000-52500	FUELS/LUBRICANTS	1,531.16	1,982.62	1,505.00	1,244.09	1,500.00
5100-90-0011-000-00000-52700	HANGAR MAINTENANCE	0.00	4,977.24	4,300.00	799.50	2,000.00
<b>Subtotal Fund : 5100</b>	<b>Subgroup : None</b>	<b>7,754.14</b>	<b>12,040.59</b>	<b>15,000.00</b>	<b>6,623.91</b>	<b>13,210.00</b>
<b>Fund : [5400]</b>	<b>HILTON HEAD ISLAND AIRPORT</b>					
5400-90-0011-000-00000-52010	SUPPLIES-OFFICE/PHOTO/ETC	1,961.96	2,620.37	8,000.00	2,513.31	8,000.00
5400-90-0011-000-00000-52020	DATA PROCESSING SUPPLIES	407.06	384.81	500.00	863.46	500.00
5400-90-0011-000-00000-52030	CLEAN'G/SANI SUPPLIES	75.30	72.85	500.00	0.00	500.00
5400-90-0011-000-00000-52050	UNIFORMS	3,116.24	128.24	2,000.00	0.00	2,000.00
5400-90-0011-000-00000-52240	SMALL TOOLS, ETC.	1,098.48	436.20	2,000.00	899.49	5,000.00
5400-90-0011-000-00000-52330	FACILITY MAINT SUPPLIES	3,423.51	9,317.09	10,000.00	13,677.51	15,000.00
5400-90-0011-000-00000-52340	SIGNS (EACH UNDER 500)	189.12	1,056.19	1,000.00	699.85	1,000.00
5400-90-0011-000-00000-52390	ARFF SUPPLIES	5,648.39	13,024.37	20,000.00	7,957.56	20,000.00
5400-90-0011-000-00000-52400	OTHER SUPPLIES	593.58	116.48	2,000.00	38.94	2,000.00
5400-90-0011-000-00000-52410	GROUPS MAINT SUPPLIES	3,057.97	4,522.95	5,000.00	10,634.34	5,000.00
5400-90-0011-000-00000-52500	FUELS/LUBRICANTS	7,934.25	8,155.69	10,000.00	3,863.16	10,000.00
5400-90-0011-000-00000-52600	MINOR OFF FURN/EQP (NON-CAP)	0.00	0.00	1,500.00	181.88	1,500.00
5400-90-0011-000-00000-52610	TECHNOLOGY EQUIP (NON-CAP)	2,921.65	1,249.70	1,500.00	420.43	1,500.00
5400-90-0011-000-00000-52700	HANGAR MAINTENANCE	878.22	2,138.13	10,000.00	6,678.24	4,000.00
5400-90-0011-000-00000-52990	SECURITY SUPPLIES	0.00	3,140.30	3,000.00	1,997.66	3,000.00
<b>Subtotal Fund : 5400</b>	<b>Subgroup : None</b>	<b>31,305.73</b>	<b>46,363.37</b>	<b>77,000.00</b>	<b>50,425.83</b>	<b>79,000.00</b>
<b>Subtotal All Funds Presented</b>	<b>Subgroup : None</b>	<b>7,755,716.73</b>	<b>8,394,996.96</b>	<b>9,235,245.00</b>	<b>5,400,278.92</b>	<b>9,302,564.44</b>
<b>All Funds Presented</b>	<b>Group Total [52] SUPPLIES</b>	<b>7,755,716.73</b>	<b>8,394,996.96</b>	<b>9,235,245.00</b>	<b>5,400,278.92</b>	<b>9,302,564.44</b>
<b>Group : [53]</b>	<b>DEBT SERVICE</b>					
<b>Subgroup : None</b>						
<b>Fund : [1000]</b>	<b>GEN FUND</b>					
1000-20-1211-000-00000-53000	BOND PRINCIPAL	30,250,000.00	0.00	0.00	0.00	0.00
1000-20-1211-000-00000-53010	BOND INTEREST	423,500.00	0.00	0.00	0.00	0.00
<b>Subtotal Fund : 1000</b>	<b>Subgroup : None</b>	<b>30,673,500.00</b>	<b>0.00</b>	<b>0.00</b>	<b>0.00</b>	<b>0.00</b>
<b>Fund : [2003]</b>	<b>RURAL &amp; CRITICAL DEBT SERVICE</b>					
2003-10-0011-000-00000-53000	BOND PRINCIPAL	5,489,612.84	5,764,975.00	6,087,902.00	5,499,411.19	7,196,961.00
2003-10-0011-000-00000-53010	BOND INTEREST	3,217,202.78	3,417,807.76	3,165,909.00	2,427,571.98	2,913,084.00
<b>Subtotal Fund : 2003</b>	<b>Subgroup : None</b>	<b>8,706,815.62</b>	<b>9,182,782.76</b>	<b>9,253,811.00</b>	<b>7,926,983.17</b>	<b>10,110,045.00</b>
<b>Fund : [2342]</b>	<b>COUNTYWIDE MOTOR VEHICLE FEES</b>					
2342-30-0011-000-00000-53000	BOND PRINCIPAL	285,325.50	304,935.50	320,624.00	320,623.50	325,526.00
2342-30-0011-000-00000-53010	BOND INTEREST	76,831.98	65,418.96	53,222.00	53,221.54	40,397.00
<b>Subtotal Fund : 2342</b>	<b>Subgroup : None</b>	<b>362,157.48</b>	<b>370,354.46</b>	<b>373,846.00</b>	<b>373,845.04</b>	<b>365,923.00</b>

**Expenditures (detail) subtotaled by category**

Account	Description	3rd PP-ACTUAL 6/30/2018	2nd PP-ACTUAL 6/30/2019	1st PP-FBUDGET 6/30/2020	1st PP-YTD ACTUAL 6/30/2020	REQUESTED BUDGET 6/30/2021
<b>Fund : [2652]</b>	<b>PARKS IMPACT FEES - BLUFFTON</b>					
2652-60-0011-000-00000-53000	BOND PRINCIPAL	197,967.00	201,823.50	205,680.00	205,680.00	213,393.00
2652-60-0011-000-00000-53010	BOND INTEREST	147,998.01	144,038.67	140,002.00	140,002.20	131,775.00
<b>Subtotal Fund : 2652</b>	<b>Subgroup : None</b>	<b>345,965.01</b>	<b>345,862.17</b>	<b>345,682.00</b>	<b>345,682.20</b>	<b>345,168.00</b>
<b>Fund : [3000]</b>	<b>COUNTYWIDE DEBT SERVICE</b>					
3000-70-0011-000-00000-53000	BOND PRINCIPAL	7,046,578.66	7,138,584.50	7,626,429.00	8,068,466.53	7,388,772.00
3000-70-0011-000-00000-53010	BOND INTEREST	3,329,436.78	3,540,973.29	3,682,271.00	2,944,273.69	3,344,656.00
3000-70-0011-000-00000-53020	BOND FEES	4,768.75	18,763.75	50,000.00	4,175.00	0.00
3000-70-0011-000-00000-53030	BOND FEES - REFUNDINGS	(18,000.00)	0.00	0.00	0.00	0.00
<b>Subtotal Fund : 3000</b>	<b>Subgroup : None</b>	<b>10,362,784.19</b>	<b>10,698,321.54</b>	<b>11,358,700.00</b>	<b>11,016,915.22</b>	<b>10,733,428.00</b>
<b>Fund : [3100]</b>	<b>BLUFFTON PARKWAY DEBT SERVICE</b>					
3100-70-0011-000-00000-53000	BOND PRINCIPAL	2,021,967.00	2,168,983.50	2,311,619.00	1,971,891.00	2,490,654.00
3100-70-0011-000-00000-53010	BOND INTEREST	799,693.74	764,996.30	727,722.00	683,896.71	642,051.00
<b>Subtotal Fund : 3100</b>	<b>Subgroup : None</b>	<b>2,821,660.74</b>	<b>2,933,979.80</b>	<b>3,039,341.00</b>	<b>2,655,787.71</b>	<b>3,132,705.00</b>
<b>Fund : [4011]</b>	<b>2019 GO BOND PROJECTS</b>					
4011-80-0011-000-00000-53020	BOND FEES	0.00	94,500.00	0.00	0.00	0.00
<b>Subtotal Fund : 4011</b>	<b>Subgroup : None</b>	<b>0.00</b>	<b>94,500.00</b>	<b>0.00</b>	<b>0.00</b>	<b>0.00</b>
<b>Fund : [4807]</b>	<b>MYRTLE PARK PHASE II</b>					
4807-80-0011-000-00000-53000	BOND PRINCIPAL - MORTGAGE	4,000,000.00	0.00	0.00	0.00	0.00
<b>Subtotal Fund : 4807</b>	<b>Subgroup : None</b>	<b>4,000,000.00</b>	<b>0.00</b>	<b>0.00</b>	<b>0.00</b>	<b>0.00</b>
<b>Fund : [5025]</b>	<b>STORMWATER UTILITY</b>					
5025-90-0011-000-00000-53110	INTEREST EXPENSE	85,243.55	188,193.08	188,268.00	188,193.08	188,268.00
<b>Subtotal Fund : 5025</b>	<b>Subgroup : None</b>	<b>85,243.55</b>	<b>188,193.08</b>	<b>188,268.00</b>	<b>188,193.08</b>	<b>188,268.00</b>
<b>Fund : [5400]</b>	<b>HILTON HEAD ISLAND AIRPORT</b>					
5400-90-0011-000-00000-53110	INTEREST	83,787.25	79,621.92	80,000.00	75,346.03	80,000.00
<b>Subtotal Fund : 5400</b>	<b>Subgroup : None</b>	<b>83,787.25</b>	<b>79,621.92</b>	<b>80,000.00</b>	<b>75,346.03</b>	<b>80,000.00</b>
<b>Subtotal All Funds Presented</b>	<b>Subgroup : None</b>	<b>57,441,913.84</b>	<b>23,893,615.73</b>	<b>24,639,648.00</b>	<b>22,582,752.45</b>	<b>24,955,537.00</b>
<b>All Funds Presented</b>	<b>Group Total [53] DEBT SERVICE</b>	<b>57,441,913.84</b>	<b>23,893,615.73</b>	<b>24,639,648.00</b>	<b>22,582,752.45</b>	<b>24,955,537.00</b>
<b>Group : [54]</b>	<b>CAPITAL</b>					
<b>Subgroup : None</b>						
<b>Fund : [1000]</b>	<b>GEN FUND</b>					
1000-10-1005-000-00000-54400	LAND ACQUISITION	0.00	2,204,430.00	0.00	0.00	0.00
1000-10-1020-000-00000-54110	DATA PROCESSING EQUIPMENT	0.00	0.00	4,254.00	7,500.00	4,254.00
1000-10-1060-000-00000-54000	VEHICLE PURCHASES	34,201.00	3,072.00	0.00	0.00	0.00
1000-10-1060-000-00000-54140	COMMUNICATIONS EQUIPMENT	0.00	0.00	18,900.00	0.00	0.00
1000-10-1060-000-00000-54200	SPECIALIZED CAPITAL EQUIP	6,701.13	0.00	8,625.00	5,919.28	0.00
1000-10-1100-000-00000-54400	LAND ACQUISITION	0.00	10,818.41	0.00	0.00	0.00
1000-10-1103-000-00000-54110	DATA PROCESSING EQUIPMENT	0.00	560.27	0.00	0.00	0.00
1000-10-1111-000-00000-54200	SPECIALIZED CAPITAL EQUIP	10,965.70	0.00	0.00	0.00	0.00
1000-10-1120-000-00000-54000	VEHICLE PURCHASES	21,037.00	42,226.25	0.00	0.00	0.00
1000-10-1122-000-00000-54112	DATA PROCESSING SOFTWARE	0.00	5,670.00	5,000.00	0.00	27,075.00

**Expenditures (detail) subtotaled by category**

Account	Description	3rd PP-ACTUAL 6/30/2018	2nd PP-ACTUAL 6/30/2019	1st PP-FBUDGET 6/30/2020	1st PP-YTD ACTUAL 6/30/2020	REQUESTED BUDGET 6/30/2021
1000-10-1122-000-00000-54200	SPECIALIZED CAPITAL EQUIP	0.00	0.00	28,500.00	0.00	25,000.00
1000-10-1134-000-00000-54100	OFFICE FURN AND EQUIPMENT	0.00	0.00	50.00	0.00	1,500.00
1000-10-1143-000-00000-54000	VEHICLE PURCHASES	0.00	24,551.12	1,600.00	1,618.29	0.00
1000-10-1143-000-00000-54100	OFFICE FURN AND EQUIPMENT	0.00	21,019.01	43,400.00	5,191.69	0.00
1000-10-1143-000-00000-54110	DATA PROCESSING EQUIPMENT	47,590.99	4,591.37	15,000.00	748.99	0.00
1000-10-1143-000-00000-54111	DATA PROCESSING EQUIPMENT /Y2K	0.00	0.00	17,500.00	0.00	0.00
1000-10-1143-000-00000-54200	SPECIALIZED CAPITAL EQUIP	0.00	0.00	0.00	526.79	0.00
1000-10-1150-000-00000-54000	VEHICLE PURCHASES	59,850.00	77,532.00	0.00	0.00	0.00
1000-10-1150-000-00000-54110	DATA PROCESSING EQUIPMENT	0.00	0.00	200,000.00	0.00	200,000.00
1000-10-1150-000-00000-54115	SECURITY UPGRADES	(85.50)	0.00	50,000.00	0.00	50,000.00
1000-10-1154-000-00000-54000	VEHICLE PURCHASES	22,677.00	0.00	0.00	0.00	0.00
1000-10-1154-000-00000-54110	DATA PROCESSING EQUIPMENT	0.00	4,337.90	1,210.00	631.30	1,000.00
1000-10-1154-000-00000-54200	SPECIALIZED CAPITAL EQUIP	0.00	0.00	20,000.00	0.00	20,000.00
1000-10-1160-000-00000-54100	OFFICE FURN AND EQUIPMENT	0.00	5,368.37	2,000.00	0.00	2,000.00
1000-20-1201-000-00000-54000	VEHICLE PURCHASES	245,363.14	185,882.05	0.00	72,738.00	0.00
1000-20-1201-000-00000-54100	OFFICE FURN AND EQUIPMENT	0.00	175.90	0.00	0.00	0.00
1000-20-1201-000-00000-54110	DATA PROCESSING EQUIPMENT	11,202.50	8,607.01	0.00	373.19	0.00
1000-20-1201-000-00000-54112	DATA PROCESSING SOFTWARE	179,520.09	0.00	0.00	0.00	0.00
1000-20-1201-000-00000-54420	RENOVATIONS EXIST BLDGS	0.00	0.00	137,000.00	0.00	137,000.00
1000-20-1202-000-00000-54000	VEHICLE PURCHASES	591,779.92	639,774.16	0.00	0.00	0.00
1000-20-1202-000-00000-54110	DATA PROCESSING EQUIPMENT	0.00	23,006.24	61,443.00	12,983.10	61,443.00
1000-20-1203-000-00000-54110	DATA PROCESSING EQUIPMENT	0.00	5,267.67	0.00	0.00	0.00
1000-20-1203-000-00000-54200	SPECIALIZED CAPITAL EQUIP	0.00	0.00	195,000.00	44,246.76	195,000.00
1000-20-1203-000-00000-54420	RENOVATIONS EXIST BLDGS	0.00	0.00	300,000.00	15,000.00	300,000.00
1000-20-1204-000-00000-54000	VEHICLE PURCHASES	115,123.00	122,395.00	24,000.00	0.00	24,000.00
1000-20-1204-000-00000-54200	SPECIALIZED CAPITAL EQUIP	0.00	0.00	0.00	10,704.71	0.00
1000-20-1205-000-00000-54000	VEHICLE PURCHASES	0.00	42,883.00	0.00	(217.20)	0.00
1000-20-1205-000-00000-54200	SPECIALIZED CAPITAL EQUIP	0.00	63,485.47	0.00	9,211.00	0.00
1000-20-1210-000-00000-54000	VEHICLE PURCHASES	0.00	40,630.00	0.00	0.00	0.00
1000-20-1210-000-00000-54100	OFFICE FURN AND EQUIPMENT	0.00	4,396.14	0.00	0.00	0.00
1000-20-1210-000-00000-54112	DATA PROCESSING SOFTWARE	66,538.92	64,133.92	64,133.00	64,133.92	64,133.00
1000-20-1211-000-00000-54200	SPECIALIZED CAPITAL EQUIP	0.00	20,476.50	0.00	0.00	0.00
1000-20-1220-000-00000-54000	VEHICLE PURCHASES	0.00	158,215.00	0.00	0.00	0.00
1000-20-1220-000-00000-54110	DATA PROCESSING EQUIPMENT	0.00	415,445.76	0.00	0.00	0.00
1000-20-1220-000-00000-54112	DATA PROCESSING SOFTWARE	5,472.45	178,306.11	178,306.00	178,306.11	178,306.00
1000-20-1220-000-00000-54140	COMMUNICATIONS EQUIPMENT	25,335.00	3,969.71	0.00	0.00	0.00
1000-20-1230-000-00000-54000	VEHICLE PURCHASES	271,917.00	531,207.05	500,000.00	505,532.00	0.00
1000-20-1230-000-00000-54200	SPECIALIZED CAPITAL EQUIP	122,026.46	177.58	36,385.00	8,254.27	0.00
1000-20-1240-000-00000-54000	VEHICLE PURCHASES	72,152.00	0.00	44,000.00	43,319.00	44,000.00
1000-20-1240-000-00000-54140	COMMUNICATIONS EQUIPMENT	10,582.20	9,168.59	0.00	15,950.00	0.00
1000-20-1240-000-00000-54200	SPECIALIZED CAPITAL EQUIP	0.00	0.00	469,000.00	24,997.00	469,000.00
1000-20-1241-000-00000-54000	VEHICLE PURCHASES	0.00	0.00	44,263.00	39,730.63	0.00
1000-20-1250-000-00000-54112	DATA PROCESSING SOFTWARE	35,021.69	33,755.86	0.00	33,755.86	33,755.00
1000-20-1250-000-00000-54200	SPECIALIZED CAPITAL EQUIP	53,133.83	56,176.18	193,096.00	9,787.46	0.00
1000-20-1260-000-00000-54000	VEHICLE PURCHASES	59,355.00	0.00	0.00	0.00	0.00
1000-20-1260-000-00000-54100	OFFICE FURN AND EQUIPMENT	0.00	750.00	0.00	0.00	0.00
1000-20-1261-000-00000-54000	VEHICLE PURCHASES	23,585.00	22,932.62	0.00	0.00	0.00
1000-20-1270-000-00000-54000	VEHICLE PURCHASES	0.00	630.00	0.00	0.00	0.00
1000-20-1270-000-00000-54140	COMMUNICATIONS EQUIPMENT	0.00	0.00	0.00	60.00	0.00
1000-30-1301-000-00000-54000	VEHICLE PURCHASES	0.00	43,980.00	0.00	0.00	0.00



**Expenditures (detail) subtotaled by category**

Account	Description	3rd PP-ACTUAL 6/30/2018	2nd PP-ACTUAL 6/30/2019	1st PP-FBUDGET 6/30/2020	1st PP-YTD ACTUAL 6/30/2020	REQUESTED BUDGET 6/30/2021
1000-30-1301-000-00000-54200	SPECIALIZED CAPITAL EQUIP	0.00	523.29	39,375.00	2,907.07	0.00
1000-30-1310-000-00000-54000	VEHICLE PURCHASES	48,912.00	25,778.62	0.00	0.00	0.00
1000-30-1310-000-00000-54200	SPECIALIZED CAPITAL EQUIP	68,851.96	81,136.78	40,000.00	0.00	0.00
1000-30-1310-000-00000-54420	RENOVATIONS EXIST BLDGS	0.00	93,253.15	250,000.00	105,658.09	75,000.00
1000-30-1311-000-00000-54000	VEHICLE PURCHASES	0.00	0.00	30,000.00	0.00	0.00
1000-30-1311-000-00000-54110	DATA PROCESSING EQUIPMENT	0.00	0.00	0.00	2,052.35	0.00
1000-30-1312-000-00000-54000	VEHICLE PURCHASES	0.00	0.00	30,000.00	0.00	0.00
1000-30-1312-000-00000-54200	SPECIALIZED CAPITAL EQUIP	0.00	138,353.21	17,599.00	523.29	0.00
1000-30-1320-000-00000-54000	VEHICLE PURCHASES	0.00	107,821.88	0.00	(500.00)	0.00
1000-30-1320-000-00000-54200	SPECIALIZED CAPITAL EQUIP	314,448.03	106,695.35	297,850.00	35,361.15	0.00
1000-30-1321-000-00000-54200	SPECIALIZED CAPITAL EQUIP	8,479.15	25,011.75	16,875.00	0.00	0.00
1000-30-1340-000-00000-54000	VEHICLE PURCHASES	59,173.00	36,986.81	0.00	0.00	0.00
1000-30-1340-000-00000-54200	SPECIALIZED CAPITAL EQUIP	18,789.92	71,853.40	168,500.00	0.00	0.00
1000-40-1400-000-00000-54000	VEHICLE PURCHASES	51,240.00	79,936.00	0.00	9,805.01	0.00
1000-40-1400-000-00000-54200	SPECIALIZED CAPITAL EQUIP	151,378.32	113,947.21	127,658.00	10,322.29	0.00
1000-40-1400-000-00000-54450	OTHER IMPROVEMENTS	0.00	0.00	12,500.00	1,600.00	0.00
1000-60-1600-000-00000-54000	VEHICLE PURCHASES	71,644.00	22,112.26	0.00	18.29	0.00
1000-60-1600-000-00000-54200	SPECIALIZED CAPITAL EQUIP	46,865.64	0.00	0.00	20.46	0.00
1000-60-1600-000-00000-54450	OTHER IMPROVEMENTS	0.00	15,423.11	100,000.00	17,296.25	0.00
1000-60-1604-000-00000-54000	VEHICLE PURCHASES	26,003.00	282.47	0.00	0.00	0.00
1000-60-1604-000-00000-54150	RECREATION EQUIPMENT	0.00	6,695.30	0.00	0.00	0.00
1000-60-1604-000-00000-54200	SPECIALIZED CAPITAL EQUIP	10,480.00	0.00	0.00	0.00	0.00
1000-60-1604-000-00000-54450	OTHER IMPROVEMENTS	0.00	21,155.93	0.00	0.00	0.00
1000-60-1605-000-00000-54000	VEHICLE PURCHASES	0.00	17.63	0.00	0.00	0.00
1000-60-1605-000-00000-54450	OTHER IMPROVEMENTS	0.00	8,000.00	0.00	0.00	0.00
1000-60-1606-000-00000-54150	RECREATION EQUIPMENT	0.00	727.46	0.00	0.00	0.00
1000-60-1607-000-00000-54000	VEHICLE PURCHASES	0.00	31,509.00	33,895.00	0.00	0.00
1000-60-1607-000-00000-54200	SPECIALIZED CAPITAL EQUIP	0.00	33,991.10	0.00	2,432.06	0.00
1000-60-1620-000-00000-54000	VEHICLE PURCHASES	22,229.00	0.00	0.00	0.00	0.00
1000-60-1620-000-00000-54420	RENOVATIONS EXIST BLDGS	29,593.00	0.00	0.00	0.00	0.00
<b>Subtotal Fund : 1000</b>	<b>Subgroup : None</b>	<b>3,019,132.54</b>	<b>6,101,215.93</b>	<b>3,826,917.00</b>	<b>1,298,498.46</b>	<b>1,912,466.00</b>
<b>Fund : [1040]</b>	<b>GEN FUND - CAPITAL</b>					
1040-80-1020-000-00000-54110	SOFTWARE ACQ/UPGRADES	0.00	0.00	23,000.00	0.00	0.00
1040-80-1020-000-00000-54115	SECURITY UPGRADES	0.00	0.00	7,500.00	0.00	0.00
1040-80-1020-000-00000-54450	OTHER IMPROVEMENTS	0.00	0.00	12,500.00	0.00	0.00
1040-80-1060-000-00000-54000	VEHICLE PURCHASES	0.00	0.00	39,134.00	0.00	110,451.00
1040-80-1102-000-00000-54000	VEHICLE PURCHASES	0.00	0.00	25,000.00	23,641.00	0.00
1040-80-1115-000-00000-54000	VEHICLE PURCHASES	0.00	0.00	32,000.00	19,108.29	0.00
1040-80-1143-000-00000-54000	VEHICLE PURCHASES	0.00	0.00	35,000.00	35,000.00	0.00
1040-80-1143-000-00000-54100	OFFICE FURNITURE AND EQUIP	0.00	0.00	0.00	0.00	45,000.00
1040-80-1152-000-00000-54110	SOFTWARE UPGRADES	0.00	0.00	80,000.00	0.00	0.00
1040-80-1230-000-00000-54000	VEHICLE PURCHASES	0.00	0.00	45,000.00	0.00	636,500.00
1040-80-1230-000-00000-54200	SPECIALIZED CAPITAL EQUIPMENT	0.00	0.00	0.00	0.00	84,275.00
1040-80-1241-000-00000-54000	VEHICLE PURCHASES	0.00	0.00	90,000.00	90,000.00	0.00
1040-80-1260-000-00000-54000	VEHICLE PURCHASES	0.00	0.00	98,000.00	76,608.16	0.00
1040-80-1261-000-00000-54000	VEHICLE PURCHASES	0.00	0.00	0.00	0.00	35,000.00
1040-80-1270-000-00000-54000	VEHICLE PURCHASES	0.00	0.00	30,000.00	0.00	90,000.00
1040-80-1301-000-00000-54200	SPECIALIZED CAPITAL EQUIP	0.00	0.00	180,000.00	0.00	0.00
1040-80-1302-000-00000-54000	VEHICLE PURCHASES	0.00	0.00	0.00	0.00	160,000.00

**Expenditures (detail) subtotaled by category**

Account	Description	3rd PP-ACTUAL 6/30/2018	2nd PP-ACTUAL 6/30/2019	1st PP-FBUDGET 6/30/2020	1st PP-YTD ACTUAL 6/30/2020	REQUESTED BUDGET 6/30/2021
1040-80-1310-000-00000-54000	VEHICLE PURCHASES	0.00	0.00	0.00	0.00	30,000.00
1040-80-1310-000-00000-54200	SPECIALIZED CAPITAL EQUIP	0.00	0.00	350,000.00	0.00	0.00
1040-80-1311-000-00000-54000	VEHICLE PURCHASES	0.00	0.00	0.00	0.00	85,000.00
1040-80-1312-000-00000-54000	VEHICLE PURCHASES	0.00	0.00	0.00	0.00	50,000.00
1040-80-1320-000-00000-54000	VEHICLE PURCHASES	0.00	0.00	0.00	0.00	180,000.00
1040-80-1321-000-00000-54200	SPECIALIZED CAPITAL EQUIP	0.00	0.00	0.00	0.00	170,000.00
1040-80-1330-000-00000-54000	VEHICLE PURCHASES	0.00	0.00	32,000.00	0.00	0.00
1040-80-1340-000-00000-54200	SPECIALIZED CAPITAL EQUIP	0.00	0.00	0.00	0.00	195,000.00
1040-80-1400-000-00000-54000	VEHICLE PURCHASES	0.00	0.00	28,000.00	18,660.00	32,500.00
1040-80-1400-000-00000-54200	SPECIALIZED CAPITAL EQUIP	0.00	0.00	0.00	0.00	15,000.00
1040-80-1500-000-00000-54000	VEHICLE PURCHASES	0.00	0.00	25,000.00	24,363.29	0.00
1040-80-1600-000-00000-54000	VEHICLE PURCHASES	0.00	0.00	156,600.00	109,244.00	28,000.00
<b>Subtotal Fund : 1040</b>	<b>Subgroup : None</b>	<b>0.00</b>	<b>0.00</b>	<b>1,288,734.00</b>	<b>396,624.74</b>	<b>1,946,726.00</b>
<b>Fund : [2001]</b>	<b>LOCAL ATAX</b>					
2001-10-0011-000-00000-54100	OFFICE FURNITURE AND EQUIPMENT	0.00	0.00	0.00	0.00	1,500.00
<b>Subtotal Fund : 2001</b>	<b>Subgroup : None</b>	<b>0.00</b>	<b>0.00</b>	<b>0.00</b>	<b>0.00</b>	<b>1,500.00</b>
<b>Fund : [2002]</b>	<b>LOCAL HTAX</b>					
2002-10-0011-000-00000-54100	OFFICE FURN AND EQUIPMENT	0.00	0.00	0.00	0.00	1,500.00
2002-10-0011-000-00000-54450	OTHER IMPROVEMENTS	158,591.40	1,420,649.62	0.00	21,667.00	0.00
<b>Subtotal Fund : 2002</b>	<b>Subgroup : None</b>	<b>158,591.40</b>	<b>1,420,649.62</b>	<b>0.00</b>	<b>21,667.00</b>	<b>1,500.00</b>
<b>Fund : [2011]</b>	<b>TREASURER EXECUTION FEES</b>					
2011-10-0011-000-00000-54110	DATA PROCESSING EQUIPMENT	0.00	0.00	0.00	7,500.00	2,000.00
<b>Subtotal Fund : 2011</b>	<b>Subgroup : None</b>	<b>0.00</b>	<b>0.00</b>	<b>0.00</b>	<b>7,500.00</b>	<b>2,000.00</b>
<b>Fund : [2012]</b>	<b>REFORESTATION</b>					
2012-10-0011-000-00000-54450	OTHER IMPROVEMENTS	0.00	0.00	0.00	7,371.37	0.00
<b>Subtotal Fund : 2012</b>	<b>Subgroup : None</b>	<b>0.00</b>	<b>0.00</b>	<b>0.00</b>	<b>7,371.37</b>	<b>0.00</b>
<b>Fund : [2110]</b>	<b>14TH CIRCUIT PUBLIC DEFENDER</b>					
2110-10-0011-000-00000-54000	VEHICLE PURCHASES	9,000.00	0.00	0.00	38,126.46	0.00
<b>Subtotal Fund : 2110</b>	<b>Subgroup : None</b>	<b>9,000.00</b>	<b>0.00</b>	<b>0.00</b>	<b>38,126.46</b>	<b>0.00</b>
<b>Fund : [2201]</b>	<b>BCSO E-911</b>					
2201-20-0011-000-00000-54112	DATA PROCESSING SOFTWARE	227,329.07	469,007.40	300,000.00	64,882.21	300,000.00
<b>Subtotal Fund : 2201</b>	<b>Subgroup : None</b>	<b>227,329.07</b>	<b>469,007.40</b>	<b>300,000.00</b>	<b>64,882.21</b>	<b>300,000.00</b>
<b>Fund : [2221]</b>	<b>EMS STATE GRANT</b>					
2221-20-0014-000-00000-54200	SPECIALIZED CAPITAL EQUIP	0.00	13,183.83	0.00	0.00	0.00
<b>Subtotal Fund : 2221</b>	<b>Subgroup : None</b>	<b>0.00</b>	<b>13,183.83</b>	<b>0.00</b>	<b>0.00</b>	<b>0.00</b>
<b>Fund : [2242]</b>	<b>DETENTION CENTER ALIEN ASSIST</b>					
2242-20-0011-000-00000-54000	VEHICLE PURCHASES	0.00	0.00	0.00	67,918.58	0.00
<b>Subtotal Fund : 2242</b>	<b>Subgroup : None</b>	<b>0.00</b>	<b>0.00</b>	<b>0.00</b>	<b>67,918.58</b>	<b>0.00</b>
<b>Fund : [2257]</b>	<b>BCSO DRUG RESTRICTED</b>					
2257-20-0011-000-00000-54000	VEHICLE PURCHASES	18,361.80	61,901.70	0.00	0.00	0.00
2257-20-0013-000-00000-54000	VEHICLE PURCHASES	0.00	0.00	0.00	64,413.83	0.00

**Expenditures (detail) subtotaled by category**

Account	Description	3rd PP-ACTUAL 6/30/2018	2nd PP-ACTUAL 6/30/2019	1st PP-FBUDGET 6/30/2020	1st PP-YTD ACTUAL 6/30/2020	REQUESTED BUDGET 6/30/2021
<b>Subtotal Fund : 2257</b>	<b>Subgroup : None</b>	<b>18,361.80</b>	<b>61,901.70</b>	<b>0.00</b>	<b>64,413.83</b>	<b>0.00</b>
<b>Fund : [2259]</b>	<b>BCSO FAMILY COURT TRUST</b>					
2259-20-0011-000-00000-54110	DATA PROCESSING EQUIPMENT	0.00	0.00	0.00	15,446.61	0.00
<b>Subtotal Fund : 2259</b>	<b>Subgroup : None</b>	<b>0.00</b>	<b>0.00</b>	<b>0.00</b>	<b>15,446.61</b>	<b>0.00</b>
<b>Fund : [2262]</b>	<b>BCSO BODY CAMERAS</b>					
2262-20-0011-000-00000-54110	DATA PROCESSING EQUIPMENT	0.00	121,442.26	0.00	0.00	0.00
<b>Subtotal Fund : 2262</b>	<b>Subgroup : None</b>	<b>0.00</b>	<b>121,442.26</b>	<b>0.00</b>	<b>0.00</b>	<b>0.00</b>
<b>Fund : [2300]</b>	<b>ROAD IMPACT FEES - HHI/DAUFUSKIE</b>					
2300-30-0011-000-00000-54500	ROAD WIDENING / IMPROVEMENT	0.00	0.00	2,205,000.00	0.00	0.00
<b>Subtotal Fund : 2300</b>	<b>Subgroup : None</b>	<b>0.00</b>	<b>0.00</b>	<b>2,205,000.00</b>	<b>0.00</b>	<b>0.00</b>
<b>Fund : [2302]</b>	<b>ROAD IMPACT FEES - BLUFFTON</b>					
2302-30-0011-000-00000-54500	ROAD IMPROVEMENT	0.00	0.00	4,886,148.00	103,550.03	0.00
2302-30-0011-000-00000-54505	ROW ACQUISITION	0.00	100,000.00	0.00	32,818.87	0.00
<b>Subtotal Fund : 2302</b>	<b>Subgroup : None</b>	<b>0.00</b>	<b>100,000.00</b>	<b>4,886,148.00</b>	<b>136,368.90</b>	<b>0.00</b>
<b>Fund : [2303]</b>	<b>ROAD IMPACT FEES - NORTH BEAUFORT</b>					
2303-30-0011-000-00000-54500	ROAD WIDENING / IMPROVEMENT	0.00	0.00	265,000.00	0.00	0.00
<b>Subtotal Fund : 2303</b>	<b>Subgroup : None</b>	<b>0.00</b>	<b>0.00</b>	<b>265,000.00</b>	<b>0.00</b>	<b>0.00</b>
<b>Fund : [2342]</b>	<b>COUNTYWIDE MOTOR VEHICLE FEES</b>					
2342-30-0011-00C-00000-54764	ALBERTHA FIELDS ROAD	217,280.30	0.00	0.00	0.00	0.00
2342-30-0011-00C-00000-54765	ALMOND DRIVE	5,851.00	0.00	0.00	0.00	0.00
2342-30-0011-00C-00000-54766	COKER LANE	74,532.60	0.00	0.00	0.00	0.00
2342-30-0011-00C-00000-54767	DEVONWOOD DRIVE	31,050.00	0.00	0.00	0.00	0.00
2342-30-0011-00C-00000-54769	SHINEY ROAD	57,375.00	0.00	0.00	0.00	0.00
2342-30-0011-00C-00000-54901	RESURFACING PROJECT	1,241,049.49	0.00	0.00	0.00	0.00
2342-30-0011-00C-00000-54910	MONOTUBE MAST ARMS	56,788.92	0.00	0.00	0.00	0.00
2342-30-0011-00C-00000-54911	PARIS AVE-RIBAUT TRAFFIC SIG.	16,046.52	0.00	0.00	0.00	0.00
2342-30-0011-00C-00000-54912	US 278 SIGNAL TIMING IMPROVE	34,780.51	0.00	0.00	0.00	0.00
2342-30-0011-00C-00000-54923	SIDEWALKS - SOUTHSIDE BLVD.	130,000.00	0.00	0.00	0.00	0.00
2342-30-0011-00T-00000-54758	JOHNSON LANDING ROAD	596,245.80	573,840.32	100,000.00	0.00	0.00
2342-30-0011-00T-00000-54759	Trotter's Loop	683,030.00	0.00	0.00	0.00	0.00
2342-30-0011-00T-00000-54762	BUTLER FARM ROAD	274,644.78	0.00	0.00	0.00	0.00
2342-30-0011-00T-00000-54763	PRITCHER POINT ROAD	0.00	400,000.00	0.00	0.00	0.00
2342-30-0011-00T-00000-54901	RESURFACE-COUNTY	0.00	0.00	50,000.00	12,920.00	0.00
2342-30-0011-00T-00000-54907	SCHOOL ZONE FLASHER SYS	117,296.02	0.00	0.00	0.00	0.00
2342-30-0011-00T-00000-54935	US 278 E BOUND LANE SLOPE PMI	550,755.00	0.00	0.00	0.00	0.00
2342-30-0011-00T-00000-54936	US 278 E BOUND SLOPE F&M	3,706.00	0.00	0.00	0.00	0.00
2342-30-0011-00T-00000-54937	JONESVILLE ROAD PAVE MARKING	0.00	48,306.00	0.00	0.00	0.00
2342-30-0011-00T-00000-54939	2018 ROAD RESURFACING	0.00	292,460.00	0.00	0.00	0.00
2342-30-0011-00T-00000-54940	2019 ROAD RESURFACING	0.00	777,465.90	500,000.00	369,982.87	0.00
<b>Subtotal Fund : 2342</b>	<b>Subgroup : None</b>	<b>4,090,431.94</b>	<b>2,092,072.22</b>	<b>650,000.00</b>	<b>382,902.87</b>	<b>0.00</b>
<b>Fund : [2343]</b>	<b>CTC - STATE GAS TAX FUNDS</b>					
2343-30-0011-00C-00000-54764	ALBERTHA FIELDS ROAD	0.00	483,854.30	0.00	0.00	0.00
2343-30-0011-00C-00000-54765	ALMOND DRIVE	0.00	210,887.00	0.00	0.00	0.00

**Expenditures (detail) subtotaled by category**

Account	Description	3rd PP-ACTUAL 6/30/2018	2nd PP-ACTUAL 6/30/2019	1st PP-FBUDGET 6/30/2020	1st PP-YTD ACTUAL 6/30/2020	REQUESTED BUDGET 6/30/2021
2343-30-0011-00C-00000-54766	COKER LANE	0.00	192,797.40	0.00	0.00	0.00
2343-30-0011-00C-00000-54767	DEVONWOOD DRIVE	0.00	298,731.00	0.00	0.00	0.00
2343-30-0011-00C-00000-54768	MARY SMALLS ROAD	0.00	203,923.00	0.00	0.00	0.00
2343-30-0011-00C-00000-54769	SHINEY ROAD	0.00	722,250.00	0.00	0.00	0.00
2343-30-0011-00C-00000-54911	PARIS AVE-RIBAUT TRAFFIC SIG.	0.00	33,953.48	0.00	0.00	0.00
2343-30-0011-00C-00000-54912	US 278 SIGNAL TIMING IMPROVE	0.00	24,830.49	0.00	0.00	0.00
2343-30-0011-00C-00000-54932	BEAUFORT RESURFACING MISC	0.00	191,634.03	0.00	0.00	0.00
2343-30-0011-00C-00000-54939	2018 ROAD RESURFACING	0.00	2,328,247.86	0.00	0.00	0.00
2343-30-0011-00C-00000-54940	BLUFFTON PKWY ROUNDABOUT MAST	0.00	40,652.59	0.00	0.00	0.00
2343-30-0011-00C-00000-54941	BC ROAD RESURFACING YR 2	0.00	1,125,430.00	2,000,000.00	432,851.57	0.00
<b>Subtotal Fund : 2343</b>	<b>Subgroup : None</b>	<b>0.00</b>	<b>5,857,191.15</b>	<b>2,000,000.00</b>	<b>432,851.57</b>	<b>0.00</b>
<b>Fund : [2349]</b>	<b>DHEC SOLID WASTE GRANT</b>					
2349-30-0011-000-00000-54200	SPECIALIZED CAPITAL EQUIP	0.00	0.00	0.00	23,994.75	0.00
<b>Subtotal Fund : 2349</b>	<b>Subgroup : None</b>	<b>0.00</b>	<b>0.00</b>	<b>0.00</b>	<b>23,994.75</b>	<b>0.00</b>
<b>Fund : [2401]</b>	<b>ALCOHOL &amp; DRUG ABUSE - ADMIN</b>					
2401-40-0011-000-00000-54000	VEHICLE PURCHASES	0.00	21,107.44	0.00	0.00	0.00
2401-40-0011-000-00000-54112	DATA PROCESSING SOFTWARE	0.00	910.53	0.00	0.00	0.00
<b>Subtotal Fund : 2401</b>	<b>Subgroup : None</b>	<b>0.00</b>	<b>22,017.97</b>	<b>0.00</b>	<b>0.00</b>	<b>0.00</b>
<b>Fund : [2441]</b>	<b>DSN - ADMIN</b>					
2441-40-0011-000-00000-54000	VEHICLE PURCHASES	22,672.00	48,525.42	30,000.00	28,754.00	0.00
2441-40-0011-000-00000-54100	OFFICE FURN AND EQUIPMENT	34,472.44	0.00	0.00	0.00	0.00
2441-40-0011-000-00000-54200	SPECIALIZED CAPITAL EQUIP	0.00	0.00	4,000.00	3,400.00	0.00
2441-40-0011-000-00000-54410	BUILDING ACQUISITION	0.00	(39,245.02)	0.00	0.00	0.00
2441-40-0011-000-00000-54420	RENOVATIONS EXIST BLDGS	0.00	0.00	10,000.00	0.00	0.00
<b>Subtotal Fund : 2441</b>	<b>Subgroup : None</b>	<b>57,144.44</b>	<b>9,280.40</b>	<b>44,000.00</b>	<b>32,154.00</b>	<b>0.00</b>
<b>Fund : [2442]</b>	<b>DSN - ADULT EMPLOYMENT SVCS</b>					
2442-40-0011-000-00000-54000	VEHICLE PURCHASES	170,486.00	153,086.37	115,000.00	110,402.45	0.00
2442-40-0011-000-00000-54100	OFFICE FURN AND EQUIPMENT	0.00	6,520.33	0.00	0.00	0.00
2442-40-0011-000-00000-54420	RENOVATIONS EXIST BLDGS	0.00	1,390.00	10,000.00	1,085.00	0.00
<b>Subtotal Fund : 2442</b>	<b>Subgroup : None</b>	<b>170,486.00</b>	<b>160,996.70</b>	<b>125,000.00</b>	<b>111,487.45</b>	<b>0.00</b>
<b>Fund : [2443]</b>	<b>DSN - SUPERVISED LIVING</b>					
2443-40-0011-000-00000-54000	VEHICLE PURCHASES	0.00	26,677.00	0.00	0.00	0.00
<b>Subtotal Fund : 2443</b>	<b>Subgroup : None</b>	<b>0.00</b>	<b>26,677.00</b>	<b>0.00</b>	<b>0.00</b>	<b>0.00</b>
<b>Fund : [2447]</b>	<b>DSN - PORT ROYAL RESIDENCE</b>					
2447-40-0011-000-00000-54410	BUILDING ACQUISITION	41,096.94	(40,975.00)	0.00	0.00	0.00
<b>Subtotal Fund : 2447</b>	<b>Subgroup : None</b>	<b>41,096.94</b>	<b>(40,975.00)</b>	<b>0.00</b>	<b>0.00</b>	<b>0.00</b>
<b>Fund : [2450]</b>	<b>DSN - COMMUNITY TRAINING</b>					
2450-40-0011-000-00000-54420	RENOVATIONS EXIST BLDGS	0.00	0.00	5,000.00	0.00	0.00
2450-40-0012-000-00000-54420	RENOVATIONS EXIST BLDGS	0.00	0.00	12,000.00	1,500.00	0.00
2450-40-0013-000-00000-54000	VEHICLE PURCHASES	23,565.00	0.00	0.00	0.00	0.00
2450-40-0013-000-00000-54420	RENOVATIONS EXIST BLDGS	0.00	0.00	12,000.00	0.00	0.00
2450-40-0014-000-00000-54420	RENOVATIONS EXIST BLDGS	0.00	15,622.49	40,000.00	34,855.00	0.00
2450-40-0015-000-00000-54000	VEHICLE PURCHASES	24,923.00	0.00	0.00	0.00	0.00

**Expenditures (detail) subtotaled by category**

Account	Description	3rd PP-ACTUAL 6/30/2018	2nd PP-ACTUAL 6/30/2019	1st PP-FBUDGET 6/30/2020	1st PP-YTD ACTUAL 6/30/2020	REQUESTED BUDGET 6/30/2021
2450-40-0015-000-00000-54420	RENOVATIONS EXIST BLDGS	0.00	0.00	12,000.00	0.00	0.00
2450-40-0016-000-00000-54410	BUILDING ACQUISITION	0.00	23,649.02	0.00	0.00	0.00
2450-40-0016-000-00000-54420	RENOVATIONS EXIST BLDGS	0.00	600.00	0.00	0.00	0.00
2450-40-0017-000-00000-54410	BUILDING ACQUISITION	0.00	15,016.00	0.00	0.00	0.00
2450-40-0018-000-00000-54000	VEHICLE PURCHASES	23,565.00	0.00	0.00	0.00	0.00
2450-40-0018-000-00000-54410	BUILDING ACQUISITION	1,425.00	375,648.72	3,400.00	3,399.89	0.00
2450-40-0019-000-00000-54000	VEHICLE PURCHASES	23,565.00	0.00	0.00	0.00	0.00
2450-40-0019-000-00000-54410	BUILDING ACQUISITION	0.00	319,132.29	3,400.00	6,235.63	0.00
2450-40-0020-000-00000-54000	VEHICLE PURCHASES	0.00	23,565.00	0.00	0.00	0.00
2450-40-0020-000-00000-54410	BUILDING ACQUISITION	2,850.00	5,916.75	425,000.00	392,550.65	0.00
2450-40-0021-000-00000-54000	VEHICLE PURCHASES	0.00	23,565.00	0.00	0.00	0.00
2450-40-0021-000-00000-54410	BUILDING ACQUISITION	2,250.00	40,700.00	425,000.00	190.00	425,000.00
<b>Subtotal Fund : 2450</b>	<b>Subgroup : None</b>	<b>102,143.00</b>	<b>843,415.27</b>	<b>937,800.00</b>	<b>438,731.17</b>	<b>425,000.00</b>
<b>Fund : [2600]</b>	<b>LIBRARY IMPACT FEES - HHI/DAUFUSKIE</b>					
2600-60-0011-000-00000-54200	SPECIALIZED CAPITAL EQUIP	47,923.77	0.00	0.00	0.00	0.00
<b>Subtotal Fund : 2600</b>	<b>Subgroup : None</b>	<b>47,923.77</b>	<b>0.00</b>	<b>0.00</b>	<b>0.00</b>	<b>0.00</b>
<b>Fund : [2602]</b>	<b>LIBRARY IMPACT FEES - BLUFFTON</b>					
2602-60-0011-000-00000-54200	SPECIALIZED CAPITAL EQUIP	47,923.77	0.00	0.00	0.00	0.00
<b>Subtotal Fund : 2602</b>	<b>Subgroup : None</b>	<b>47,923.77</b>	<b>0.00</b>	<b>0.00</b>	<b>0.00</b>	<b>0.00</b>
<b>Fund : [2603]</b>	<b>LIBRARY IMPACT FEES - BURTON</b>					
2603-60-0011-000-00000-54200	SPECIALIZED CAPITAL EQUIP	47,923.77	0.00	0.00	0.00	0.00
<b>Subtotal Fund : 2603</b>	<b>Subgroup : None</b>	<b>47,923.77</b>	<b>0.00</b>	<b>0.00</b>	<b>0.00</b>	<b>0.00</b>
<b>Fund : [2604]</b>	<b>LIBRARY IMPACT FEES - LISH</b>					
2604-60-0011-000-00000-54200	SPECIALIZED CAPITAL EQUIP	32,001.93	0.00	0.00	0.00	0.00
<b>Subtotal Fund : 2604</b>	<b>Subgroup : None</b>	<b>32,001.93</b>	<b>0.00</b>	<b>0.00</b>	<b>0.00</b>	<b>0.00</b>
<b>Fund : [2606]</b>	<b>LIBRARY IMPACT FEES - SHELDON</b>					
2606-60-0011-000-00000-54200	SPECIALIZED CAPITAL EQUIP	16,080.10	0.00	0.00	0.00	0.00
<b>Subtotal Fund : 2606</b>	<b>Subgroup : None</b>	<b>16,080.10</b>	<b>0.00</b>	<b>0.00</b>	<b>0.00</b>	<b>0.00</b>
<b>Fund : [2621]</b>	<b>LIBRARY STATE LOTTERY</b>					
2621-60-0011-000-00000-54451	OTHER IMPROVEMENTS	20,403.00	0.00	0.00	0.00	0.00
<b>Subtotal Fund : 2621</b>	<b>Subgroup : None</b>	<b>20,403.00</b>	<b>0.00</b>	<b>0.00</b>	<b>0.00</b>	<b>0.00</b>
<b>Fund : [2652]</b>	<b>PARKS IMPACT FEES - BLUFFTON</b>					
2652-60-0011-000-00000-54000	VEHICLE PURCHASES	0.00	46,702.00	0.00	0.00	0.00
2652-60-0011-000-00000-54200	SPECIALIZED CAPITAL EQUIP	0.00	238,429.84	800,000.00	0.00	0.00
2652-60-0011-000-00000-54453	BUCKWALTER PHASE II	172,654.98	2,955.68	0.00	0.00	0.00
<b>Subtotal Fund : 2652</b>	<b>Subgroup : None</b>	<b>172,654.98</b>	<b>288,087.52</b>	<b>800,000.00</b>	<b>0.00</b>	<b>0.00</b>
<b>Fund : [2653]</b>	<b>PARKS IMPACT FEES - BURTON</b>					
2653-60-0011-000-00000-54200	SPECIALIZED CAPITAL EQUIP	0.00	999.92	0.00	0.00	0.00
<b>Subtotal Fund : 2653</b>	<b>Subgroup : None</b>	<b>0.00</b>	<b>999.92</b>	<b>0.00</b>	<b>0.00</b>	<b>0.00</b>
<b>Fund : [2654]</b>	<b>PARKS IMPACT FEES - LADY'S ISLAND</b>					
2654-60-0011-000-00000-54000	VEHICLE PURCHASES	0.00	31,509.00	0.00	0.00	0.00

**Expenditures (detail) subtotaled by category**

Account	Description	3rd PP-ACTUAL 6/30/2018	2nd PP-ACTUAL 6/30/2019	1st PP-FBUDGET 6/30/2020	1st PP-YTD ACTUAL 6/30/2020	REQUESTED BUDGET 6/30/2021
<b>Subtotal Fund : 2654</b>	<b>Subgroup : None</b>	<b>0.00</b>	<b>31,509.00</b>	<b>0.00</b>	<b>0.00</b>	<b>0.00</b>
<b>Fund : [2655]</b>	<b>PARKS IMPACT FEES - ST. HELENA</b>					
2655-60-0011-000-00000-54000	VEHICLE PURCHASES	0.00	31,509.00	0.00	0.00	0.00
2655-60-0011-000-00000-54200	SPECIALIZED CAPITAL EQUIP	0.00	47,064.50	20,000.00	0.00	0.00
<b>Subtotal Fund : 2655</b>	<b>Subgroup : None</b>	<b>0.00</b>	<b>78,573.50</b>	<b>20,000.00</b>	<b>0.00</b>	<b>0.00</b>
<b>Fund : [2662]</b>	<b>PARKS SPECIAL CAPITAL PROGRAM</b>					
2662-60-0011-000-00000-54150	RECREATION EQUIPMENT	0.00	0.00	85,000.00	42,701.50	68,000.00
<b>Subtotal Fund : 2662</b>	<b>Subgroup : None</b>	<b>0.00</b>	<b>0.00</b>	<b>85,000.00</b>	<b>42,701.50</b>	<b>68,000.00</b>
<b>Fund : [2670]</b>	<b>PARKS PARD GRANT</b>					
2670-60-0011-000-00000-54450	OTHER IMPROVEMENTS	0.00	74,599.00	0.00	0.00	0.00
2670-60-0011-000-00000-54451	OTHER IMPR -DAUFUSKIE ISL PARK	152,854.75	0.00	0.00	0.00	0.00
<b>Subtotal Fund : 2670</b>	<b>Subgroup : None</b>	<b>152,854.75</b>	<b>74,599.00</b>	<b>0.00</b>	<b>0.00</b>	<b>0.00</b>
<b>Fund : [2713]</b>	<b>PUBLIC SAFETY GRANTS</b>					
2713-20-0012-000-00000-54200	SPECIALIZED CAPITAL EQUIP	0.00	75,897.88	0.00	0.00	0.00
<b>Subtotal Fund : 2713</b>	<b>Subgroup : None</b>	<b>0.00</b>	<b>75,897.88</b>	<b>0.00</b>	<b>0.00</b>	<b>0.00</b>
<b>Fund : [2716]</b>	<b>PUBLIC SAFETY GRANTS</b>					
2716-20-0012-000-00000-54200	SPECIALIZED CAPITAL EQUIP	0.00	0.00	0.00	63,314.00	0.00
<b>Subtotal Fund : 2716</b>	<b>Subgroup : None</b>	<b>0.00</b>	<b>0.00</b>	<b>0.00</b>	<b>63,314.00</b>	<b>0.00</b>
<b>Fund : [2718]</b>	<b>PUBLIC SAFETY GRANTS</b>					
2718-20-0014-000-00000-54200	SPECIALIZED CAPITAL EQUIP	7,802.52	0.00	0.00	0.00	0.00
<b>Subtotal Fund : 2718</b>	<b>Subgroup : None</b>	<b>7,802.52</b>	<b>0.00</b>	<b>0.00</b>	<b>0.00</b>	<b>0.00</b>
<b>Fund : [2719]</b>	<b>PUBLIC SAFETY GRANTS</b>					
2719-20-0015-000-00000-54200	SPECIALIZED CAPITAL EQUIP	0.00	33,242.44	0.00	0.00	0.00
<b>Subtotal Fund : 2719</b>	<b>Subgroup : None</b>	<b>0.00</b>	<b>33,242.44</b>	<b>0.00</b>	<b>0.00</b>	<b>0.00</b>
<b>Fund : [2729]</b>	<b>PUBLIC SAFETY GRANTS</b>					
2729-20-0012-000-00000-54200	SPECIALIZED CAPITAL EQUIP	0.00	0.00	0.00	19,350.30	0.00
2729-20-0013-000-00000-54200	SPECIALIZED CAPITAL EQUIP	0.00	0.00	0.00	22,882.53	0.00
<b>Subtotal Fund : 2729</b>	<b>Subgroup : None</b>	<b>0.00</b>	<b>0.00</b>	<b>0.00</b>	<b>42,232.83</b>	<b>0.00</b>
<b>Fund : [2731]</b>	<b>PUBLIC SAFETY GRANTS</b>					
2731-20-0013-000-00000-54200	SPECIALIZED CAPITAL EQUIP	149,181.58	818.42	0.00	0.00	0.00
<b>Subtotal Fund : 2731</b>	<b>Subgroup : None</b>	<b>149,181.58</b>	<b>818.42</b>	<b>0.00</b>	<b>0.00</b>	<b>0.00</b>
<b>Fund : [2732]</b>	<b>PUBLIC SAFETY GRANTS</b>					
2732-20-0012-000-00000-54000	VEHICLE PURCHASES	0.00	0.00	0.00	6,578.00	0.00
<b>Subtotal Fund : 2732</b>	<b>Subgroup : None</b>	<b>0.00</b>	<b>0.00</b>	<b>0.00</b>	<b>6,578.00</b>	<b>0.00</b>
<b>Fund : [2733]</b>	<b>PUBLIC SAFETY GRANTS</b>					
2733-20-0011-000-00000-54110	DATA PROCESSING EQUIPMENT	8,014.19	0.00	0.00	0.00	0.00
2733-20-0011-000-00000-54200	SPECIALIZED CAPITAL EQUIP	0.00	3,000.58	0.00	0.00	0.00
2733-20-0012-000-00000-54200	SPECIALIZED CAPITAL EQUIP	0.00	54,918.60	0.00	0.00	0.00
2733-20-0013-000-00000-54200	SPECIALIZED CAPITAL EQUIP	0.00	31,939.00	0.00	0.00	0.00

**Expenditures (detail) subtotaled by category**

Account	Description	3rd PP-ACTUAL 6/30/2018	2nd PP-ACTUAL 6/30/2019	1st PP-FBUDGET 6/30/2020	1st PP-YTD ACTUAL 6/30/2020	REQUESTED BUDGET 6/30/2021
2733-20-0014-000-00000-54200	SPECIALIZED CAPITAL EQUIP	43,251.96	491.57	0.00	0.00	0.00
2733-20-0015-000-00000-54110	DATA PROCESSING EQUIPMENT	0.00	25,217.20	0.00	0.00	0.00
<b>Subtotal Fund : 2733</b>	<b>Subgroup : None</b>	<b>51,266.15</b>	<b>115,566.95</b>	<b>0.00</b>	<b>0.00</b>	<b>0.00</b>
<b>Fund : [4007]</b>	<b>2009 GO BOND PROJECTS</b>					
4007-80-0011-000-00000-54114	DP EQUIPMENT - TYLER ENERGOV	0.00	11,375.00	1,298.00	1,298.00	0.00
<b>Subtotal Fund : 4007</b>	<b>Subgroup : None</b>	<b>0.00</b>	<b>11,375.00</b>	<b>1,298.00</b>	<b>1,298.00</b>	<b>0.00</b>
<b>Fund : [4008]</b>	<b>2013 GO BOND PROJECTS</b>					
4008-80-0011-000-00000-54114	DP EQUIPMENT - TYLER ENERGOV	0.00	0.00	269,374.00	62,536.26	0.00
4008-80-0011-000-00000-54420	SOUTHERN COUNTY OFFICE SPACE	0.00	0.00	19,635.00	0.00	0.00
4008-80-0011-000-00000-54427	RENOVATIONS - HUMAN SERV BLDG	0.00	139,036.93	10,963.00	0.00	0.00
<b>Subtotal Fund : 4008</b>	<b>Subgroup : None</b>	<b>0.00</b>	<b>139,036.93</b>	<b>299,972.00</b>	<b>62,536.26</b>	<b>0.00</b>
<b>Fund : [4009]</b>	<b>2014A GO BOND PROJECTS</b>					
4009-80-0011-000-00000-54141	COMM EQUIPMENT - MICROWAVE SYS	0.00	0.00	91,897.00	0.00	0.00
4009-80-0011-000-00000-54212	SPECIALIZED CAPITAL EQUIP - TR	0.00	5,837.20	0.00	0.00	0.00
4009-80-0011-000-00000-54431	OTHER IMPROV - HVAC REPLACEMNT	1,368,392.24	919,060.82	17,936.00	0.00	0.00
4009-80-0011-000-00000-54600	CONSTR NEW BLDGS-ANIMAL SHELTR	2,748,598.43	246,308.00	0.00	0.00	0.00
<b>Subtotal Fund : 4009</b>	<b>Subgroup : None</b>	<b>4,116,990.67</b>	<b>1,171,206.02</b>	<b>109,833.00</b>	<b>0.00</b>	<b>0.00</b>
<b>Fund : [4010]</b>	<b>2017 GO BOND PROJECTS</b>					
4010-80-0011-000-00000-54114	DP EQUIPMENT - TYLER ENERGOV	0.00	0.00	91,203.00	0.00	0.00
4010-80-0011-000-00000-54115	SECURITY UPGRADES - DET CTR	12,840.00	47,010.00	940,150.00	14,030.00	0.00
4010-80-0011-000-00000-54140	BCSO-EMRG MGMT COMM AND EQUIP	1,579,418.20	6,242,849.54	977,732.00	142,345.70	0.00
4010-80-0011-000-00000-54404	FORT FREDERICK BOAT RAMP PH I	0.00	0.00	666,227.00	61,090.00	0.00
4010-80-0011-000-00000-54410	BLDGACQ-EMS FACILITY BLUFF/PRI	500.37	170,209.29	3,181,748.00	307,900.70	0.00
4010-80-0011-000-00000-54420	RENOV EXIST BLDGS - VOTERS REG	62,841.25	147,631.73	39,527.00	0.00	0.00
4010-80-0011-000-00000-54450	OTHERIMPR - PINCK RES/HAIG BL	0.00	0.00	681,896.00	0.00	0.00
4010-80-0011-000-00000-54500	RDIMPR-WINDMILL/JENKINS ISL	26,805.11	172,976.87	7,200,218.00	13,979.78	0.00
4010-80-0011-000-00000-54600	CONSTR NEW BLDGS-ANIMAL SHELTR	781,115.14	3,950,807.28	768,078.00	210,736.53	0.00
<b>Subtotal Fund : 4010</b>	<b>Subgroup : None</b>	<b>2,463,520.07</b>	<b>10,731,484.71</b>	<b>14,546,779.00</b>	<b>750,082.71</b>	<b>0.00</b>
<b>Fund : [4011]</b>	<b>2019 GO BOND PROJECTS</b>					
4011-80-0011-000-00000-54422	RENOVATIONS - ADMIN BUILDING	0.00	0.00	5,500,000.00	0.00	0.00
4011-80-0011-000-00000-54424	RENOVATIONS - DETENTION CENTER	0.00	0.00	1,000,000.00	0.00	0.00
4011-80-0011-000-00000-54425	RENOVATIONS - A HORNE BUILDING	0.00	0.00	3,500,000.00	93,500.07	0.00
4011-80-0011-000-00000-54431	OTHER IMPROV - VOTER REG PH II	0.00	0.00	250,000.00	0.00	0.00
4011-80-0011-000-00000-54436	OTHER IMPROV - PAR POOLS (3)	0.00	0.00	540,000.00	0.00	0.00
<b>Subtotal Fund : 4011</b>	<b>Subgroup : None</b>	<b>0.00</b>	<b>0.00</b>	<b>10,790,000.00</b>	<b>93,500.07</b>	<b>0.00</b>
<b>Fund : [4500]</b>	<b>RURAL &amp; CRITICAL LANDS PROGRAM</b>					
4500-80-0011-000-00000-54400	LAND ACQUISITION	135,000.00	5,727,828.00	24,089,558.00	2,986,422.67	0.00
4500-80-0011-000-00000-54405	FT. FREMONT	1,176.25	3,600.00	0.00	98,749.19	0.00
4500-80-0011-000-00000-54411	CRYSTAL LAKE	6,339.50	0.00	0.00	0.00	0.00
4500-80-0011-000-00000-54415	WIDGEON POINT	5,150.00	30,532.98	0.00	2,855.02	0.00
<b>Subtotal Fund : 4500</b>	<b>Subgroup : None</b>	<b>147,665.75</b>	<b>5,761,960.98</b>	<b>24,089,558.00</b>	<b>3,088,026.88</b>	<b>0.00</b>
<b>Fund : [4501]</b>	<b>RURAL &amp; CRITICAL LANDS - DONATIONS</b>					
4501-80-0011-000-00000-54404	FT. FREDERICK (RESTRICTED)	0.00	1,000.00	0.00	0.00	0.00



**Expenditures (detail) subtotaled by category**

Account	Description	3rd PP-ACTUAL 6/30/2018	2nd PP-ACTUAL 6/30/2019	1st PP-FBUDGET 6/30/2020	1st PP-YTD ACTUAL 6/30/2020	REQUESTED BUDGET 6/30/2021
4501-80-0011-000-00000-54405	FT. FREMONT (GENERAL)	0.00	1,746.10	30,000.00	2,833.70	0.00
4501-80-0011-000-00000-54406	NEWRIVERSIDE I-II (RESTRICTED)	0.00	185.50	0.00	0.00	0.00
4501-80-0011-000-00000-54411	CRYSTAL LAKE (GENERAL)	0.00	209.70	5,000.00	2,434.25	0.00
4501-80-0011-000-00000-54412	FACTORY CREEK (GENERAL)	0.00	100.00	0.00	3,300.00	0.00
4501-80-0011-000-00000-54413	OKATIE PRESERVE (GENERAL)	9,539.08	19,868.88	0.00	0.00	0.00
4501-80-0011-000-00000-54416	ALTAMAHA (RESTRICTED)	0.00	3,029.35	3,000.00	2,058.00	0.00
4501-80-0011-000-00000-54630	UNRSTRCTD RURAL & CRITICAL EXP	2,945.60	45,861.05	0.00	33,963.69	0.00
<b>Subtotal Fund : 4501</b>	<b>Subgroup : None</b>	<b>12,484.68</b>	<b>72,000.58</b>	<b>38,000.00</b>	<b>44,589.64</b>	<b>0.00</b>
<b>Fund : [4502]</b>	<b>RURAL &amp; CRITICAL LANDS - PASSIVE PARKS</b>					
4502-80-0011-000-00000-54404	FORT FREDERICK PARK	0.00	0.00	500,000.00	0.00	0.00
4502-80-0011-000-00000-54405	FORT FREMONT PRESERVE	0.00	0.00	610,000.00	39,695.97	0.00
4502-80-0011-000-00000-54411	CRYSTAL LAKE PARK	0.00	0.00	400,000.00	392,553.23	0.00
4502-80-0011-000-00000-54415	WIDGEON POINT PRESERVE	0.00	0.00	1,300,000.00	473,946.22	0.00
4502-80-0011-000-00000-54417	WHITEHALL PARK	0.00	0.00	100,000.00	6,035.25	0.00
<b>Subtotal Fund : 4502</b>	<b>Subgroup : None</b>	<b>0.00</b>	<b>0.00</b>	<b>2,910,000.00</b>	<b>912,230.67</b>	<b>0.00</b>
<b>Fund : [4701]</b>	<b>2006 SALES TAX PROJECTS</b>					
4701-80-1410-000-00000-54516	BTAG ORIGINAL ADMIN ALLOCATION	(191,903.75)	0.00	0.00	0.00	0.00
4701-80-3401-000-00000-54500	ROAD IMP - BLUFFTON PKWY	338,154.94	(22,861.73)	0.00	0.00	0.00
4701-80-3402-000-00000-54504	ROAD PAVING/IMPRV	6,665.15	0.00	0.00	0.00	0.00
4701-80-3402-000-00000-54510	US278 FRONT:BUCKWLTR TO ST.GRG	0.00	0.00	1,400,000.00	0.00	0.00
4701-80-3402-000-00000-54512	US278 FRONT:FORBY BLUFFTN PKWY	0.00	0.00	600,000.00	0.00	0.00
4701-80-3403-000-00000-54500	ROAD IMPROVEMENT -SC 170 WIDEN	36,350.00	(149,359.95)	200,000.00	33,700.00	0.00
4701-80-3405-000-00000-54500	ROAD IMPROVEMENT	(1,598,346.27)	0.00	0.00	0.00	0.00
4701-80-3406-000-00000-54500	ROAD IMPROVEMENT	(656,560.17)	0.00	0.00	0.00	0.00
4701-80-3408-000-00000-54500	ROAD IMP - SC 802 LADYS ISL DR	0.00	0.00	0.00	90.42	0.00
<b>Subtotal Fund : 4701</b>	<b>Subgroup : None</b>	<b>(2,065,640.10)</b>	<b>(172,221.68)</b>	<b>2,200,000.00</b>	<b>33,790.42</b>	<b>0.00</b>
<b>Fund : [4703]</b>	<b>BOUNDARY STREET PROJECT</b>					
4703-80-0011-000-00000-54500	ROW ACQ - 170 REALIGNMENT	285,342.27	0.00	0.00	0.00	0.00
4703-80-0011-000-00000-54501	ROW ACQ - MULTIUSE PATH	8,482.94	0.00	0.00	0.00	0.00
4703-80-0011-000-00000-54502	ROW ACQ - MULTIWAY BLVD	(101,602.61)	0.00	247.00	294.00	0.00
4703-80-0011-000-00000-54503	ROW ACQ - CEI	660,823.15	106,564.18	0.00	0.00	0.00
4703-80-0011-000-00000-54505	BOUNDARY ST PRE-GRANT EXP	1,700,694.94	0.00	0.00	0.00	0.00
4703-80-0012-000-00000-54500	CONSTRUCTION:170RA GRAD/DRAIN	533,330.10	2,832.50	0.00	0.00	0.00
4703-80-0012-000-00000-54502	CONSTRUCTION:170RA S/LI/LA/SID	45,502.25	0.00	0.00	0.00	0.00
4703-80-0012-000-00000-54510	CONSTRUCTION:MUPATH GR/DR	201,815.76	1,504.95	0.00	0.00	0.00
4703-80-0012-000-00000-54520	CONSTRUCTION:MULTIWAYBLVD G/D	4,671,471.32	1,123,538.09	0.00	0.00	0.00
4703-80-0013-000-00000-54501	PARALLEL RD: ROW ACQUISITION	1,797.29	0.00	0.00	0.00	0.00
4703-80-0013-000-00000-54502	PARALLEL RD: CONSTRUCTION	1,134,027.03	10,092.51	0.00	0.00	0.00
4703-80-0013-000-00000-54503	PARALLEL RD: CEI	80,890.75	1,954.98	0.00	0.00	0.00
4703-80-0013-000-00000-54505	PARALLEL RD - PRE-GRANT EXP	746,115.25	0.00	0.00	0.00	0.00
<b>Subtotal Fund : 4703</b>	<b>Subgroup : None</b>	<b>9,968,690.44</b>	<b>1,246,487.21</b>	<b>247.00</b>	<b>294.00</b>	<b>0.00</b>
<b>Fund : [4705]</b>	<b>2018 SALES TAX PROJECTS</b>					
4705-80-0011-000-00000-54500	HHI US278 CORRIDOR TRAFFIC IMP	0.00	0.00	80,000,000.00	24,700.00	0.00
4705-80-0011-000-00000-54505	LADY'S ISLAND CORRIDOR TRAFFIC	0.00	0.00	30,000,000.00	89,430.50	0.00
4705-80-0011-000-00000-54510	SIDEWALKS/MULTIUSE PATHWAYS	0.00	0.00	10,250,000.00	0.00	0.00
<b>Subtotal Fund : 4705</b>	<b>Subgroup : None</b>	<b>0.00</b>	<b>0.00</b>	<b>120,250,000.00</b>	<b>114,130.50</b>	<b>0.00</b>

**Expenditures (detail) subtotaled by category**

Account	Description	3rd PP-ACTUAL 6/30/2018	2nd PP-ACTUAL 6/30/2019	1st PP-FBUDGET 6/30/2020	1st PP-YTD ACTUAL 6/30/2020	REQUESTED BUDGET 6/30/2021
<b>Fund : [4805]</b>	<b>GOVERNMENT CENTER PROJECT</b>					
4805-80-0011-000-00000-54426	RENOVATIONS-COURT & DET CENTER	18,947.11	0.00	0.00	0.00	0.00
<b>Subtotal Fund : 4805</b>	<b>Subgroup : None</b>	<b>18,947.11</b>	<b>0.00</b>	<b>0.00</b>	<b>0.00</b>	<b>0.00</b>
<b>Fund : [4806]</b>	<b>RAIL TRAIL</b>					
4806-80-0011-000-00000-54435	RAIL TRAIL CONSTRUCTION	34,847.00	0.00	0.00	0.00	0.00
<b>Subtotal Fund : 4806</b>	<b>Subgroup : None</b>	<b>34,847.00</b>	<b>0.00</b>	<b>0.00</b>	<b>0.00</b>	<b>0.00</b>
<b>Fund : [5025]</b>	<b>STORMWATER UTILITY</b>					
5025-90-0011-000-00000-54000	VEHICLE PURCHASES	716,408.52	86,617.29	491,250.00	0.00	302,750.00
5025-90-0011-000-00000-54110	DATA PROCESSING EQUIPMENT	0.00	0.00	0.00	0.00	10,519.00
5025-90-0011-000-00000-54200	SPECIALIZED CAPITAL EQUIP	536,460.99	515,162.51	134,190.00	10,352.25	0.00
5025-90-0011-000-00000-54400	LAND ACQUISITION	28,789.65	46,821.29	50,000.00	15,154.98	50,000.00
5025-90-0012-000-00000-54XXX	CAPITAL ASSET CLEARING ACCOUNT	(1,252,869.51)	(612,580.84)	0.00	0.00	0.00
5025-90-0013-000-00000-54000	VEHICLE PURCHASES	0.00	30,739.00	32,500.00	0.00	0.00
5025-90-0013-000-00000-54110	DATA PROCESSING EQUIPMENT	0.00	0.00	31,000.00	0.00	10,519.00
5025-90-0013-000-00000-54200	SPECIALIZED CAPITAL EQUIP	0.00	0.00	20,000.00	0.00	0.00
<b>Subtotal Fund : 5025</b>	<b>Subgroup : None</b>	<b>28,789.65</b>	<b>66,759.25</b>	<b>758,940.00</b>	<b>25,507.23</b>	<b>373,788.00</b>
<b>Fund : [5100]</b>	<b>LADY'S ISLAND AIRPORT</b>					
5100-90-0011-000-00000-54420	RENOVATIONS EXIST BLDGS	8,740.00	0.00	0.00	0.00	0.00
<b>Subtotal Fund : 5100</b>	<b>Subgroup : None</b>	<b>8,740.00</b>	<b>0.00</b>	<b>0.00</b>	<b>0.00</b>	<b>0.00</b>
<b>Fund : [5102]</b>	<b>LADY'S ISLAND AIRPORT CAPITAL</b>					
5102-90-0011-000-00000-54113	TREE REMOVAL	0.00	(6,176.00)	0.00	0.00	0.00
5102-90-0011-000-00000-54130	GRANT 13 FUTURE EXPENSES	69,940.00	0.00	0.00	0.00	0.00
5102-90-0011-000-00000-54131	RWY 07 TREE - CONSTRUCTION	189,649.97	77,816.11	0.00	1,006.25	0.00
5102-90-0011-000-00000-54132	TAXIWAY EXT, APR EXP, HELIPAD	8,354.30	80,506.84	0.00	6,696.76	0.00
5102-90-0011-000-00000-54140	GRNT14 RWY 7/25 LTNG/REHAB TAX	0.00	159,847.44	0.00	672,331.63	0.00
5102-90-0011-000-00000-54980	CAPITAL PROJECTS-POTENTIALGRNT	17,977.18	455,022.82	1,065,298.00	0.00	0.00
<b>Subtotal Fund : 5102</b>	<b>Subgroup : None</b>	<b>285,921.45</b>	<b>767,017.21</b>	<b>1,065,298.00</b>	<b>680,034.64</b>	<b>0.00</b>
<b>Fund : [5400]</b>	<b>HILTON HEAD ISLAND AIRPORT</b>					
5400-90-0011-000-00000-54140	COMMUNICATIONS EQUIPMENT	867.58	0.00	0.00	0.00	0.00
5400-90-0011-000-00000-54450	OTHER IMPROVEMENTS	(2,258.68)	0.00	0.00	0.00	0.00
5400-90-0011-000-00000-54630	CONSULTANTS/PROF SERVICES	40,271.35	350.00	0.00	0.00	0.00
5400-90-0011-000-00000-54XXX	CAPITAL ASSET CLEARING ACCOUNT	(2,056,222.82)	(165,936.72)	0.00	0.00	0.00
<b>Subtotal Fund : 5400</b>	<b>Subgroup : None</b>	<b>(2,017,342.57)</b>	<b>(165,586.72)</b>	<b>0.00</b>	<b>0.00</b>	<b>0.00</b>
<b>Fund : [5402]</b>	<b>HILTON HEAD ISLAND AIRPORT CAPITAL</b>					
5402-90-0011-000-00000-54271	LAND ACQUISITION / EXECAIR	0.00	(2,681.00)	0.00	0.00	0.00
5402-90-0011-000-00000-54274	TREE OBSTRUCTION - SOUTH END	0.00	(5,320.09)	0.00	0.00	0.00
5402-90-0011-000-00000-54301	TREE OBSTRUCTION REMOVAL	0.00	(2,955.80)	0.00	0.00	0.00
5402-90-0011-000-00000-54350	FAA HXD GRANT 35	16,368.60	0.00	0.00	0.00	0.00
5402-90-0011-000-00000-54371	FAA HXD GRANT 37 - ARBORIST	13,744.44	2,544.36	0.00	0.00	0.00
5402-90-0011-000-00000-54372	FAA HXD GRANT 37 - AIRPORT DEV	457,678.41	429,121.88	0.00	1,971.43	0.00
5402-90-0011-000-00000-54390	FAA HXD GRANT 39	9,406,002.88	3,232,912.28	0.00	1,062,280.77	0.00
5402-90-0011-000-00000-54400	FAA HXD AIP 40 EMAS - RWY3 EXT	5,672,882.17	835,998.51	0.00	(6,313.14)	0.00
5402-90-0011-000-00000-54410	FAA HXD GRANT 41	97,061.48	0.00	0.00	0.00	0.00

**Expenditures (detail) subtotaled by category**

Account	Description	3rd PP-ACTUAL 6/30/2018	2nd PP-ACTUAL 6/30/2019	1st PP-FBUDGET 6/30/2020	1st PP-YTD ACTUAL 6/30/2020	REQUESTED BUDGET 6/30/2021
5402-90-0011-000-00000-54420	FAA HXD AIP GRANT 42	0.00	2,201,907.46	0.00	0.00	0.00
5402-90-0011-000-00000-54430	FAA HXD AIP GRNT43 (ENVASSESS)	0.00	0.00	0.00	230.90	0.00
5402-90-0011-000-00000-54630	CONSULTANTS/PROF SERVICES	(95,448.98)	0.00	0.00	0.00	0.00
5402-90-0011-000-00000-54903	LAND ACQUISITION RWY 03	10,990.05	0.00	0.00	0.00	0.00
5402-90-0011-000-00000-54921	LAND ACQUISITION RWY 21	39,699.15	(80,988.76)	0.00	0.00	0.00
5402-90-0011-000-00000-54980	CAPITAL PROJECTS-POTENTIALGRNT	2,054,266.49	(2,161,156.69)	3,950,000.00	0.00	0.00
5402-90-0011-000-00000-54981	CAPITAL PROJECTS - TERMINAL	0.00	503,098.04	0.00	549,722.73	0.00
5402-90-0011-000-00000-54983	CAPITAL PROJECTS - HUNTER RD	0.00	10,125.46	0.00	92,111.46	0.00
5402-90-0011-000-00000-54984	CAPITAL PROJECTS - ST. JAMES	0.00	7,728.41	0.00	30,034.26	0.00
5402-90-0011-000-00000-54985	CAPITAL PROJECTS -PROPERTY ACQ	0.00	0.00	0.00	3,141,432.18	0.00
<b>Subtotal Fund : 5402</b>	<b>Subgroup : None</b>	<b>17,673,244.69</b>	<b>4,970,334.06</b>	<b>3,950,000.00</b>	<b>4,871,470.59</b>	<b>0.00</b>
<b>Subtotal All Funds Presented</b>	<b>Subgroup : None</b>	<b>39,316,592.29</b>	<b>42,557,224.63</b>	<b>198,443,524.00</b>	<b>14,373,257.91</b>	<b>5,030,980.00</b>
<b>All Funds Presented</b>	<b>Group Total [54] CAPITAL</b>	<b>39,316,592.29</b>	<b>42,557,224.63</b>	<b>198,443,524.00</b>	<b>14,373,257.91</b>	<b>5,030,980.00</b>
<b>Group : [55]</b>	<b>SUBSIDIES</b>					
<b>Subgroup : None</b>						
<b>Fund : [1000]</b>	<b>GEN FUND</b>					
1000-10-1005-000-00000-55000	DIRECT SUBSIDIES	50,000.00	0.00	0.00	0.00	0.00
1000-10-1098-000-00000-55230	SOLICITOR	0.00	0.00	1,887,500.00	1,887,500.00	1,887,500.00
1000-10-1101-000-00000-55000	DIRECT SUBSIDIES	30,000.00	15,000.00	25,000.00	14,000.00	0.00
1000-10-1104-000-00000-55000	SC DEPT OF COMMERCE - ECON DEV	340,000.00	100,000.00	0.00	50,000.00	0.00
1000-10-1140-000-00000-55000	DIRECT SUBSIDIES	0.00	0.00	0.00	0.00	20,000.00
1000-10-1198-000-00000-55200	LRTA / PALMETTO BREEZE	217,344.00	228,844.00	348,857.00	261,642.75	357,052.00
1000-10-1198-000-00000-55202	MILITARY ENHANCEMENT COMMITTEE	35,000.00	81,250.00	62,000.00	62,000.00	62,000.00
1000-10-1198-000-00000-55204	BEAUFORT SOIL AND WATER CONVER	18,500.00	24,000.00	25,000.00	25,000.00	25,000.00
1000-10-1198-000-00000-55210	L C O G	121,675.00	121,675.00	121,675.00	91,256.25	121,675.00
1000-10-1198-000-00000-55212	LCOG / MPO FUNDING	18,756.00	0.00	21,542.00	24,669.00	25,000.00
1000-10-1198-000-00000-55215	LCOG / HOME CONSORTIUM	56,000.00	56,000.00	56,000.00	42,000.00	56,000.00
1000-10-1198-000-00000-55230	SOLICITOR	1,245,000.00	1,424,500.00	0.00	0.00	0.00
1000-10-1198-000-00000-55240	ECONOMIC DEVELOPMENT PARTNR	311,643.34	390,000.00	495,000.00	371,250.00	495,000.00
1000-10-1198-000-00000-55250	SMALL BUSINESS DEVELOPMENT CTR	25,000.00	25,000.00	35,000.00	35,000.00	35,000.00
1000-20-1210-000-00000-55295	BEAUFORT MARINE RESCUE SQ	10,000.00	10,000.00	10,000.00	5,000.00	10,000.00
1000-20-1220-000-00000-55000	DIRECT SUBSIDIES	50,000.00	50,000.00	50,000.00	0.00	50,000.00
1000-20-1230-000-00000-55296	HAIG POINT TRANSPORT	7,500.00	0.00	0.00	0.00	0.00
1000-40-1498-000-00000-55120	PAYMENTS TO A COMMUNITY CARING	81,000.00	81,000.00	81,000.00	81,000.00	0.00
1000-50-1510-000-00000-55010	FOSTER CARE	6,000.00	6,000.00	6,000.00	6,000.00	0.00
1000-50-1510-000-00000-55020	EMERGENCY ASSISTANCE	48,667.00	48,643.00	48,667.00	35,093.66	0.00
1000-50-1598-000-00000-55600	TOGETHER FOR BEAUFORT	345,715.00	398,000.00	398,000.00	398,000.00	500,000.00
1000-60-1603-000-00000-55000	DIRECT SUBSIDIES	215,000.00	215,000.00	275,000.00	206,250.00	275,000.00
<b>Subtotal Fund : 1000</b>	<b>Subgroup : None</b>	<b>3,232,800.34</b>	<b>3,274,912.00</b>	<b>3,946,241.00</b>	<b>3,595,661.66</b>	<b>3,919,227.00</b>
<b>Fund : [1010]</b>	<b>GEN FUND - ECON DEV</b>					
1010-10-0011-000-00000-55240	ECONOMIC DEVELOPMENT	0.00	19,600.00	508,594.00	444,800.00	508,594.00
<b>Subtotal Fund : 1010</b>	<b>Subgroup : None</b>	<b>0.00</b>	<b>19,600.00</b>	<b>508,594.00</b>	<b>444,800.00</b>	<b>508,594.00</b>
<b>Fund : [1401]</b>	<b>GEN FUND - INDIGENT CARE - BMH</b>					
1401-40-0011-000-00000-55110	BEAUFORT MEMORIAL HOSPITAL	100,000.00	650,000.00	978,066.00	978,066.00	978,066.00
<b>Subtotal Fund : 1401</b>	<b>Subgroup : None</b>	<b>100,000.00</b>	<b>650,000.00</b>	<b>978,066.00</b>	<b>978,066.00</b>	<b>978,066.00</b>

**Expenditures (detail) subtotaled by category**

Account	Description	3rd PP-ACTUAL 6/30/2018	2nd PP-ACTUAL 6/30/2019	1st PP-FBUDGET 6/30/2020	1st PP-YTD ACTUAL 6/30/2020	REQUESTED BUDGET 6/30/2021
<b>Fund : [1402]</b>	<b>GEN FUND - INDIGENT CARE - BJHCHS</b>					
1402-40-0011-000-00000-55130	BEAUFORT JASPER HAMPTON COMP H	900,000.00	900,000.00	919,382.00	919,382.00	919,382.00
<b>Subtotal Fund : 1402</b>	<b>Subgroup : None</b>	<b>900,000.00</b>	<b>900,000.00</b>	<b>919,382.00</b>	<b>919,382.00</b>	<b>919,382.00</b>
<b>Fund : [1600]</b>	<b>GEN FUND - HIGHER EDUCATION</b>					
1600-60-0011-000-00000-55140	PAYMENTS TO T C L	2,171,720.00	2,254,645.00	2,318,016.00	2,318,016.00	2,318,016.00
1600-60-0011-000-00000-55150	PAYMENTS TO USC-B	2,171,720.00	2,254,645.00	2,318,016.00	2,318,016.00	2,318,016.00
<b>Subtotal Fund : 1600</b>	<b>Subgroup : None</b>	<b>4,343,440.00</b>	<b>4,509,290.00</b>	<b>4,636,032.00</b>	<b>4,636,032.00</b>	<b>4,636,032.00</b>
<b>Fund : [2000]</b>	<b>STATE ATAX</b>					
2000-10-0011-000-00000-55000	DIRECT SUBSIDIES	550,000.00	490,000.00	550,000.00	545,000.00	250,000.00
2000-10-0011-000-00000-55240	BFT CHAMBER OF COMMERCE	109,635.42	119,995.20	123,250.00	52,624.86	61,625.00
2000-10-0011-000-00000-55280	HHI - BLUFFTON CHAMBER OF COMM	109,635.42	119,995.20	123,250.00	52,624.86	61,625.00
<b>Subtotal Fund : 2000</b>	<b>Subgroup : None</b>	<b>769,270.84</b>	<b>729,990.40</b>	<b>796,500.00</b>	<b>650,249.72</b>	<b>373,250.00</b>
<b>Fund : [2001]</b>	<b>LOCAL ATAX</b>					
2001-10-0011-000-00000-55010	OTHER SUBSIDIES	338,350.00	0.00	367,678.00	0.00	0.00
2001-10-0011-000-00000-55100	COUNTY WIDE ADVERTISING	350,000.00	350,000.00	350,000.00	350,000.00	0.00
2001-10-0011-000-00000-55120	RIVER / BEACH ACCESS PROJECTS	96,941.01	491,106.83	500,000.00	44,594.30	0.00
<b>Subtotal Fund : 2001</b>	<b>Subgroup : None</b>	<b>785,291.01</b>	<b>841,106.83</b>	<b>1,217,678.00</b>	<b>394,594.30</b>	<b>0.00</b>
<b>Fund : [2002]</b>	<b>LOCAL HTAX</b>					
2002-10-0011-000-00000-55000	DIRECT SUBSIDIES	0.00	3,243,000.00	740,178.00	0.00	0.00
<b>Subtotal Fund : 2002</b>	<b>Subgroup : None</b>	<b>0.00</b>	<b>3,243,000.00</b>	<b>740,178.00</b>	<b>0.00</b>	<b>0.00</b>
<b>Fund : [2201]</b>	<b>BCSO E-911</b>					
2201-20-0011-000-00000-55000	DIRECT SUBSIDIES	123,297.54	125,650.46	125,650.00	63,275.13	125,650.00
2201-20-0011-000-00000-55020	TOWN OF HH STATE REIMBURSMT	35,546.20	0.00	0.00	168,497.60	0.00
<b>Subtotal Fund : 2201</b>	<b>Subgroup : None</b>	<b>158,843.74</b>	<b>125,650.46</b>	<b>125,650.00</b>	<b>231,772.73</b>	<b>125,650.00</b>
<b>Fund : [2202]</b>	<b>BCSO HAZ MAT TRUST</b>					
2202-20-0011-000-00000-55000	DIRECT SUBSIDIES	11,677.00	23,530.32	25,000.00	23,354.00	25,000.00
<b>Subtotal Fund : 2202</b>	<b>Subgroup : None</b>	<b>11,677.00</b>	<b>23,530.32</b>	<b>25,000.00</b>	<b>23,354.00</b>	<b>25,000.00</b>
<b>Fund : [2503]</b>	<b>COSY</b>					
2503-50-0011-000-00000-55005	SC DEPT OF HEALTH (COSY)	98,616.00	98,616.00	98,616.00	98,616.00	103,616.00
2503-50-0011-000-00000-55010	COASTAL COMMUNITY FOUNDATION	0.00	4,750.00	26,820.00	0.00	28,720.00
<b>Subtotal Fund : 2503</b>	<b>Subgroup : None</b>	<b>98,616.00</b>	<b>103,366.00</b>	<b>125,436.00</b>	<b>98,616.00</b>	<b>132,336.00</b>
<b>Fund : [2545]</b>	<b>HUD - HOMES CONSORTIUM PROGRAM</b>					
2545-50-0011-000-00000-55210	L C O G	602,381.30	388,058.39	500,000.00	356,267.37	500,000.00
<b>Subtotal Fund : 2545</b>	<b>Subgroup : None</b>	<b>602,381.30</b>	<b>388,058.39</b>	<b>500,000.00</b>	<b>356,267.37</b>	<b>500,000.00</b>
<b>Fund : [2546]</b>	<b>DAUFUSKIE FERRY</b>					
2546-50-0011-000-00000-55540	DAUFUSKIE FERRY TRANSP'T	436,892.05	445,237.08	450,000.00	297,322.56	480,000.00
<b>Subtotal Fund : 2546</b>	<b>Subgroup : None</b>	<b>436,892.05</b>	<b>445,237.08</b>	<b>450,000.00</b>	<b>297,322.56</b>	<b>480,000.00</b>
<b>Subtotal All Funds Presented</b>	<b>Subgroup : None</b>	<b>11,439,212.28</b>	<b>15,253,741.48</b>	<b>14,968,757.00</b>	<b>12,626,118.34</b>	<b>12,597,537.00</b>

**Expenditures (detail) subtotaled by category**

Account	Description	3rd PP-ACTUAL 6/30/2018	2nd PP-ACTUAL 6/30/2019	1st PP-FBUDGET 6/30/2020	1st PP-YTD ACTUAL 6/30/2020	REQUESTED BUDGET 6/30/2021
<b>All Funds Presented</b>	<b>Group Total [55] SUBSIDIES</b>	<b>11,439,212.28</b>	<b>15,253,741.48</b>	<b>14,968,757.00</b>	<b>12,626,118.34</b>	<b>12,597,537.00</b>
<b>Group : [56-57]</b>	<b>OTHER</b>					
<b>Subgroup : None</b>						
<b>Fund : [1000]</b>	<b>GEN FUND</b>					
1000-10-1005-000-00000-56000	GENERAL CONTINGENCY	749,999.94	0.00	0.00	0.00	0.00
1000-10-1020-000-00000-57900	CREDIT CARD FEES	292,975.83	358,905.12	275,000.00	107,940.61	300,000.00
1000-10-1100-000-00000-56100	ADMIN'S CONTINGENCY	137,813.43	116,481.94	100,000.00	19,089.67	100,000.00
1000-20-1230-000-00000-57900	CREDIT CARD FEES	637.80	378.40	500.00	0.00	500.00
1000-20-1260-000-00000-57900	CREDIT CARD FEES	6,715.38	9,762.33	0.00	0.00	0.00
1000-20-1270-000-00000-57900	CREDIT CARD FEES	1,367.70	1,349.27	1,500.00	2,858.09	1,500.00
1000-60-1600-000-00000-57900	CREDIT CARD FEES	11,423.32	17,368.82	0.00	10,637.66	14,000.00
1000-60-1620-000-00000-57900	CREDIT CARD FEES	1,684.28	2,749.31	0.00	963.94	0.00
<b>Subtotal Fund : 1000</b>	<b>Subgroup : None</b>	<b>1,202,617.68</b>	<b>506,995.19</b>	<b>377,000.00</b>	<b>141,489.97</b>	<b>416,000.00</b>
<b>Fund : [2011]</b>	<b>TREASURER EXECUTION FEES</b>					
2011-10-0011-000-00000-57700	TRUST FUNDS DISBURSED	12,470.80	960.86	0.00	175.00	0.00
<b>Subtotal Fund : 2011</b>	<b>Subgroup : None</b>	<b>12,470.80</b>	<b>960.86</b>	<b>0.00</b>	<b>175.00</b>	<b>0.00</b>
<b>Fund : [2033]</b>	<b>GROUP BENEFITS</b>					
2033-10-0011-000-00000-57700	TRUST FUNDS DISBURSED	179,014.21	242,368.65	0.00	207,970.67	0.00
<b>Subtotal Fund : 2033</b>	<b>Subgroup : None</b>	<b>179,014.21</b>	<b>242,368.65</b>	<b>0.00</b>	<b>207,970.67</b>	<b>0.00</b>
<b>Fund : [2220]</b>	<b>EMS DONATIONS</b>					
2220-20-0011-000-00000-57700	TRUST FUNDS DISBURSED	1,528.58	668.63	0.00	0.00	0.00
<b>Subtotal Fund : 2220</b>	<b>Subgroup : None</b>	<b>1,528.58</b>	<b>668.63</b>	<b>0.00</b>	<b>0.00</b>	<b>0.00</b>
<b>Fund : [2241]</b>	<b>DETENTION CENTER TRUST</b>					
2241-20-0011-000-00000-57700	TRUST FUNDS DISBURSED	81,838.45	80,460.35	120,000.00	66,913.69	120,000.00
<b>Subtotal Fund : 2241</b>	<b>Subgroup : None</b>	<b>81,838.45</b>	<b>80,460.35</b>	<b>120,000.00</b>	<b>66,913.69</b>	<b>120,000.00</b>
<b>Fund : [2242]</b>	<b>DETENTION CENTER ALIEN ASSIST</b>					
2242-20-0011-000-00000-57700	TRUST FUNDS DISBURSED	7,154.10	1,256.32	25,000.00	46,338.97	25,000.00
<b>Subtotal Fund : 2242</b>	<b>Subgroup : None</b>	<b>7,154.10</b>	<b>1,256.32</b>	<b>25,000.00</b>	<b>46,338.97</b>	<b>25,000.00</b>
<b>Fund : [2256]</b>	<b>BCSO</b>					
2256-20-0011-000-00000-57700	TRUST FUNDS DISBURSED	2,450.00	182.68	0.00	0.00	0.00
<b>Subtotal Fund : 2256</b>	<b>Subgroup : None</b>	<b>2,450.00</b>	<b>182.68</b>	<b>0.00</b>	<b>0.00</b>	<b>0.00</b>
<b>Fund : [2258]</b>	<b>BCSO DRUG TRUST</b>					
2258-20-0011-000-00000-57700	TRUST FUNDS DISBURSED - NARCOT	7,191.50	6,945.90	0.00	5,942.41	0.00
2258-20-0011-000-00000-57702	TRUST FUNDS DISBURSED - CHARIT	9,271.30	7,589.74	0.00	0.00	0.00
2258-20-0011-000-00000-57703	TRUST FUNDS DISBURSED - GEN	18,841.55	11,925.34	0.00	13,740.83	0.00
2258-20-0011-000-00000-57704	TRUST FUNDS DISBURSED - SEX OF	8,184.06	7,419.41	0.00	4,392.39	0.00
<b>Subtotal Fund : 2258</b>	<b>Subgroup : None</b>	<b>43,488.41</b>	<b>33,880.39</b>	<b>0.00</b>	<b>24,075.63</b>	<b>0.00</b>
<b>Fund : [2612]</b>	<b>LIBRARY TRUST</b>					
2612-60-0011-000-00000-57700	TRUST FUNDS DISBURSED	2,784.61	5,287.28	0.00	4,219.23	0.00
<b>Subtotal Fund : 2612</b>	<b>Subgroup : None</b>	<b>2,784.61</b>	<b>5,287.28</b>	<b>0.00</b>	<b>4,219.23</b>	<b>0.00</b>

**Expenditures (detail) subtotaled by category**

Account	Description	3rd PP-ACTUAL 6/30/2018	2nd PP-ACTUAL 6/30/2019	1st PP-FBUDGET 6/30/2020	1st PP-YTD ACTUAL 6/30/2020	REQUESTED BUDGET 6/30/2021
<b>Fund : [4008]</b>	<b>2013 GO BOND PROJECTS</b>					
4008-80-0011-000-00000-56000	GENERAL CONTINGENCY	0.00	0.00	145,588.00	0.00	0.00
<b>Subtotal Fund : 4008</b>	<b>Subgroup : None</b>	<b>0.00</b>	<b>0.00</b>	<b>145,588.00</b>	<b>0.00</b>	<b>0.00</b>
<b>Fund : [4010]</b>	<b>2017 GO BOND PROJECTS</b>					
4010-80-0011-000-00000-56000	GENERAL CONTINGENCY	0.00	0.00	304,868.00	0.00	0.00
<b>Subtotal Fund : 4010</b>	<b>Subgroup : None</b>	<b>0.00</b>	<b>0.00</b>	<b>304,868.00</b>	<b>0.00</b>	<b>0.00</b>
<b>Fund : [4011]</b>	<b>2019 GO BOND PROJECTS</b>					
4011-80-0011-000-00000-56000	GENERAL CONTINGENCY	0.00	0.00	224,765.00	0.00	0.00
<b>Subtotal Fund : 4011</b>	<b>Subgroup : None</b>	<b>0.00</b>	<b>0.00</b>	<b>224,765.00</b>	<b>0.00</b>	<b>0.00</b>
<b>Subtotal All Funds Presented</b>	<b>Subgroup : None</b>	<b>1,533,346.84</b>	<b>872,060.35</b>	<b>1,197,221.00</b>	<b>491,183.16</b>	<b>561,000.00</b>
<b>All Funds Presented</b>	<b>Group Total [56-57] OTHER</b>	<b>1,533,346.84</b>	<b>872,060.35</b>	<b>1,197,221.00</b>	<b>491,183.16</b>	<b>561,000.00</b>
<b>Group : [580]</b>	<b>COST OF SALES</b>					
<b>Subgroup : None</b>						
<b>Fund : [5100]</b>	<b>LADY'S ISLAND AIRPORT</b>					
5100-90-0011-000-00000-58000	PURCHASES-FUELS/LUBES	295,853.83	259,155.54	323,000.00	183,451.44	300,000.00
5100-90-0011-000-00000-58030	PURCHASES-CONCESSIONS	875.64	1,783.22	3,000.00	1,709.00	3,000.00
<b>Subtotal Fund : 5100</b>	<b>Subgroup : None</b>	<b>296,729.47</b>	<b>260,938.76</b>	<b>326,000.00</b>	<b>185,160.44</b>	<b>303,000.00</b>
<b>Subtotal All Funds Presented</b>	<b>Subgroup : None</b>	<b>296,729.47</b>	<b>260,938.76</b>	<b>326,000.00</b>	<b>185,160.44</b>	<b>303,000.00</b>
<b>All Funds Presented</b>	<b>Group Total [580] COST OF SALES</b>	<b>296,729.47</b>	<b>260,938.76</b>	<b>326,000.00</b>	<b>185,160.44</b>	<b>303,000.00</b>
<b>Group : [585]</b>	<b>DEPRECIATION</b>					
<b>Subgroup : None</b>						
<b>Fund : [5000]</b>	<b>ISF - GARAGE FUND</b>					
5000-10-0011-000-00000-58500	DEPRECIATION EXPENSE	8,917.48	8,767.48	9,000.00	0.00	7,200.00
<b>Subtotal Fund : 5000</b>	<b>Subgroup : None</b>	<b>8,917.48</b>	<b>8,767.48</b>	<b>9,000.00</b>	<b>0.00</b>	<b>7,200.00</b>
<b>Fund : [5025]</b>	<b>STORMWATER UTILITY</b>					
5025-90-0011-000-00000-58500	DEPRECIATION EXPENSE	289,174.68	362,832.93	440,106.00	0.00	523,419.00
5025-90-0012-000-00000-58500	DEPRECIATION EXPENSE	16,507.71	3,898.72	3,899.00	0.00	3,899.00
5025-90-0013-000-00000-58500	DEPRECIATION EXPENSE	0.00	28,435.86	30,998.00	0.00	28,354.00
<b>Subtotal Fund : 5025</b>	<b>Subgroup : None</b>	<b>305,682.39</b>	<b>395,167.51</b>	<b>475,003.00</b>	<b>0.00</b>	<b>555,672.00</b>
<b>Fund : [5100]</b>	<b>LADY'S ISLAND AIRPORT</b>					
5100-90-0011-000-00000-58500	DEPRECIATION EXPENSE	54,005.63	54,005.63	55,000.00	40,504.22	55,000.00
<b>Subtotal Fund : 5100</b>	<b>Subgroup : None</b>	<b>54,005.63</b>	<b>54,005.63</b>	<b>55,000.00</b>	<b>40,504.22</b>	<b>55,000.00</b>
<b>Fund : [5400]</b>	<b>HILTON HEAD ISLAND AIRPORT</b>					
5400-90-0011-000-00000-58500	DEPRECIATION EXPENSE	571,309.23	569,055.32	550,000.00	426,791.25	550,000.00
<b>Subtotal Fund : 5400</b>	<b>Subgroup : None</b>	<b>571,309.23</b>	<b>569,055.32</b>	<b>550,000.00</b>	<b>426,791.25</b>	<b>550,000.00</b>
<b>Subtotal All Funds Presented</b>	<b>Subgroup : None</b>	<b>939,914.73</b>	<b>1,026,995.94</b>	<b>1,089,003.00</b>	<b>467,295.47</b>	<b>1,167,872.00</b>
<b>All Funds Presented</b>	<b>Group Total [585] DEPRECIATION</b>	<b>939,914.73</b>	<b>1,026,995.94</b>	<b>1,089,003.00</b>	<b>467,295.47</b>	<b>1,167,872.00</b>

**Expenditures (detail) subtotaled by category**

Account	Description	3rd PP-ACTUAL 6/30/2018	2nd PP-ACTUAL 6/30/2019	1st PP-FBUDGET 6/30/2020	1st PP-YTD ACTUAL 6/30/2020	REQUESTED BUDGET 6/30/2021
<b>Group : [59]</b>	<b>TRANSFERS OUT</b>					
<b>Subgroup : None</b>						
<b>Fund : [1000]</b>	<b>GEN FUND</b>					
1000-10-1999-000-00000-59202	XFER TO DAUFUSKIE FERRY FUND	305,240.89	262,075.00	180,000.00	180,000.00	180,000.00
1000-10-1999-000-00000-59229	XFER TO CDBG/LCOG PROJECT FUND	0.00	607,419.00	0.00	0.00	0.00
1000-10-1999-000-00000-59241	XFER TO DSN ADMIN FUND	2,869,938.00	3,036,453.00	3,160,600.00	3,160,600.00	0.00
1000-10-1999-000-00000-59261	XFER TO A&D PROGRAMS FUND	587,503.00	596,533.00	626,605.00	626,605.00	0.00
1000-10-1999-000-00000-59271	XFER TO VICTIM ASST PRGM FUND	28,128.00	32,777.00	31,573.00	31,573.00	31,573.00
1000-10-1999-000-00000-59273	XFER TO SCHL RESC OFFICER FUND	153,228.00	161,631.00	155,691.00	155,691.00	155,691.00
1000-10-1999-000-00000-59274	XFER TO SHERIFF GRANT FUND	265,000.00	0.00	0.00	0.00	0.00
1000-10-1999-000-00000-59281	XFER TO COSY PROGRAM FUND	168,316.00	181,976.00	186,003.00	186,003.00	186,003.00
1000-10-1999-000-00000-59510	XFER TO GARAGE FUND	667,501.61	588,087.82	0.00	0.00	0.00
1000-10-1999-000-00000-59651	XFER TO PUBLIC DEFENDER	849,809.00	849,809.00	899,809.00	899,809.00	899,809.00
<b>Subtotal Fund : 1000</b>	<b>Subgroup : None</b>	<b>5,894,664.50</b>	<b>6,316,760.82</b>	<b>5,240,281.00</b>	<b>5,240,281.00</b>	<b>1,453,076.00</b>
<b>Fund : [2000]</b>	<b>STATE ATAX</b>					
2000-10-0011-000-00000-59100	XFER TO GENERAL FUND	61,545.15	64,998.40	68,750.00	42,541.62	45,000.00
2000-10-0011-000-00000-592002	XFER TO HOSPITALITY TAX	50,000.00	0.00	0.00	0.00	0.00
<b>Subtotal Fund : 2000</b>	<b>Subgroup : None</b>	<b>111,545.15</b>	<b>64,998.40</b>	<b>68,750.00</b>	<b>42,541.62</b>	<b>45,000.00</b>
<b>Fund : [2002]</b>	<b>LOCAL HTAX</b>					
2002-10-0011-000-00000-59100	XFER TO GENERAL FUND	1,500,000.00	1,500,000.00	1,500,000.00	1,500,000.00	1,500,000.00
<b>Subtotal Fund : 2002</b>	<b>Subgroup : None</b>	<b>1,500,000.00</b>	<b>1,500,000.00</b>	<b>1,500,000.00</b>	<b>1,500,000.00</b>	<b>1,500,000.00</b>
<b>Fund : [2010]</b>	<b>LOCAL ADMISSIONS FEES</b>					
2010-10-0011-000-00000-59325	XFER TO BLUFN PARKWAY D S FUND	2,000,000.00	1,800,000.00	962,488.00	962,488.00	1,214,722.00
<b>Subtotal Fund : 2010</b>	<b>Subgroup : None</b>	<b>2,000,000.00</b>	<b>1,800,000.00</b>	<b>962,488.00</b>	<b>962,488.00</b>	<b>1,214,722.00</b>
<b>Fund : [2302]</b>	<b>ROAD IMPACT FEES - BLUFFTON</b>					
2302-30-0011-000-00000-59325	XFER TO BLUFN PARKWAY D S FUND	1,006,294.00	1,133,980.00	2,076,852.00	2,076,852.00	1,917,983.00
<b>Subtotal Fund : 2302</b>	<b>Subgroup : None</b>	<b>1,006,294.00</b>	<b>1,133,980.00</b>	<b>2,076,852.00</b>	<b>2,076,852.00</b>	<b>1,917,983.00</b>
<b>Fund : [2342]</b>	<b>COUNTYWIDE MOTOR VEHICLE FEES</b>					
2342-30-0011-00C-00000-59SRF	XFER TO SPEC REVENUE FUNDS	0.00	6,525,302.00	0.00	0.00	0.00
<b>Subtotal Fund : 2342</b>	<b>Subgroup : None</b>	<b>0.00</b>	<b>6,525,302.00</b>	<b>0.00</b>	<b>0.00</b>	<b>0.00</b>
<b>Fund : [2441]</b>	<b>DSN - ADMIN</b>					
2441-40-0011-000-00000-59DSN	XFERS TO BCDSN FUNDS	0.00	2,891,008.70	0.00	0.00	0.00
<b>Subtotal Fund : 2441</b>	<b>Subgroup : None</b>	<b>0.00</b>	<b>2,891,008.70</b>	<b>0.00</b>	<b>0.00</b>	<b>0.00</b>
<b>Fund : [4010]</b>	<b>2017 GO BOND PROJECTS</b>					
4010-80-0011-000-00000-59229	XFER TO CDBG/LCOG PROJECT FUND	0.00	457,447.00	0.00	0.00	0.00
4010-80-0011-000-00000-59SRF	XFER TO SPEC REVENUE FUNDS	0.00	29,899.00	0.00	0.00	0.00
<b>Subtotal Fund : 4010</b>	<b>Subgroup : None</b>	<b>0.00</b>	<b>487,346.00</b>	<b>0.00</b>	<b>0.00</b>	<b>0.00</b>
<b>Fund : [4011]</b>	<b>2019 GO BOND PROJECTS</b>					
4011-80-0011-000-00000-59480	INTRA XFER TO HHI AIR CAP FUND	0.00	200,000.00	0.00	0.00	0.00
<b>Subtotal Fund : 4011</b>	<b>Subgroup : None</b>	<b>0.00</b>	<b>200,000.00</b>	<b>0.00</b>	<b>0.00</b>	<b>0.00</b>



**Expenditures (detail) subtotaled by category**

Account	Description	3rd PP-ACTUAL 6/30/2018	2nd PP-ACTUAL 6/30/2019	1st PP-FBUDGET 6/30/2020	1st PP-YTD ACTUAL 6/30/2020	REQUESTED BUDGET 6/30/2021
<b>Fund : [4500]</b>	<b>RURAL &amp; CRITICAL LANDS PROGRAM</b>					
4500-80-0011-000-00000-594502	XFER TO R&C LANDS PASSIVE PRKS	0.00	2,910,000.00	0.00	0.00	0.00
<b>Subtotal Fund : 4500</b>	<b>Subgroup : None</b>	<b>0.00</b>	<b>2,910,000.00</b>	<b>0.00</b>	<b>0.00</b>	<b>0.00</b>
<b>Fund : [4701]</b>	<b>2006 SALES TAX PROJECTS</b>					
4701-80-1410-000-00000-594703	XFER TO BOUNDARY ST - BTAG	2,146,810.19	0.00	0.00	0.00	0.00
<b>Subtotal Fund : 4701</b>	<b>Subgroup : None</b>	<b>2,146,810.19</b>	<b>0.00</b>	<b>0.00</b>	<b>0.00</b>	<b>0.00</b>
<b>Fund : [4805]</b>	<b>GOVERNMENT CENTER PROJECT</b>					
4805-80-0011-000-00000-59CAP	XFER TO CAPITAL PROJECT FUNDS	0.00	138,796.24	0.00	0.00	0.00
<b>Subtotal Fund : 4805</b>	<b>Subgroup : None</b>	<b>0.00</b>	<b>138,796.24</b>	<b>0.00</b>	<b>0.00</b>	<b>0.00</b>
<b>Subtotal All Funds Presented</b>	<b>Subgroup : None</b>	<b>12,659,313.84</b>	<b>23,968,192.16</b>	<b>9,848,371.00</b>	<b>9,822,162.62</b>	<b>6,130,781.00</b>
<b>All Funds Presented</b>	<b>Group Total [59] TRANSFERS OUT</b>	<b>12,659,313.84</b>	<b>23,968,192.16</b>	<b>9,848,371.00</b>	<b>9,822,162.62</b>	<b>6,130,781.00</b>
	<b>Sum of Account Groups</b>	<b>251,054,850.64</b>	<b>239,383,190.85</b>	<b>398,931,745.00</b>	<b>156,726,746.55</b>	<b>202,744,786.25</b>

**Revenues (totals only)**

Account	Description	3rd PP-ACTUAL 6/30/2018	2nd PP-ACTUAL 6/30/2019	1st PP-FBUDGET 6/30/2020	1st PP-YTD ACTUAL 6/30/2020	REQUESTED BUDGET 6/30/2021
<b>Group : [41]</b>	<b>AD VALOREM TAXES</b>					
Fund : 1000	GEN FUND	(97,418,603.51)	(99,471,186.99)	(97,887,160.00)	(102,672,775.95)	(95,447,489.31)
Fund : 1010	GEN FUND - ECON DEV	0.00	(500,000.00)	(508,594.00)	0.00	(508,594.00)
Fund : 1040	GEN FUND - CAPITAL	0.00	0.00	(1,288,734.00)	0.00	(1,288,734.00)
Fund : 1401	GEN FUND - INDIGENT CARE - BMH	0.00	0.00	(978,066.00)	0.00	(978,066.00)
Fund : 1402	GEN FUND - INDIGENT CARE - BJHCHS	0.00	0.00	(919,382.00)	0.00	(919,382.00)
Fund : 1600	GEN FUND - HIGHER EDUCATION	0.00	0.00	(4,636,032.00)	0.00	(4,636,032.00)
Fund : 2003	RURAL & CRITICAL DEBT SERVICE	(8,774,674.35)	(9,103,644.82)	(10,557,326.00)	(10,347,344.23)	(10,448,326.00)
Fund : 2311	WASTE MGMT RECYCLING SUBSIDY	0.00	0.00	0.00	0.00	0.00
Fund : 3000	COUNTYWIDE DEBT SERVICE	(10,171,189.03)	(10,587,340.85)	(10,948,300.00)	(10,401,549.22)	(10,820,300.00)
Fund : 4800	MCIP BLUFFTON	(140,786.21)	0.00	0.00	0.00	0.00
<b>Subtotal All Funds Presented</b>	<b>Group [41] AD VALOREM TAXES</b>	<b>(116,505,253.10)</b>	<b>(119,662,172.66)</b>	<b>(127,723,594.00)</b>	<b>(123,421,669.40)</b>	<b>(125,046,923.31)</b>
<b>Group : [42]</b>	<b>LICENSES AND PERMITS</b>					
Fund : 1000	GEN FUND	(4,122,330.97)	(3,640,442.91)	(4,055,200.00)	(2,137,551.60)	(3,000,500.00)
Fund : 2001	LOCAL ATAX	(1,248,700.24)	(1,237,638.45)	(1,300,000.00)	(903,149.30)	(650,000.00)
Fund : 2002	LOCAL HTAX	(2,305,879.44)	(2,332,812.94)	(2,300,000.00)	(1,391,975.29)	(1,150,000.00)
Fund : 2010	LOCAL ADMISSIONS FEES	(1,830,586.04)	(1,913,054.75)	(1,900,000.00)	(1,104,392.25)	(950,000.00)
Fund : 2202	BCSO HAZ MAT TRUST	(32,100.00)	(31,550.00)	(30,000.00)	(32,100.00)	(30,000.00)
<b>Subtotal All Funds Presented</b>	<b>Group [42] LICENSES AND PERMITS</b>	<b>(9,539,596.69)</b>	<b>(9,155,499.05)</b>	<b>(9,585,200.00)</b>	<b>(5,569,168.44)</b>	<b>(5,780,500.00)</b>
<b>Group : [43]</b>	<b>INTERGOVERNMENTAL</b>					
Fund : 0242	GEN FUND - TT ENG	(162,513.38)	(132,296.38)	0.00	(25,798.16)	0.00
Fund : 1000	GEN FUND	(36,156,554.03)	(16,156,951.12)	(9,249,610.00)	(2,256,853.18)	(8,046,889.10)
Fund : 2000	STATE ATAX	(755,902.85)	(824,967.97)	(850,000.00)	(506,635.18)	(425,000.00)
Fund : 2001	LOCAL ATAX	(118,066.70)	(16,005.00)	0.00	0.00	0.00
Fund : 2002	LOCAL HTAX	0.00	(163,700.31)	0.00	0.00	0.00
Fund : 2003	RURAL & CRITICAL DEBT SERVICE	(189,174.55)	(197,124.15)	(196,400.00)	(5,414.92)	(196,400.00)
Fund : 2032	MISCELLANEOUS GRANTS	(4,945.60)	0.00	0.00	0.00	0.00
Fund : 2100	CLERK OF COURT - INCENTIVES	(57,814.61)	(58,432.45)	(50,000.00)	(23,551.05)	(50,000.00)
Fund : 2101	CLERK OF COURT - UNIT COST	(376,379.63)	(274,484.52)	(250,000.00)	(122,816.86)	(250,000.00)
Fund : 2110	14TH CIRCUIT PUBLIC DEFENDER	(1,078,118.39)	(1,116,458.08)	(1,100,000.00)	(737,598.19)	(1,100,000.00)
Fund : 2201	BCSO E-911	(748,497.08)	(727,993.36)	(725,000.00)	(488,104.26)	(725,000.00)
Fund : 2202	BCSO HAZ MAT TRUST	(29,581.42)	(18,894.00)	(20,000.00)	0.00	(20,000.00)
Fund : 2221	EMS STATE GRANT	(15,236.94)	(15,236.94)	0.00	0.00	0.00
Fund : 2242	DETENTION CENTER ALIEN ASSIST	0.00	(68,089.00)	(60,000.00)	(94,640.00)	(60,000.00)
Fund : 2251	VICTIMS ASSISTANCE PROGRAM	(63,542.00)	(63,542.04)	(63,542.00)	(47,656.53)	(63,542.00)
Fund : 2253	BCSO SCHOOL RESOURCE	(456,087.86)	(484,894.00)	(485,000.00)	(363,467.38)	(485,000.00)
Fund : 2259	BCSO FAMILY COURT TRUST	(16,236.00)	(14,223.00)	0.00	(3,613.50)	0.00
Fund : 2262	BCSO BODY CAMERAS	0.00	(62,095.55)	0.00	(67,584.95)	0.00
Fund : 2342	COUNTYWIDE MOTOR VEHICLE FEES	(3,597,693.57)	0.00	0.00	0.00	0.00
Fund : 2343	CTC - STATE GAS TAX FUNDS	0.00	(2,938,562.60)	(2,500,000.00)	(1,416,374.17)	(2,000,000.00)
Fund : 2344	DHEC OIL COLLECTION GRANT	(16,569.06)	(63,673.84)	0.00	(3,565.00)	0.00
Fund : 2345	STATE TIRE RECYCLING FEE	(77,813.30)	(104,918.07)	0.00	(25,318.86)	0.00
Fund : 2348	DHEC WASTE TIRE GRANT	(1,045.74)	(8,987.13)	0.00	(1,068.86)	0.00
Fund : 2349	DHEC SOLID WASTE GRANT	(51,320.93)	(66,660.72)	0.00	(26,250.00)	0.00
Fund : 2352	PALMETTO PRIDE ENFORCEMENT	(18,265.00)	(23,750.00)	0.00	(16,500.00)	0.00
Fund : 2401	ALCOHOL & DRUG ABUSE - ADMIN	0.00	0.00	0.00	(40,000.00)	0.00
Fund : 2402	ALCOHOL & DRUG ABUSE - SAFETY ACTION	(45,101.40)	(45,221.03)	(45,576.00)	(22,788.53)	(45,576.00)

**Revenues (totals only)**

Account	Description	3rd PP-ACTUAL 6/30/2018	2nd PP-ACTUAL 6/30/2019	1st PP-FBUDGET 6/30/2020	1st PP-YTD ACTUAL 6/30/2020	REQUESTED BUDGET 6/30/2021
Fund : 2403	ALCOHOL & DRUG ABUSE - SCHOOL INTERVENTION	(90,728.06)	(96,906.02)	(66,029.00)	(26,239.34)	(77,279.00)
Fund : 2404	ALCOHOL & DRUG ABUSE - COMMUNITY BASED TREATMENT	(363,162.09)	(335,529.55)	(340,501.00)	(205,033.27)	(341,701.00)
Fund : 2405	ALCOHOL & DRUG ABUSE - PREVENTIVE EDUCATION	(190,316.63)	(209,616.32)	(186,137.00)	(106,989.54)	(186,137.00)
Fund : 2406	ALCOHOL & DRUG ABUSE - SBIRT	0.00	0.00	(188,447.00)	(2,350.00)	0.00
Fund : 2407	ALCOHOL & DRUG ABUSE - INTENSIVE OUTPATIENT	(126,132.93)	(149,077.97)	(64,276.00)	(48,118.33)	(64,276.00)
Fund : 2408	ALCOHOL & DRUG ABUSE - MEDICATION ASSISTED TREATMNT	0.00	0.00	0.00	(20.00)	(51,332.00)
Fund : 2409	ALCOHOL & DRUG ABUSE - BRIDGE PROGRAM	0.00	0.00	(50,000.00)	(1,582.00)	0.00
Fund : 2410	ALCOHOL & DRUG ABUSE - PREVENTION ECHO GRANT	0.00	0.00	(25,000.00)	(4,963.00)	0.00
Fund : 2411	ALCOHOL & DRUG ABUSE - PREVENTION COUNTER TOOLS	0.00	0.00	(9,500.00)	0.00	0.00
Fund : 2442	DSN - ADULT EMPLOYMENT SVCS	(2,347,995.53)	(2,492,595.50)	(2,695,500.00)	(1,984,386.26)	(2,776,889.00)
Fund : 2443	DSN - SUPERVISED LIVING	(88,252.34)	(103,462.77)	(73,871.00)	(54,308.84)	(76,800.00)
Fund : 2444	DSN - CASE MANAGEMENT	(338,799.49)	(351,505.94)	(204,000.00)	(135,859.96)	(224,640.00)
Fund : 2445	DSN - FAMILY SUPPORT PROJECT	(1,133.00)	(700.00)	(2,000.00)	0.00	(2,000.00)
Fund : 2447	DSN - PORT ROYAL RESIDENCE	(1,092,308.84)	(1,030,767.29)	(64,172.00)	(64,172.00)	0.00
Fund : 2448	DSN - EARLY INTERVENTION	(333,755.00)	(363,022.82)	(396,000.00)	(278,123.22)	(450,000.00)
Fund : 2449	DSN - SUMMER SERVICES	(4,750.00)	0.00	(4,500.00)	(4,500.00)	0.00
Fund : 2450	DSN - COMMUNITY TRAINING	(1,740,166.31)	(1,827,898.70)	(2,779,225.00)	(2,126,301.34)	(2,779,133.00)
Fund : 2451	DSN - ENHANCED SERVICES	(338,033.02)	(302,855.86)	(375,000.00)	(295,948.85)	(400,000.00)
Fund : 2453	DSN - RESPITE	(24,588.00)	(26,473.00)	(25,100.00)	(19,737.00)	(25,100.00)
Fund : 2455	DSN - CTH I	(50,529.10)	(61,533.45)	(58,017.00)	(47,934.75)	(64,446.00)
Fund : 2457	DSN - BREAKERS	(65,000.00)	0.00	0.00	0.00	0.00
Fund : 2458	DSN - WAIVER RESPITE	(183,781.85)	(193,386.43)	(175,000.00)	(135,873.11)	(175,000.00)
Fund : 2460	DSN - STATE FUNDED COMMUNITY SUPPORT	37,357.07	(41,686.00)	(45,000.00)	(29,211.75)	0.00
Fund : 2503	COSY	(197,232.00)	(197,202.00)	(197,232.00)	(140,926.19)	(207,232.00)
Fund : 2544	CDBG/LCOG PROJECTS	(10,000.00)	(751,485.00)	(238,515.00)	(233,515.00)	0.00
Fund : 2545	HUD - HOMES CONSORTIUM PROGRAM	(602,381.30)	(388,058.39)	(500,000.00)	(356,267.37)	(500,000.00)
Fund : 2546	DAUFUSKIE FERRY	(80,000.00)	(80,000.00)	(80,000.00)	0.00	(80,000.00)
Fund : 2620	LIBRARY GRANTS	(55,854.95)	0.00	0.00	0.00	0.00
Fund : 2621	LIBRARY STATE LOTTERY	(20,403.44)	(21,739.13)	0.00	0.00	0.00
Fund : 2624	LSTA SUMMER READING RESOURCE	(982.75)	0.00	0.00	0.00	0.00
Fund : 2629	LIBRARY STATE AID	(283,907.76)	(283,907.76)	(275,000.00)	(243,349.50)	(233,750.00)
Fund : 2632	LSTA CONTINUING EDUCATION	0.00	(2,094.40)	0.00	0.00	0.00
Fund : 2670	PARKS PARD GRANT	(98,702.00)	(50,000.00)	0.00	0.00	0.00
Fund : 2701	PUBLIC SAFETY GRANTS	0.00	0.00	0.00	(250,000.00)	0.00
Fund : 2713	PUBLIC SAFETY GRANTS	0.00	(75,897.88)	0.00	0.00	0.00
Fund : 2716	PUBLIC SAFETY GRANTS	0.00	0.00	0.00	(63,314.00)	0.00
Fund : 2718	PUBLIC SAFETY GRANTS	(7,802.52)	0.00	0.00	0.00	0.00
Fund : 2719	PUBLIC SAFETY GRANTS	0.00	(82,561.86)	0.00	(7,664.41)	0.00
Fund : 2725	PUBLIC SAFETY GRANTS	(21,267.50)	0.00	0.00	0.00	0.00
Fund : 2729	PUBLIC SAFETY GRANTS	0.00	0.00	0.00	(53,727.25)	0.00
Fund : 2731	PUBLIC SAFETY GRANTS	(149,181.58)	(10,818.42)	0.00	(34,367.87)	0.00
Fund : 2732	PUBLIC SAFETY GRANTS	0.00	0.00	0.00	(17,192.17)	0.00
Fund : 2733	PUBLIC SAFETY GRANTS	(99,925.83)	(185,081.93)	0.00	(5,000.00)	0.00
Fund : 3000	COUNTYWIDE DEBT SERVICE	(258,407.61)	(268,092.43)	(260,400.00)	(35,195.55)	(260,400.00)
Fund : 4701	2006 SALES TAX PROJECTS	(120,619.31)	(46,452.56)	0.00	0.00	0.00
Fund : 4703	BOUNDARY STREET PROJECT	(4,293,775.41)	(1,246,487.21)	(247.00)	0.00	0.00
Fund : 4705	2018 SALES TAX PROJECTS	0.00	(3,529.47)	(120,000,000.00)	(24,826,838.37)	0.00
Fund : 4806	RAIL TRAIL	(147,904.48)	0.00	0.00	0.00	0.00
Fund : 5026	STORMWATER CAPITAL	(616,990.22)	(175,009.78)	0.00	0.00	0.00

**Revenues (totals only)**

Account	Description	3rd PP-ACTUAL 6/30/2018	2nd PP-ACTUAL 6/30/2019	1st PP-FBUDGET 6/30/2020	1st PP-YTD ACTUAL 6/30/2020	REQUESTED BUDGET 6/30/2021
Fund : 5102	LADY'S ISLAND AIRPORT CAPITAL	(179,334.38)	(307,643.41)	(1,012,033.00)	(612,031.00)	0.00
Fund : 5400	HILTON HEAD ISLAND AIRPORT	(42,960.00)	(47,260.00)	(64,820.00)	(200,411.11)	(199,820.00)
Fund : 5402	HILTON HEAD ISLAND AIRPORT CAPITAL	(15,159,954.73)	(6,807,512.28)	(2,000,000.00)	(952,353.00)	0.00
<b>Subtotal All Funds Presented</b>	<b>Group [43] INTERGOVERNMENTAL</b>	<b>(73,826,122.93)</b>	<b>(42,265,012.79)</b>	<b>(148,050,650.00)</b>	<b>(39,899,404.93)</b>	<b>(22,643,342.10)</b>
<b>Group : [44]</b>	<b>CHARGES FOR SERVICES</b>					
Fund : 0600	GEN FUND - PAR	(42.00)	0.00	0.00	0.00	0.00
Fund : 0602	GEN FUND - PAR	(57,536.91)	(19,615.00)	0.00	(34,191.00)	0.00
Fund : 0603	GEN FUND - PAR	(635.00)	(633.00)	0.00	(161.00)	0.00
Fund : 0604	GEN FUND - PAR	(2,288.00)	(13,231.00)	0.00	(145.00)	0.00
Fund : 0606	GEN FUND - PAR	(45.00)	0.00	0.00	0.00	0.00
Fund : 0608	GEN FUND - PAR	(4,051.23)	(11,728.20)	0.00	1,224.70	0.00
Fund : 1000	GEN FUND	(13,169,958.96)	(13,692,774.13)	(12,661,700.00)	(9,829,938.09)	(8,882,160.00)
Fund : 2011	TREASURER EXECUTION FEES	(1,483,179.05)	(1,241,718.25)	(1,300,000.00)	(589,284.05)	(1,300,000.00)
Fund : 2201	BCSO E-911	(466,949.34)	(1,211,893.91)	(1,200,000.00)	(1,363,334.92)	(1,200,000.00)
Fund : 2252	BCSO SPECIAL SERVICES	(228,987.30)	(257,303.62)	0.00	(156,098.42)	0.00
Fund : 2322	BARTON'S RUN AGREEMENT	(2,700.00)	(2,700.00)	0.00	(4,500.00)	0.00
Fund : 2324	DEL WEBB TRANSPORTATION FEES	(23,280.00)	(3,104.00)	0.00	(4,656.00)	0.00
Fund : 2342	COUNTYWIDE MOTOR VEHICLE FEES	(2,691,372.96)	(2,765,439.55)	(2,800,000.00)	(1,969,197.21)	(2,240,000.00)
Fund : 2402	ALCOHOL & DRUG ABUSE - SAFETY ACTION	(154,454.16)	(170,743.50)	(147,567.00)	(89,085.00)	(111,124.00)
Fund : 2403	ALCOHOL & DRUG ABUSE - SCHOOL INTERVENTION	0.00	0.00	(11,250.00)	0.00	(72,500.00)
Fund : 2404	ALCOHOL & DRUG ABUSE - COMMUNITY BASED TREATMENT	(141,204.76)	(220,825.06)	(247,452.00)	(177,182.49)	(263,147.00)
Fund : 2447	DSN - PORT ROYAL RESIDENCE	(92,752.29)	(93,377.00)	0.00	0.00	0.00
Fund : 2449	DSN - SUMMER SERVICES	0.00	0.00	(900.00)	0.00	0.00
Fund : 2450	DSN - COMMUNITY TRAINING	(210,813.91)	(206,321.23)	(305,480.00)	(223,219.00)	(312,976.00)
Fund : 2503	COSY	(79,067.68)	(90,577.50)	(68,100.00)	(24,500.00)	(56,000.00)
Fund : 2546	DAUFUSKIE FERRY	(51,651.16)	(44,769.69)	(45,000.00)	(13,321.81)	(45,000.00)
Fund : 2662	PARKS SPECIAL CAPITAL PROGRAM	(124,973.61)	(125,070.08)	(85,000.00)	(50,955.71)	(68,000.00)
Fund : 5000	ISF - GARAGE FUND	(1,004,985.22)	(908,019.86)	(965,000.00)	(535,264.99)	(772,000.00)
Fund : 5025	STORMWATER UTILITY	(5,703,215.37)	(5,639,790.93)	(6,795,459.00)	(6,388,111.48)	(7,003,319.00)
Fund : 5100	LADY'S ISLAND AIRPORT	(459,660.31)	(429,141.97)	(471,200.00)	(251,606.33)	(472,600.00)
Fund : 5400	HILTON HEAD ISLAND AIRPORT	(342,012.66)	(566,754.62)	(1,024,500.00)	(863,174.03)	(1,459,500.00)
Fund : 5401	HILTON HEAD ISLAND AIRPORT PFC	(115,832.99)	(286,463.77)	(580,000.00)	(364,212.44)	0.00
<b>Subtotal All Funds Presented</b>	<b>Group [44] CHARGES FOR SERVICES</b>	<b>(26,611,649.87)</b>	<b>(28,001,995.87)</b>	<b>(28,708,608.00)</b>	<b>(22,930,914.27)</b>	<b>(24,258,326.00)</b>
<b>Group : [45]</b>	<b>FINES AND FORFEITURES</b>					
Fund : 1000	GEN FUND	(710,516.88)	(897,996.52)	(676,500.00)	(593,320.97)	(729,500.00)
Fund : 2001	LOCAL ATAX	0.00	(1,136.88)	0.00	(3,526.22)	0.00
Fund : 2002	LOCAL HTAX	0.00	(2,875.74)	(2,500.00)	(10,362.79)	0.00
Fund : 2012	REFORESTATION	(504,229.00)	(201,854.00)	(150,000.00)	(222,000.00)	0.00
Fund : 2251	VICTIMS ASSISTANCE PROGRAM	(132,655.98)	(153,855.49)	(142,000.00)	(86,586.58)	(142,000.00)
Fund : 2256	BCSO	0.00	0.00	0.00	(23,381.07)	0.00
Fund : 2257	BCSO DRUG RESTRICTED	0.00	0.00	0.00	(160,587.24)	0.00
Fund : 5100	LADY'S ISLAND AIRPORT	0.00	(87.19)	0.00	0.00	0.00
<b>Subtotal All Funds Presented</b>	<b>Group [45] FINES AND FORFEITURES</b>	<b>(1,347,401.86)</b>	<b>(1,257,805.82)</b>	<b>(971,000.00)</b>	<b>(1,099,764.87)</b>	<b>(871,500.00)</b>
<b>Group : [46]</b>	<b>INTEREST EARNINGS</b>					
Fund : 1000	GEN FUND	(276,685.76)	(719,248.66)	(442,805.00)	(78,055.20)	(442,805.00)
Fund : 2000	STATE ATAX	0.00	0.00	0.00	0.00	0.00

**Revenues (totals only)**

Account	Description	3rd PP-ACTUAL 6/30/2018	2nd PP-ACTUAL 6/30/2019	1st PP-FBUDGET 6/30/2020	1st PP-YTD ACTUAL 6/30/2020	REQUESTED BUDGET 6/30/2021
Fund : 2001	LOCAL ATAX	(26,998.53)	(53,711.64)	(5,000.00)	0.00	0.00
Fund : 2002	LOCAL HTAX	(55,256.04)	(77,948.41)	(25,000.00)	0.00	0.00
Fund : 2003	RURAL & CRITICAL DEBT SERVICE	(11,346.60)	(19,018.98)	(5,000.00)	0.00	(5,000.00)
Fund : 2010	LOCAL ADMISSIONS FEES	(10,014.87)	(18,773.36)	(5,000.00)	0.00	(2,000.00)
Fund : 2011	TREASURER EXECUTION FEES	(22,760.39)	(45,582.54)	(15,000.00)	0.00	(45,000.00)
Fund : 2012	REFORESTATION	(7,088.45)	(16,549.72)	(3,000.00)	0.00	0.00
Fund : 2033	GROUP BENEFITS	0.00	0.00	0.00	0.00	0.00
Fund : 2100	CLERK OF COURT - INCENTIVES	(2,354.38)	(5,005.54)	(500.00)	0.00	(500.00)
Fund : 2110	14TH CIRCUIT PUBLIC DEFENDER	(4,080.63)	(8,728.32)	(3,000.00)	0.00	0.00
Fund : 2201	BCSO E-911	(35,750.69)	(57,270.97)	(10,000.00)	0.00	(10,000.00)
Fund : 2202	BCSO HAZ MAT TRUST	(680.18)	(1,256.84)	(500.00)	0.00	(500.00)
Fund : 2203	BCSO LOGISTICS TEAM	(144.68)	(251.26)	0.00	0.00	0.00
Fund : 2220	EMS DONATIONS	(30.16)	(53.72)	0.00	0.00	0.00
Fund : 2241	DETENTION CENTER TRUST	(816.23)	(1,816.09)	0.00	0.00	0.00
Fund : 2242	DETENTION CENTER ALIEN ASSIST	(1,338.51)	(2,736.13)	(500.00)	0.00	(500.00)
Fund : 2251	VICTIMS ASSISTANCE PROGRAM	(4,503.87)	(8,154.97)	(2,000.00)	0.00	(2,000.00)
Fund : 2254	BCSO SPECIAL GRANT	(234.59)	(407.42)	0.00	0.00	0.00
Fund : 2255	BCSO ALZHEIMERS FUND	(27.09)	(43.89)	0.00	0.00	0.00
Fund : 2256	BCSO	(1,069.46)	(1,825.14)	0.00	0.00	0.00
Fund : 2257	BCSO DRUG RESTRICTED	(422.64)	(40.75)	0.00	0.00	0.00
Fund : 2258	BCSO DRUG TRUST	(1,169.57)	(2,031.18)	0.00	0.00	0.00
Fund : 2259	BCSO FAMILY COURT TRUST	(426.92)	(1,020.06)	0.00	0.00	0.00
Fund : 2260	BCSO DRUG SEIZURE	(380.00)	(659.95)	0.00	0.00	0.00
Fund : 2262	BCSO BODY CAMERAS	(924.74)	(6,588.53)	0.00	0.00	0.00
Fund : 2300	ROAD IMPACT FEES - HHI/DAUFUSKIE	(16,813.99)	(35,469.70)	(5,000.00)	0.00	0.00
Fund : 2302	ROAD IMPACT FEES - BLUFFTON	(104,464.38)	(219,263.95)	(25,000.00)	0.00	0.00
Fund : 2303	ROAD IMPACT FEES - NORTH BEAUFORT	(10,145.30)	(22,895.95)	(5,000.00)	0.00	0.00
Fund : 2324	DEL WEBB TRANSPORTATION FEES	(2,247.84)	(4,038.76)	0.00	0.00	0.00
Fund : 2342	COUNTYWIDE MOTOR VEHICLE FEES	(120,655.20)	(72,865.42)	(10,000.00)	0.00	0.00
Fund : 2343	CTC - STATE GAS TAX FUNDS	0.00	(96,198.98)	(25,000.00)	(9,043.58)	0.00
Fund : 2401	ALCOHOL & DRUG ABUSE - ADMIN	(9,944.47)	(18,207.51)	0.00	0.00	0.00
Fund : 2441	DSN - ADMIN	(39,996.06)	(76,944.99)	0.00	0.00	0.00
Fund : 2503	COSY	0.00	(243.58)	0.00	0.00	0.00
Fund : 2600	LIBRARY IMPACT FEES - HHI/DAUFUSKIE	(3,011.50)	(5,722.33)	0.00	0.00	0.00
Fund : 2602	LIBRARY IMPACT FEES - BLUFFTON	(19,661.79)	(41,686.82)	0.00	0.00	0.00
Fund : 2603	LIBRARY IMPACT FEES - BURTON	(5,965.22)	(9,360.93)	0.00	0.00	0.00
Fund : 2604	LIBRARY IMPACT FEES - LISH	(2,436.54)	(4,580.15)	0.00	0.00	0.00
Fund : 2606	LIBRARY IMPACT FEES - SHELDON	(255.53)	(341.08)	0.00	0.00	0.00
Fund : 2610	BEAUFORT LIBRARY TRUST	(197.13)	(304.95)	0.00	0.00	0.00
Fund : 2613	LIBRARY SPECIAL TRUST	(1,974.00)	(3,428.24)	0.00	0.00	0.00
Fund : 2616	DEL WEBB LIBRARY FEES	(35.06)	(66.76)	0.00	0.00	0.00
Fund : 2629	LIBRARY STATE AID	(705.04)	0.00	0.00	0.00	0.00
Fund : 2652	PARKS IMPACT FEES - BLUFFTON	(40,540.36)	(85,998.46)	0.00	0.00	0.00
Fund : 2653	PARKS IMPACT FEES - BURTON	(342.41)	(692.43)	0.00	0.00	0.00
Fund : 2654	PARKS IMPACT FEES - LADY'S ISLAND	(1,865.26)	(3,666.73)	0.00	0.00	0.00
Fund : 2655	PARKS IMPACT FEES - ST. HELENA	(624.13)	(932.76)	0.00	0.00	0.00
Fund : 2662	PARKS SPECIAL CAPITAL PROGRAM	(1,049.85)	(4,046.08)	0.00	0.00	0.00
Fund : 2663	DEL WEBB BOAT RAMP REPAIR FEES	(30.56)	(54.81)	0.00	0.00	0.00
Fund : 3000	COUNTYWIDE DEBT SERVICE	(214,687.09)	(301,485.41)	(150,000.00)	0.00	(150,000.00)

**Revenues (totals only)**

Account	Description	3rd PP-ACTUAL 6/30/2018	2nd PP-ACTUAL 6/30/2019	1st PP-FBUDGET 6/30/2020	1st PP-YTD ACTUAL 6/30/2020	REQUESTED BUDGET 6/30/2021
Fund : 3100	BLUFFTON PARKWAY DEBT SERVICE	(30,129.83)	(56,288.62)	(10,000.00)	0.00	0.00
Fund : 4008	2013 GO BOND PROJECTS	0.00	(6,792.08)	0.00	0.00	0.00
Fund : 4009	2014A GO BOND PROJECTS	(39,246.22)	(7,403.19)	0.00	0.00	0.00
Fund : 4010	2017 GO BOND PROJECTS	(215,501.86)	(326,696.20)	0.00	0.00	0.00
Fund : 4011	2019 GO BOND PROJECTS	0.00	(59,264.88)	0.00	0.00	0.00
Fund : 4500	RURAL & CRITICAL LANDS PROGRAM	(112,151.23)	(151,220.35)	(10,000.00)	0.00	0.00
Fund : 4501	RURAL & CRITICAL LANDS - DONATIONS	(12,520.63)	(20,814.74)	(5,000.00)	0.00	0.00
Fund : 4502	RURAL & CRITICAL LANDS - PASSIVE PARKS	0.00	(8,064.65)	(5,000.00)	0.00	0.00
Fund : 4701	2006 SALES TAX PROJECTS	(21,894.60)	(9,025.38)	(500.00)	0.00	0.00
Fund : 4705	2018 SALES TAX PROJECTS	0.00	0.00	(27,521.00)	0.00	0.00
Fund : 4800	MCIP BLUFFTON	(1,799.42)	(5,420.32)	0.00	0.00	0.00
Fund : 4801	MCIP BEAUFORT	(252.91)	(439.22)	0.00	0.00	0.00
Fund : 5025	STORMWATER UTILITY	(148,938.18)	(272,185.12)	(125,000.00)	0.00	(112,500.00)
Fund : 5100	LADY'S ISLAND AIRPORT	(217.51)	0.00	0.00	0.00	0.00
Fund : 5400	HILTON HEAD ISLAND AIRPORT	(1,240.19)	0.00	0.00	0.00	0.00
<b>Subtotal All Funds Presented</b>	<b>Group [46] INTEREST EARNINGS</b>	<b>(1,646,046.27)</b>	<b>(2,980,835.60)</b>	<b>(920,326.00)</b>	<b>(87,098.78)</b>	<b>(770,805.00)</b>
<b>Group : [47]</b>	<b>MISCELLANEOUS</b>					
Fund : 0242	GEN FUND - TT ENG	0.00	(1,605.20)	0.00	0.00	0.00
Fund : 0600	GEN FUND - PAR	(19,155.08)	(21,559.46)	0.00	(16,861.51)	0.00
Fund : 1000	GEN FUND	(547,186.34)	(376,888.96)	(290,165.00)	(97,768.26)	(180,000.00)
Fund : 2001	LOCAL ATAX	(156,479.04)	0.00	0.00	0.00	0.00
Fund : 2003	RURAL & CRITICAL DEBT SERVICE	(7,800.00)	(16,232.64)	0.00	(14,688.01)	0.00
Fund : 2011	TREASURER EXECUTION FEES	(7,220.00)	(10,051.10)	(6,500.00)	(12,475.60)	(10,000.00)
Fund : 2012	REFORESTATION	0.00	0.00	0.00	(850,000.00)	0.00
Fund : 2110	14TH CIRCUIT PUBLIC DEFENDER	(475,126.25)	(426,401.00)	(426,500.00)	(291,013.82)	(421,500.00)
Fund : 2220	EMS DONATIONS	(1,750.00)	(817.92)	0.00	(500.00)	0.00
Fund : 2230	EMS FEDERAL GRANT	(25.00)	(105.00)	0.00	(250.00)	0.00
Fund : 2241	DETENTION CENTER TRUST	(126,772.86)	(115,631.17)	(120,000.00)	(82,168.53)	(120,000.00)
Fund : 2258	BCSO DRUG TRUST	(50,480.00)	(56,145.00)	0.00	(36,732.00)	0.00
Fund : 2300	ROAD IMPACT FEES - HHI/DAUFUSKIE	(431,296.86)	(306,364.73)	(200,000.00)	(174,092.26)	(160,000.00)
Fund : 2302	ROAD IMPACT FEES - BLUFFTON	(4,418,526.36)	(4,127,982.26)	(3,500,000.00)	(2,473,900.30)	(2,800,000.00)
Fund : 2303	ROAD IMPACT FEES - NORTH BEAUFORT	(537,026.38)	(869,730.58)	(300,000.00)	(336,365.32)	(240,000.00)
Fund : 2311	WASTE MGMT RECYCLING SUBSIDY	(12,000.00)	(12,000.00)	0.00	(12,000.00)	0.00
Fund : 2342	COUNTYWIDE MOTOR VEHICLE FEES	(25,000.00)	(90,314.55)	(75,000.00)	(25,000.00)	0.00
Fund : 2349	DHEC SOLID WASTE GRANT	0.00	(950.00)	0.00	(600.00)	0.00
Fund : 2405	ALCOHOL & DRUG ABUSE - PREVENTIVE EDUCATION	(1,250.00)	(550.00)	(4,000.00)	(675.00)	(1,950.00)
Fund : 2441	DSN - ADMIN	(2,480.00)	(3,570.00)	(3,000.00)	(1,835.00)	(3,000.00)
Fund : 2442	DSN - ADULT EMPLOYMENT SVCS	(202,820.20)	(223,687.71)	(190,000.00)	(106,134.19)	(165,500.00)
Fund : 2446	DSN - OLD SHELL PLANTS	(77.00)	0.00	0.00	0.00	0.00
Fund : 2449	DSN - SUMMER SERVICES	(14,001.11)	(20,974.86)	(18,609.00)	(27,760.17)	(22,409.00)
Fund : 2503	COSY	(15,000.00)	(15,806.93)	(25,000.00)	(14,000.00)	(20,000.00)
Fund : 2546	DAUFUSKIE FERRY	0.00	(110,778.48)	(110,800.00)	(91,228.64)	(110,800.00)
Fund : 2600	LIBRARY IMPACT FEES - HHI/DAUFUSKIE	(109,791.92)	(88,601.14)	(80,000.00)	(59,200.36)	(72,000.00)
Fund : 2602	LIBRARY IMPACT FEES - BLUFFTON	(627,760.07)	(612,773.77)	(500,000.00)	(292,858.77)	(445,000.00)
Fund : 2603	LIBRARY IMPACT FEES - BURTON	(18,802.00)	(30,415.00)	(50,000.00)	(54,194.00)	(45,000.00)
Fund : 2604	LIBRARY IMPACT FEES - LISH	(83,379.00)	(69,899.20)	(50,000.00)	(52,756.20)	(40,000.00)
Fund : 2606	LIBRARY IMPACT FEES - SHELDON	(8,848.00)	(8,848.00)	(5,000.00)	(4,977.00)	(3,500.00)
Fund : 2612	LIBRARY TRUST	(1,000.00)	(1,500.00)	0.00	0.00	0.00

**Revenues (totals only)**

Account	Description	3rd PP-ACTUAL 6/30/2018	2nd PP-ACTUAL 6/30/2019	1st PP-FBUDGET 6/30/2020	1st PP-YTD ACTUAL 6/30/2020	REQUESTED BUDGET 6/30/2021
Fund : 2614	HHI FRIENDS OF THE LIBRARY	0.00	(10,089.39)	0.00	0.00	0.00
Fund : 2616	DEL WEBB LIBRARY FEES	(1,012.50)	(135.00)	(135.00)	(202.50)	0.00
Fund : 2652	PARKS IMPACT FEES - BLUFFTON	(1,581,550.08)	(1,536,561.65)	(1,200,000.00)	(730,712.15)	(960,000.00)
Fund : 2653	PARKS IMPACT FEES - BURTON	(4,919.13)	(9,665.73)	(9,000.00)	(9,621.99)	(7,200.00)
Fund : 2654	PARKS IMPACT FEES - LADY'S ISLAND	(45,474.00)	(35,095.00)	(20,000.00)	(26,086.00)	(16,000.00)
Fund : 2655	PARKS IMPACT FEES - ST. HELENA	(32,633.00)	(36,735.00)	(20,000.00)	(28,985.00)	(16,000.00)
Fund : 2662	PARKS SPECIAL CAPITAL PROGRAM	0.00	(3,281.39)	0.00	0.00	0.00
Fund : 2663	DEL WEBB BOAT RAMP REPAIR FEES	(300.00)	(40.00)	(40.00)	(60.00)	0.00
Fund : 4010	2017 GO BOND PROJECTS	0.00	(2,000,000.00)	0.00	(101,277.00)	0.00
Fund : 4501	RURAL & CRITICAL LANDS - DONATIONS	0.00	(21,500.00)	0.00	0.00	0.00
Fund : 4502	RURAL & CRITICAL LANDS - PASSIVE PARKS	0.00	(20,900.00)	(20,000.00)	(116,252.00)	0.00
Fund : 4703	BOUNDARY STREET PROJECT	(250,800.00)	0.00	0.00	0.00	0.00
Fund : 4705	2018 SALES TAX PROJECTS	0.00	0.00	(250,000.00)	(250,000.00)	0.00
Fund : 5025	STORMWATER UTILITY	(1,654.17)	(89,430.50)	0.00	(9,825.00)	(11,175.00)
Fund : 5100	LADY'S ISLAND AIRPORT	(159,965.72)	(182,424.09)	(164,800.00)	(118,762.04)	(163,640.00)
Fund : 5400	HILTON HEAD ISLAND AIRPORT	(1,143,619.90)	(1,417,599.94)	(2,157,000.00)	(1,556,925.76)	(2,545,400.00)
<b>Subtotal All Funds Presented</b>	<b>Group [47] MISCELLANEOUS</b>	<b>(11,122,981.97)</b>	<b>(12,983,642.35)</b>	<b>(9,795,549.00)</b>	<b>(8,078,744.38)</b>	<b>(8,580,074.00)</b>
<b>Group : [49]</b>	<b>TRANSFERS IN</b>					
Fund : 1000	GEN FUND	(1,561,545.15)	(1,564,998.40)	(1,568,750.00)	(1,542,541.62)	(1,545,000.00)
Fund : 2002	LOCAL HTAX	(50,000.00)	0.00	0.00	0.00	0.00
Fund : 2101	CLERK OF COURT - UNIT COST	0.00	0.00	0.00	0.00	0.00
Fund : 2110	14TH CIRCUIT PUBLIC DEFENDER	(849,809.00)	(849,809.00)	(899,809.00)	(899,809.00)	(899,809.00)
Fund : 2251	VICTIMS ASSISTANCE PROGRAM	(28,128.00)	(32,777.00)	(31,573.00)	(31,573.00)	(31,573.00)
Fund : 2253	BCSO SCHOOL RESOURCE	(153,228.00)	(161,631.00)	(155,691.00)	(155,691.00)	(155,691.00)
Fund : 2262	BCSO BODY CAMERAS	(265,000.00)	0.00	0.00	0.00	0.00
Fund : 2343	CTC - STATE GAS TAX FUNDS	0.00	(6,525,302.00)	0.00	0.00	0.00
Fund : 2401	ALCOHOL & DRUG ABUSE - ADMIN	(587,503.00)	(596,533.00)	(425,620.00)	(425,620.00)	0.00
Fund : 2403	ALCOHOL & DRUG ABUSE - SCHOOL INTERVENTION	0.00	0.00	(7,981.00)	(7,981.00)	0.00
Fund : 2404	ALCOHOL & DRUG ABUSE - COMMUNITY BASED TREATMENT	0.00	0.00	(44,677.00)	(44,677.00)	0.00
Fund : 2405	ALCOHOL & DRUG ABUSE - PREVENTIVE EDUCATION	0.00	0.00	(98,885.00)	(98,885.00)	0.00
Fund : 2407	ALCOHOL & DRUG ABUSE - INTENSIVE OUTPATIENT	0.00	0.00	(49,442.00)	(49,442.00)	0.00
Fund : 2441	DSN - ADMIN	(918,028.00)	(3,036,453.00)	(811,625.00)	(811,625.00)	0.00
Fund : 2442	DSN - ADULT EMPLOYMENT SVCS	(101,993.00)	(544,957.17)	(309,495.00)	(309,495.00)	0.00
Fund : 2444	DSN - CASE MANAGEMENT	(194,390.00)	(280,832.73)	(287,740.00)	(287,740.00)	0.00
Fund : 2445	DSN - FAMILY SUPPORT PROJECT	0.00	(783.01)	0.00	0.00	0.00
Fund : 2447	DSN - PORT ROYAL RESIDENCE	(743,011.00)	(16,216.63)	0.00	0.00	0.00
Fund : 2448	DSN - EARLY INTERVENTION	(135,811.00)	(143,864.69)	(295,243.00)	(295,243.00)	0.00
Fund : 2450	DSN - COMMUNITY TRAINING	(723,867.00)	(1,727,232.98)	(1,450,069.00)	(1,450,069.00)	0.00
Fund : 2451	DSN - ENHANCED SERVICES	0.00	(116,642.66)	0.00	0.00	0.00
Fund : 2455	DSN - CTH I	0.00	0.00	(6,428.00)	(6,428.00)	0.00
Fund : 2457	DSN - BREAKERS	(24,538.00)	(60,478.83)	0.00	0.00	0.00
Fund : 2458	DSN - WAIVER RESPITE	(28,300.00)	0.00	0.00	0.00	0.00
Fund : 2503	COSY	(168,316.00)	(181,976.00)	(186,003.00)	(186,003.00)	(186,003.00)
Fund : 2544	CDBG/LCOG PROJECTS	0.00	(1,064,866.00)	0.00	0.00	0.00
Fund : 2546	DAUFUSKIE FERRY	(305,240.89)	(262,075.00)	(180,000.00)	(180,000.00)	(180,000.00)
Fund : 2670	PARKS PARD GRANT	0.00	(29,899.00)	0.00	0.00	0.00
Fund : 3100	BLUFFTON PARKWAY DEBT SERVICE	(3,006,294.00)	(2,933,980.00)	(3,039,340.00)	(3,039,340.00)	(3,132,705.00)
Fund : 4008	2013 GO BOND PROJECTS	0.00	(138,796.24)	0.00	0.00	0.00



**Revenues (totals only)**

Account	Description	3rd PP-ACTUAL 6/30/2018	2nd PP-ACTUAL 6/30/2019	1st PP-FBUDGET 6/30/2020	1st PP-YTD ACTUAL 6/30/2020	REQUESTED BUDGET 6/30/2021
Fund : 4502	RURAL & CRITICAL LANDS - PASSIVE PARKS	0.00	(2,910,000.00)	0.00	0.00	0.00
Fund : 4701	2006 SALES TAX PROJECTS	300,000.00	0.00	0.00	0.00	0.00
Fund : 4703	BOUNDARY STREET PROJECT	(2,446,810.19)	0.00	0.00	0.00	0.00
Fund : 5000	ISF - GARAGE FUND	(667,501.61)	(588,087.82)	0.00	0.00	0.00
Fund : 5400	HILTON HEAD ISLAND AIRPORT	0.00	(200,000.00)	0.00	0.00	0.00
<b>Subtotal All Funds Presented</b>	<b>Group [49] TRANSFERS IN</b>	<b>(12,659,313.84)</b>	<b>(23,968,192.16)</b>	<b>(9,848,371.00)</b>	<b>(9,822,162.62)</b>	<b>(6,130,781.00)</b>
<b>Total</b>		<b>(253,258,366.53)</b>	<b>(240,275,156.30)</b>	<b>(335,603,298.00)</b>	<b>(210,908,927.69)</b>	<b>(194,082,251.41)</b>
	<b>Sum of Account Groups</b>	<b>(253,258,366.53)</b>	<b>(240,275,156.30)</b>	<b>(335,603,298.00)</b>	<b>(210,908,927.69)</b>	<b>(194,082,251.41)</b>

**Revenues (detail) subtotaled by category**

Account	Description	3rd PP-ACTUAL 6/30/2018	2nd PP-ACTUAL 6/30/2019	1st PP-FBUDGET 6/30/2020	1st PP-YTD ACTUAL 6/30/2020	REQUESTED BUDGET 6/30/2021
<b>Group : [41]</b>	<b>AD VALOREM TAXES</b>					
<b>Subgroup : None</b>						
<b>Fund : [1000]</b>	<b>GEN FUND</b>					
1000-10-0001-000-00000-41010	CURRENT TAXES	(86,000,397.93)	(90,818,815.15)	(89,141,192.00)	(97,530,276.14)	(89,141,192.00)
1000-10-0001-000-00000-41020	DELINQUENT TAXES	(3,828,176.00)	(1,726,448.03)	(1,500,000.00)	(397,907.29)	(1,500,000.00)
1000-10-0001-000-00000-41030	AUTOMOBILE TAXES	(6,151,575.84)	(6,018,832.07)	(6,345,968.00)	(4,340,330.34)	(3,906,297.31)
1000-10-0001-000-00000-41040	3% & 7% PENALTIES ON TAX	(566,344.65)	(401,758.33)	(400,000.00)	(232,488.75)	(400,000.00)
1000-10-0001-000-00000-41050	5% PENALTIES ON TAXES	(872,109.09)	(505,333.41)	(500,000.00)	(171,773.43)	(500,000.00)
<b>Subtotal Fund : 1000</b>	<b>Subgroup : None</b>	<u>(97,418,603.51)</u>	<u>(99,471,186.99)</u>	<u>(97,887,160.00)</u>	<u>(102,672,775.95)</u>	<u>(95,447,489.31)</u>
<b>Fund : [1010]</b>	<b>GEN FUND - ECON DEV</b>					
1010-10-0001-000-00000-41010	CURRENT TAXES	0.00	(500,000.00)	(508,594.00)	0.00	(508,594.00)
<b>Subtotal Fund : 1010</b>	<b>Subgroup : None</b>	<u>0.00</u>	<u>(500,000.00)</u>	<u>(508,594.00)</u>	<u>0.00</u>	<u>(508,594.00)</u>
<b>Fund : [1040]</b>	<b>GEN FUND - CAPITAL</b>					
1040-80-0001-000-00000-41010	CURRENT TAXES	0.00	0.00	(1,288,734.00)	0.00	(1,288,734.00)
<b>Subtotal Fund : 1040</b>	<b>Subgroup : None</b>	<u>0.00</u>	<u>0.00</u>	<u>(1,288,734.00)</u>	<u>0.00</u>	<u>(1,288,734.00)</u>
<b>Fund : [1401]</b>	<b>GEN FUND - INDIGENT CARE - BMH</b>					
1401-40-0001-000-00000-41010	CURRENT TAXES	0.00	0.00	(978,066.00)	0.00	(978,066.00)
<b>Subtotal Fund : 1401</b>	<b>Subgroup : None</b>	<u>0.00</u>	<u>0.00</u>	<u>(978,066.00)</u>	<u>0.00</u>	<u>(978,066.00)</u>
<b>Fund : [1402]</b>	<b>GEN FUND - INDIGENT CARE - BJHCHS</b>					
1402-40-0001-000-00000-41010	CURRENT TAXES	0.00	0.00	(919,382.00)	0.00	(919,382.00)
<b>Subtotal Fund : 1402</b>	<b>Subgroup : None</b>	<u>0.00</u>	<u>0.00</u>	<u>(919,382.00)</u>	<u>0.00</u>	<u>(919,382.00)</u>
<b>Fund : [1600]</b>	<b>GEN FUND - HIGHER EDUCATION</b>					
1600-60-0001-000-00000-41010	CURRENT TAXES	0.00	0.00	(4,636,032.00)	0.00	(4,636,032.00)
<b>Subtotal Fund : 1600</b>	<b>Subgroup : None</b>	<u>0.00</u>	<u>0.00</u>	<u>(4,636,032.00)</u>	<u>0.00</u>	<u>(4,636,032.00)</u>
<b>Fund : [2003]</b>	<b>RURAL &amp; CRITICAL DEBT SERVICE</b>					
2003-10-0001-000-00000-41010	CURRENT TAXES	(7,787,262.10)	(8,365,093.25)	(9,827,326.00)	(9,879,072.46)	(9,827,326.00)
2003-10-0001-000-00000-41020	DELINQUENT TAXES	(351,427.31)	(157,385.37)	(150,000.00)	(36,760.19)	(150,000.00)
2003-10-0001-000-00000-41030	AUTOMOBILE TAXES	(576,429.01)	(545,627.42)	(545,000.00)	(409,067.06)	(436,000.00)
2003-10-0001-000-00000-41040	3% & 7% PENALTIES ON TAX	(59,555.93)	(35,538.78)	(35,000.00)	(22,444.52)	(35,000.00)
<b>Subtotal Fund : 2003</b>	<b>Subgroup : None</b>	<u>(8,774,674.35)</u>	<u>(9,103,644.82)</u>	<u>(10,557,326.00)</u>	<u>(10,347,344.23)</u>	<u>(10,448,326.00)</u>
<b>Fund : [3000]</b>	<b>COUNTYWIDE DEBT SERVICE</b>					
3000-70-0001-000-00000-41010	CURRENT TAXES	(9,052,681.87)	(9,724,403.03)	(10,093,300.00)	(9,879,077.66)	(10,093,300.00)
3000-70-0001-000-00000-41020	DELINQUENT TAXES	(405,418.12)	(182,994.58)	(175,000.00)	(42,617.70)	(175,000.00)
3000-70-0001-000-00000-41030	AUTOMOBILE TAXES	(655,924.12)	(637,215.56)	(640,000.00)	(456,087.46)	(512,000.00)
3000-70-0001-000-00000-41040	3% & 7% PENALTIES ON TAX	(57,164.92)	(42,727.68)	(40,000.00)	(23,766.40)	(40,000.00)
<b>Subtotal Fund : 3000</b>	<b>Subgroup : None</b>	<u>(10,171,189.03)</u>	<u>(10,587,340.85)</u>	<u>(10,948,300.00)</u>	<u>(10,401,549.22)</u>	<u>(10,820,300.00)</u>
<b>Fund : [4800]</b>	<b>MCIP BLUFFTON</b>					
4800-80-0001-000-00000-41010	CURRENT TAXES	(140,786.21)	0.00	0.00	0.00	0.00
<b>Subtotal Fund : 4800</b>	<b>Subgroup : None</b>	<u>(140,786.21)</u>	<u>0.00</u>	<u>0.00</u>	<u>0.00</u>	<u>0.00</u>
<b>Subtotal All Funds Presented</b>	<b>Subgroup : None</b>	<u>(116,505,253.10)</u>	<u>(119,662,172.66)</u>	<u>(127,723,594.00)</u>	<u>(123,421,669.40)</u>	<u>(125,046,923.31)</u>
<b>All Funds Presented</b>	<b>Group Total [41] AD VALOREM TAXES</b>	<u>(116,505,253.10)</u>	<u>(119,662,172.66)</u>	<u>(127,723,594.00)</u>	<u>(123,421,669.40)</u>	<u>(125,046,923.31)</u>

**Revenues (detail) subtotaled by category**

Account	Description	3rd PP-ACTUAL 6/30/2018	2nd PP-ACTUAL 6/30/2019	1st PP-FBUDGET 6/30/2020	1st PP-YTD ACTUAL 6/30/2020	REQUESTED BUDGET 6/30/2021
<b>Group : [42] LICENSES AND PERMITS</b>						
<b>Subgroup : None</b>						
<b>Fund : [1000] GEN FUND</b>						
1000-10-0001-000-00000-42010	BUILDING PERMITS	(997,728.81)	(1,250,162.20)	(1,100,000.00)	(807,819.50)	(770,000.00)
1000-10-0001-000-00000-42020	ELECTRICIANS' LICENSES	0.00	(1,945.00)	(10,000.00)	(9,901.12)	(7,000.00)
1000-10-0001-000-00000-42030	MOBILE HOME PERMITS	(17,925.63)	(18,297.00)	(15,000.00)	(6,420.00)	(10,500.00)
1000-10-0001-000-00000-42040	MARRIAGE LICENSES	(79,296.75)	(87,535.00)	(90,000.00)	(53,195.00)	(63,000.00)
1000-10-0001-000-00000-42060	SHERIFF COPPER PERMITS	(400.00)	0.00	(200.00)	0.00	0.00
1000-10-0001-000-00000-42090	PAWNBROKERS' LICENSES	(100.00)	0.00	0.00	(100.00)	0.00
1000-10-0001-000-00000-42200	CABLE TV FRANCHISES	(434,086.19)	(457,395.27)	(450,000.00)	(390,753.21)	(450,000.00)
1000-10-0001-000-00000-42300	BUSINESS LICENSE	(2,502,593.59)	(1,720,108.44)	(2,300,000.00)	(859,462.77)	(1,610,000.00)
1000-10-0001-000-00000-42310	ALCOHOL BEVERAGE LICENSE	(90,200.00)	(105,000.00)	(90,000.00)	(9,900.00)	(90,000.00)
<b>Subtotal Fund : 1000</b>	<b>Subgroup : None</b>	<b>(4,122,330.97)</b>	<b>(3,640,442.91)</b>	<b>(4,055,200.00)</b>	<b>(2,137,551.60)</b>	<b>(3,000,500.00)</b>
<b>Fund : [2001] LOCAL ATAX</b>						
2001-10-0001-000-00000-42320	ACCOMODATIONS TAX - LOCAL	(1,248,700.24)	(1,237,638.45)	(1,300,000.00)	(903,149.30)	(650,000.00)
<b>Subtotal Fund : 2001</b>	<b>Subgroup : None</b>	<b>(1,248,700.24)</b>	<b>(1,237,638.45)</b>	<b>(1,300,000.00)</b>	<b>(903,149.30)</b>	<b>(650,000.00)</b>
<b>Fund : [2002] LOCAL HTAX</b>						
2002-10-0001-000-00000-42330	LOCAL HOSPITALITY TAX	(2,305,879.44)	(2,332,812.94)	(2,300,000.00)	(1,391,975.29)	(1,150,000.00)
<b>Subtotal Fund : 2002</b>	<b>Subgroup : None</b>	<b>(2,305,879.44)</b>	<b>(2,332,812.94)</b>	<b>(2,300,000.00)</b>	<b>(1,391,975.29)</b>	<b>(1,150,000.00)</b>
<b>Fund : [2010] LOCAL ADMISSIONS FEES</b>						
2010-10-0001-000-00000-42340	LOCAL ADMISSIONS FEES	(1,830,586.04)	(1,913,054.75)	(1,900,000.00)	(1,104,392.25)	(950,000.00)
<b>Subtotal Fund : 2010</b>	<b>Subgroup : None</b>	<b>(1,830,586.04)</b>	<b>(1,913,054.75)</b>	<b>(1,900,000.00)</b>	<b>(1,104,392.25)</b>	<b>(950,000.00)</b>
<b>Fund : [2202] BCSO HAZ MAT TRUST</b>						
2202-20-0001-000-00000-42100	HAZARDOUS MATERIALS LICENSES	(32,100.00)	(31,550.00)	(30,000.00)	(32,100.00)	(30,000.00)
<b>Subtotal Fund : 2202</b>	<b>Subgroup : None</b>	<b>(32,100.00)</b>	<b>(31,550.00)</b>	<b>(30,000.00)</b>	<b>(32,100.00)</b>	<b>(30,000.00)</b>
<b>Subtotal All Funds Presented</b>	<b>Subgroup : None</b>	<b>(9,539,596.69)</b>	<b>(9,155,499.05)</b>	<b>(9,585,200.00)</b>	<b>(5,569,168.44)</b>	<b>(5,780,500.00)</b>
<b>All Funds Presented</b>	<b>Group Total [42] LICENSES AND PERMITS</b>	<b>(9,539,596.69)</b>	<b>(9,155,499.05)</b>	<b>(9,585,200.00)</b>	<b>(5,569,168.44)</b>	<b>(5,780,500.00)</b>
<b>Group : [43] INTERGOVERNMENTAL</b>						
<b>Subgroup : None</b>						
<b>Fund : [0242] GEN FUND - TT ENG</b>						
0242-20-0001-000-00000-43300	STATE AID - TRAF SIGNALS MAINT	(56,915.63)	(30,421.87)	0.00	(19,100.00)	0.00
0242-20-0001-000-00000-43303	STATE AID - TRF SIGNALS ENGINE	(54,500.00)	(3,500.00)	0.00	0.00	0.00
0242-20-0001-000-00000-43304	STATE AID - TRF SIGNALS OPS	0.00	(26,089.90)	0.00	(2,061.90)	0.00
0242-20-0001-000-00000-43306	STATE AID - TRF SIGNALS LOOP	(51,097.75)	(72,284.61)	0.00	(4,636.26)	0.00
<b>Subtotal Fund : 0242</b>	<b>Subgroup : None</b>	<b>(162,513.38)</b>	<b>(132,296.38)</b>	<b>0.00</b>	<b>(25,798.16)</b>	<b>0.00</b>
<b>Fund : [1000] GEN FUND</b>						
1000-10-0001-000-00000-43010	STATE AID TO SUBDIVISIONS	(6,185,390.66)	(6,245,500.21)	(6,746,324.00)	(1,643,789.28)	(5,734,375.40)
1000-10-0001-000-00000-43015	HOMESTEAD EXEMPTION, ETC	(1,899,738.28)	(1,924,096.86)	(1,937,733.00)	0.00	(1,743,959.70)
1000-10-0001-000-00000-43020	MERCHANTS INVENTORY TAX	(186,308.92)	(186,308.92)	(186,308.00)	(139,731.69)	(186,309.00)
1000-10-0001-000-00000-43021	MANUFACTURER TAX EXEMPT PROGRM	(18,154.55)	(29,197.77)	(36,000.00)	0.00	(30,000.00)
1000-10-0001-000-00000-43022	MOTOR CARRIER PAYMENTS	(154,776.22)	(214,334.87)	(200,000.00)	(57,327.46)	(200,000.00)
1000-10-0001-000-00000-43040	PAYMENTS IN LIEU OF TAXES	(106,852.51)	(137,339.56)	(100,000.00)	(104,440.64)	(100,000.00)

**Revenues (detail) subtotaled by category**

Account	Description	3rd PP-ACTUAL 6/30/2018	2nd PP-ACTUAL 6/30/2019	1st PP-FBUDGET 6/30/2020	1st PP-YTD ACTUAL 6/30/2020	REQUESTED BUDGET 6/30/2021
1000-10-0001-000-00000-43041	PYMT IN LIEU OF - FEDERAL	(18,466.88)	(25,595.64)	(10,000.00)	0.00	(20,000.00)
1000-10-0001-000-00000-43051	LOCAL ASSESSMENT FEE- UBER	(4,987.47)	(7,772.38)	(5,000.00)	(4,618.12)	(5,000.00)
1000-10-0001-000-00000-43200	VETERANS OFFICER STIPEND	(5,370.75)	(5,370.75)	(5,370.00)	(4,108.62)	(5,370.00)
1000-10-0001-000-00000-43230	VOTER REG/ELEC STIPENDS	(12,302.08)	(15,810.42)	(12,000.00)	(5,258.16)	(12,000.00)
1000-10-0001-000-00000-43250	SALARY SUP'LMTS FR STATE	(7,875.00)	(7,875.00)	(7,875.00)	(5,910.00)	(7,875.00)
1000-10-0001-000-00000-43290	POLL'TN CNTRL PEN FR STAT	(2,604.00)	(5,196.00)	(3,000.00)	0.00	(2,000.00)
1000-10-0001-000-00000-43300	STATE AID - TRAF SIGNALS MAINT	2,226.00	0.00	0.00	0.00	0.00
1000-10-0001-000-00000-43304	STATE AID - TRF SIGNALS OPS	(10,000.00)	0.00	0.00	0.00	0.00
1000-10-0001-000-00000-43308	TRAFFIC SIGNAL MAINT- TOHHI	(25,000.00)	25,000.00	0.00	0.00	0.00
1000-10-0001-000-00000-43410	FEMA GRANT REVENUES	(20,351,658.34)	(5,438,447.82)	0.00	(181,251.91)	0.00
1000-10-0001-000-00000-43450	SCEMD (FEMA MATCH) GRANT REV	(6,434,644.87)	(1,814,104.92)	0.00	(60,417.30)	0.00
1000-10-0001-000-00000-43770	STATE GRANT FUNDS	(35,000.00)	(25,000.00)	0.00	0.00	0.00
1000-10-0001-000-00000-43780	FEDERAL GRANT FUNDS	(359,649.50)	0.00	0.00	0.00	0.00
1000-10-1104-000-00000-43240	SC DEPT OF COMMERCE - ECON DEV	(340,000.00)	(100,000.00)	0.00	(50,000.00)	0.00
<b>Subtotal Fund : 1000</b>	<b>Subgroup : None</b>	<b>(36,156,554.03)</b>	<b>(16,156,951.12)</b>	<b>(9,249,610.00)</b>	<b>(2,256,853.18)</b>	<b>(8,046,889.10)</b>
<b>Fund : [2000]</b>	<b>STATE ATAX</b>					
2000-10-0001-000-00000-43320	ACCOMMD'TN TX FNDS-STATE	(755,902.85)	(824,967.97)	(850,000.00)	(506,635.18)	(425,000.00)
<b>Subtotal Fund : 2000</b>	<b>Subgroup : None</b>	<b>(755,902.85)</b>	<b>(824,967.97)</b>	<b>(850,000.00)</b>	<b>(506,635.18)</b>	<b>(425,000.00)</b>
<b>Fund : [2001]</b>	<b>LOCAL ATAX</b>					
2001-10-0001-000-00000-43410	FEMA GRANT REVENUES	(88,550.03)	(12,003.75)	0.00	0.00	0.00
2001-10-0001-000-00000-43450	SCEMD (FEMA MATCH) GRANT REV	(29,516.67)	(4,001.25)	0.00	0.00	0.00
<b>Subtotal Fund : 2001</b>	<b>Subgroup : None</b>	<b>(118,066.70)</b>	<b>(16,005.00)</b>	<b>0.00</b>	<b>0.00</b>	<b>0.00</b>
<b>Fund : [2002]</b>	<b>LOCAL HTAX</b>					
2002-10-0001-000-00000-43670	WHITEHALL BOAT RAMP INTERGOVTA	0.00	(163,700.31)	0.00	0.00	0.00
<b>Subtotal Fund : 2002</b>	<b>Subgroup : None</b>	<b>0.00</b>	<b>(163,700.31)</b>	<b>0.00</b>	<b>0.00</b>	<b>0.00</b>
<b>Fund : [2003]</b>	<b>RURAL &amp; CRITICAL DEBT SERVICE</b>					
2003-10-0001-000-00000-43015	HOMESTEAD EXEMPTION, ETC	(172,019.31)	(176,253.15)	(175,000.00)	0.00	(175,000.00)
2003-10-0001-000-00000-43022	MOTOR CARRIER PAYMENTS	(14,592.39)	(19,489.34)	(20,000.00)	(5,412.74)	(20,000.00)
2003-10-0001-000-00000-43041	PYMT IN LIEU OF - FEDERAL	(2,562.85)	(1,381.66)	(1,400.00)	(2.18)	(1,400.00)
<b>Subtotal Fund : 2003</b>	<b>Subgroup : None</b>	<b>(189,174.55)</b>	<b>(197,124.15)</b>	<b>(196,400.00)</b>	<b>(5,414.92)</b>	<b>(196,400.00)</b>
<b>Fund : [2032]</b>	<b>MISCELLANEOUS GRANTS</b>					
2032-20-0001-000-00000-43780	FEDERAL GRANT FUNDS	(4,945.60)	0.00	0.00	0.00	0.00
<b>Subtotal Fund : 2032</b>	<b>Subgroup : None</b>	<b>(4,945.60)</b>	<b>0.00</b>	<b>0.00</b>	<b>0.00</b>	<b>0.00</b>
<b>Fund : [2100]</b>	<b>CLERK OF COURT - INCENTIVES</b>					
2100-10-0001-000-00000-43285	FAM CT - TITLE IV-D INCENTIVE	(57,814.61)	(58,432.45)	(50,000.00)	(23,551.05)	(50,000.00)
<b>Subtotal Fund : 2100</b>	<b>Subgroup : None</b>	<b>(57,814.61)</b>	<b>(58,432.45)</b>	<b>(50,000.00)</b>	<b>(23,551.05)</b>	<b>(50,000.00)</b>
<b>Fund : [2101]</b>	<b>CLERK OF COURT - UNIT COST</b>					
2101-10-0001-000-00000-43280	COC CHILD SUPP UNIT COSTS	(376,379.63)	(274,484.52)	(250,000.00)	(122,816.86)	(250,000.00)
<b>Subtotal Fund : 2101</b>	<b>Subgroup : None</b>	<b>(376,379.63)</b>	<b>(274,484.52)</b>	<b>(250,000.00)</b>	<b>(122,816.86)</b>	<b>(250,000.00)</b>
<b>Fund : [2110]</b>	<b>14TH CIRCUIT PUBLIC DEFENDER</b>					
2110-10-0001-000-00000-43220	PUBLIC DEFENDER STIPEND	(1,078,118.39)	(1,095,912.83)	(1,100,000.00)	(694,510.58)	(1,100,000.00)
2110-10-0001-000-00000-43225	PUBLIC DEFENDER STATE REIMB	0.00	(20,545.25)	0.00	(43,087.61)	0.00
<b>Subtotal Fund : 2110</b>	<b>Subgroup : None</b>	<b>(1,078,118.39)</b>	<b>(1,116,458.08)</b>	<b>(1,100,000.00)</b>	<b>(737,598.19)</b>	<b>(1,100,000.00)</b>

**Revenues (detail) subtotaled by category**

Account	Description	3rd PP-ACTUAL 6/30/2018	2nd PP-ACTUAL 6/30/2019	1st PP-FBUDGET 6/30/2020	1st PP-YTD ACTUAL 6/30/2020	REQUESTED BUDGET 6/30/2021
<b>Fund : [2201]</b>	<b>BCSO E-911</b>					
2201-20-0001-000-00000-43210	EMERGENCY PREPAREDNESS DIVISIO	(712,950.88)	(727,993.36)	(725,000.00)	(319,606.66)	(725,000.00)
2201-20-0001-000-00000-43211	EMERGENCY PREPARED - TOHH	(35,546.20)	0.00	0.00	(168,497.60)	0.00
<b>Subtotal Fund : 2201</b>	<b>Subgroup : None</b>	<b>(748,497.08)</b>	<b>(727,993.36)</b>	<b>(725,000.00)</b>	<b>(488,104.26)</b>	<b>(725,000.00)</b>
<b>Fund : [2202]</b>	<b>BCSO HAZ MAT TRUST</b>					
2202-20-0001-000-00000-43920	GRANT REVENUES	(29,581.42)	(18,894.00)	(20,000.00)	0.00	(20,000.00)
<b>Subtotal Fund : 2202</b>	<b>Subgroup : None</b>	<b>(29,581.42)</b>	<b>(18,894.00)</b>	<b>(20,000.00)</b>	<b>0.00</b>	<b>(20,000.00)</b>
<b>Fund : [2221]</b>	<b>EMS STATE GRANT</b>					
2221-20-0001-000-00000-43770	STATE GRANT FUNDS	(15,236.94)	(15,236.94)	0.00	0.00	0.00
<b>Subtotal Fund : 2221</b>	<b>Subgroup : None</b>	<b>(15,236.94)</b>	<b>(15,236.94)</b>	<b>0.00</b>	<b>0.00</b>	<b>0.00</b>
<b>Fund : [2242]</b>	<b>DETENTION CENTER ALIEN ASSIST</b>					
2242-20-0001-000-00000-43780	SCAAP GRANT	0.00	(68,089.00)	(60,000.00)	(94,640.00)	(60,000.00)
<b>Subtotal Fund : 2242</b>	<b>Subgroup : None</b>	<b>0.00</b>	<b>(68,089.00)</b>	<b>(60,000.00)</b>	<b>(94,640.00)</b>	<b>(60,000.00)</b>
<b>Fund : [2251]</b>	<b>VICTIMS ASSISTANCE PROGRAM</b>					
2251-20-0001-000-00000-43670	TOWN OF HILTON HEAD	(63,542.00)	(63,542.04)	(63,542.00)	(47,656.53)	(63,542.00)
<b>Subtotal Fund : 2251</b>	<b>Subgroup : None</b>	<b>(63,542.00)</b>	<b>(63,542.04)</b>	<b>(63,542.00)</b>	<b>(47,656.53)</b>	<b>(63,542.00)</b>
<b>Fund : [2253]</b>	<b>BCSO SCHOOL RESOURCE</b>					
2253-20-0001-000-00000-43660	B C S D REVENUES	(397,962.50)	(414,930.00)	(415,000.00)	(317,096.02)	(415,000.00)
2253-20-0001-000-00000-43665	C E C REVENUES	(58,125.36)	(69,964.00)	(70,000.00)	(46,371.36)	(70,000.00)
<b>Subtotal Fund : 2253</b>	<b>Subgroup : None</b>	<b>(456,087.86)</b>	<b>(484,894.00)</b>	<b>(485,000.00)</b>	<b>(363,467.38)</b>	<b>(485,000.00)</b>
<b>Fund : [2259]</b>	<b>BCSO FAMILY COURT TRUST</b>					
2259-20-0001-000-00000-43920	GRANT REVENUES	(16,236.00)	(14,223.00)	0.00	(3,613.50)	0.00
<b>Subtotal Fund : 2259</b>	<b>Subgroup : None</b>	<b>(16,236.00)</b>	<b>(14,223.00)</b>	<b>0.00</b>	<b>(3,613.50)</b>	<b>0.00</b>
<b>Fund : [2262]</b>	<b>BCSO BODY CAMERAS</b>					
2262-20-0001-000-00000-43770	STATE GRANT FUNDS	0.00	(62,095.55)	0.00	(67,584.95)	0.00
<b>Subtotal Fund : 2262</b>	<b>Subgroup : None</b>	<b>0.00</b>	<b>(62,095.55)</b>	<b>0.00</b>	<b>(67,584.95)</b>	<b>0.00</b>
<b>Fund : [2342]</b>	<b>COUNTYWIDE MOTOR VEHICLE FEES</b>					
2342-30-0001-000-00000-43050	STATE 'C' HWY FUNDS	(2,270,893.57)	0.00	0.00	0.00	0.00
2342-30-0001-000-00000-43410	FEMA GRANT REVENUES	(995,100.00)	0.00	0.00	0.00	0.00
2342-30-0001-000-00000-43450	SCEMD (FEMA MATCH) GRANT REV	(331,700.00)	0.00	0.00	0.00	0.00
<b>Subtotal Fund : 2342</b>	<b>Subgroup : None</b>	<b>(3,597,693.57)</b>	<b>0.00</b>	<b>0.00</b>	<b>0.00</b>	<b>0.00</b>
<b>Fund : [2343]</b>	<b>CTC - STATE GAS TAX FUNDS</b>					
2343-30-0001-00C-00000-43050	STATE 'C' HWY FUNDS	0.00	(2,938,562.60)	(2,500,000.00)	(1,416,374.17)	(2,000,000.00)
<b>Subtotal Fund : 2343</b>	<b>Subgroup : None</b>	<b>0.00</b>	<b>(2,938,562.60)</b>	<b>(2,500,000.00)</b>	<b>(1,416,374.17)</b>	<b>(2,000,000.00)</b>
<b>Fund : [2344]</b>	<b>DHEC OIL COLLECTION GRANT</b>					
2344-30-0001-000-00000-43750	SCDHEC GRANT REVENUES	(16,569.06)	(63,673.84)	0.00	(3,565.00)	0.00
<b>Subtotal Fund : 2344</b>	<b>Subgroup : None</b>	<b>(16,569.06)</b>	<b>(63,673.84)</b>	<b>0.00</b>	<b>(3,565.00)</b>	<b>0.00</b>
<b>Fund : [2345]</b>	<b>STATE TIRE RECYCLING FEE</b>					
2345-30-0001-000-00000-43310	SOLID WASTE TIRE FEES	(77,813.30)	(104,918.07)	0.00	(25,318.86)	0.00

**Revenues (detail) subtotaled by category**

Account	Description	3rd PP-ACTUAL 6/30/2018	2nd PP-ACTUAL 6/30/2019	1st PP-FBUDGET 6/30/2020	1st PP-YTD ACTUAL 6/30/2020	REQUESTED BUDGET 6/30/2021
<b>Subtotal Fund : 2345</b>	<b>Subgroup : None</b>	<b>(77,813.30)</b>	<b>(104,918.07)</b>	<b>0.00</b>	<b>(25,318.86)</b>	<b>0.00</b>
<b>Fund : [2348]</b>	<b>DHEC WASTE TIRE GRANT</b>					
2348-30-0001-000-00000-43750	SCDHEC GRANT REVENUES	(1,045.74)	(8,987.13)	0.00	(1,068.86)	0.00
<b>Subtotal Fund : 2348</b>	<b>Subgroup : None</b>	<b>(1,045.74)</b>	<b>(8,987.13)</b>	<b>0.00</b>	<b>(1,068.86)</b>	<b>0.00</b>
<b>Fund : [2349]</b>	<b>DHEC SOLID WASTE GRANT</b>					
2349-30-0001-000-00000-43750	SCDHEC GRANT REVENUES	(51,320.93)	(66,660.72)	0.00	(26,250.00)	0.00
<b>Subtotal Fund : 2349</b>	<b>Subgroup : None</b>	<b>(51,320.93)</b>	<b>(66,660.72)</b>	<b>0.00</b>	<b>(26,250.00)</b>	<b>0.00</b>
<b>Fund : [2352]</b>	<b>PALMETTO PRIDE ENFORCEMENT</b>					
2352-30-0001-000-00000-43920	GRANT REVENUES	(2,500.00)	0.00	0.00	0.00	0.00
2352-30-0002-000-00000-43920	GRANT REVENUES	(15,765.00)	(23,750.00)	0.00	(16,500.00)	0.00
<b>Subtotal Fund : 2352</b>	<b>Subgroup : None</b>	<b>(18,265.00)</b>	<b>(23,750.00)</b>	<b>0.00</b>	<b>(16,500.00)</b>	<b>0.00</b>
<b>Fund : [2401]</b>	<b>ALCOHOL &amp; DRUG ABUSE - ADMIN</b>					
2401-40-0001-000-00000-43625	DAODAS STATE SPECIAL GRANTS	0.00	0.00	0.00	(40,000.00)	0.00
<b>Subtotal Fund : 2401</b>	<b>Subgroup : None</b>	<b>0.00</b>	<b>0.00</b>	<b>0.00</b>	<b>(40,000.00)</b>	<b>0.00</b>
<b>Fund : [2402]</b>	<b>ALCOHOL &amp; DRUG ABUSE - SAFETY ACTION</b>					
2402-40-0001-000-00000-43600	DAODOS CONSOL'D CONTRACT	(29,007.00)	(29,007.00)	(29,007.00)	(14,504.00)	(29,007.00)
2402-40-0001-000-00000-43610	DAODOS BLOCK GRANT	(6,308.06)	(6,308.06)	(6,308.00)	(3,154.03)	(6,308.00)
2402-40-0001-000-00000-43620	DAODOS COLAS/MERIT	(9,786.34)	(9,905.97)	(10,261.00)	(5,130.50)	(10,261.00)
<b>Subtotal Fund : 2402</b>	<b>Subgroup : None</b>	<b>(45,101.40)</b>	<b>(45,221.03)</b>	<b>(45,576.00)</b>	<b>(22,788.53)</b>	<b>(45,576.00)</b>
<b>Fund : [2403]</b>	<b>ALCOHOL &amp; DRUG ABUSE - SCHOOL INTERVENTION</b>					
2403-40-0001-000-00000-43030	STATE MINI BOTTLE FUNDS	(84,988.02)	(92,584.80)	(61,616.00)	(15,404.21)	(61,616.00)
2403-40-0001-000-00000-43600	DAODOS CONSOL'D CONTRACT	(1,753.00)	(1,753.00)	(1,753.00)	(9,505.00)	(1,753.00)
2403-40-0001-000-00000-43620	DAODOS COLAS/MERIT	(3,987.04)	(2,568.22)	(2,660.00)	(1,330.13)	(2,660.00)
2403-40-0001-000-00000-43660	SCHOOL DISTRICT	0.00	0.00	0.00	0.00	(11,250.00)
<b>Subtotal Fund : 2403</b>	<b>Subgroup : None</b>	<b>(90,728.06)</b>	<b>(96,906.02)</b>	<b>(66,029.00)</b>	<b>(26,239.34)</b>	<b>(77,279.00)</b>
<b>Fund : [2404]</b>	<b>ALCOHOL &amp; DRUG ABUSE - COMMUNITY BASED TREATMENT</b>					
2404-40-0001-000-00000-43030	STATE MINI BOTTLE FUNDS	(84,988.05)	(92,584.76)	(61,616.00)	(15,404.20)	(61,616.00)
2404-40-0001-000-00000-43600	DAODOS CONSOL'D CONTRACT	(245,864.00)	(221,658.00)	(256,683.00)	(179,888.00)	(256,683.00)
2404-40-0001-000-00000-43620	DAODOS COLAS/MERIT	(10,148.80)	(14,675.53)	(15,202.00)	(7,600.74)	(15,202.00)
2404-40-0001-000-00000-43630	DAODOS SPECIAL GRANTS	(18,333.32)	0.00	0.00	0.00	0.00
2404-40-0001-000-00000-43635	STEP UP PROGRAM REVENUES	(3,827.92)	(6,611.26)	(7,000.00)	(2,140.33)	(8,200.00)
<b>Subtotal Fund : 2404</b>	<b>Subgroup : None</b>	<b>(363,162.09)</b>	<b>(335,529.55)</b>	<b>(340,501.00)</b>	<b>(205,033.27)</b>	<b>(341,701.00)</b>
<b>Fund : [2405]</b>	<b>ALCOHOL &amp; DRUG ABUSE - PREVENTIVE EDUCATION</b>					
2405-40-0001-000-00000-43030	STATE MINI BOTTLE FUNDS	(84,988.05)	(92,584.75)	(61,616.00)	(15,404.20)	(61,616.00)
2405-40-0001-000-00000-43600	DAODOS CONSOL'D CONTRACT	(96,884.00)	(98,060.70)	(115,800.00)	(87,975.00)	(115,800.00)
2405-40-0001-000-00000-43605	DAODAS FED BLK - STATE FUNDS	0.00	0.00	(1,500.00)	0.00	(1,500.00)
2405-40-0001-000-00000-43620	DAODOS COLAS/MERIT	(6,886.70)	(6,970.87)	(7,221.00)	(3,610.34)	(7,221.00)
2405-40-0001-000-00000-43630	DAODOS SPECIAL GRANTS	(1,557.88)	0.00	0.00	0.00	0.00
2405-40-0001-000-00000-43660	B C S D REVENUES	0.00	(12,000.00)	0.00	0.00	0.00
<b>Subtotal Fund : 2405</b>	<b>Subgroup : None</b>	<b>(190,316.63)</b>	<b>(209,616.32)</b>	<b>(186,137.00)</b>	<b>(106,989.54)</b>	<b>(186,137.00)</b>
<b>Fund : [2406]</b>	<b>ALCOHOL &amp; DRUG ABUSE - SBIRT</b>					
2406-40-0001-000-00000-43640	DAODAS SBIRT FUNDS	0.00	0.00	(188,447.00)	(2,350.00)	0.00

**Revenues (detail) subtotaled by category**

Account	Description	3rd PP-ACTUAL 6/30/2018	2nd PP-ACTUAL 6/30/2019	1st PP-FBUDGET 6/30/2020	1st PP-YTD ACTUAL 6/30/2020	REQUESTED BUDGET 6/30/2021
<b>Subtotal Fund : 2406</b>	<b>Subgroup : None</b>	<b>0.00</b>	<b>0.00</b>	<b>(188,447.00)</b>	<b>(2,350.00)</b>	<b>0.00</b>
<b>Fund : [2407]</b>	<b>ALCOHOL &amp; DRUG ABUSE - INTENSIVE OUTPATIENT</b>					
2407-40-0001-000-00000-43030	STATE MINI BOTTLE FUNDS	(84,988.07)	(92,584.75)	(61,616.00)	(15,404.20)	(61,616.00)
2407-40-0001-000-00000-43600	DAODOS CONSOL'D CONTRACT	(35,708.00)	(53,925.00)	0.00	(31,384.00)	0.00
2407-40-0001-000-00000-43620	DAODOS COLAS/MERIT	(5,436.86)	(2,568.22)	(2,660.00)	(1,330.13)	(2,660.00)
<b>Subtotal Fund : 2407</b>	<b>Subgroup : None</b>	<b>(126,132.93)</b>	<b>(149,077.97)</b>	<b>(64,276.00)</b>	<b>(48,118.33)</b>	<b>(64,276.00)</b>
<b>Fund : [2408]</b>	<b>ALCOHOL &amp; DRUG ABUSE - MEDICATION ASSISTED TREATMNT</b>					
2408-40-0001-000-00000-43645	DAODAS MAT MEDICAL REIMBURSEMENT	0.00	0.00	0.00	(20.00)	(16,270.00)
2408-40-0001-000-00000-43646	DAODAS MAT PHARMACY REIMBURSEMENT	0.00	0.00	0.00	0.00	(35,062.00)
<b>Subtotal Fund : 2408</b>	<b>Subgroup : None</b>	<b>0.00</b>	<b>0.00</b>	<b>0.00</b>	<b>(20.00)</b>	<b>(51,332.00)</b>
<b>Fund : [2409]</b>	<b>ALCOHOL &amp; DRUG ABUSE - BRIDGE PROGRAM</b>					
2409-40-0001-000-00000-43640	DAODAS BRIDGE PROGRAM REIMB	0.00	0.00	(50,000.00)	(1,582.00)	0.00
<b>Subtotal Fund : 2409</b>	<b>Subgroup : None</b>	<b>0.00</b>	<b>0.00</b>	<b>(50,000.00)</b>	<b>(1,582.00)</b>	<b>0.00</b>
<b>Fund : [2410]</b>	<b>ALCOHOL &amp; DRUG ABUSE - PREVENTION ECHO GRANT</b>					
2410-40-0001-000-00000-43640	ECHO GRANT PAYMENT	0.00	0.00	(25,000.00)	(4,963.00)	0.00
<b>Subtotal Fund : 2410</b>	<b>Subgroup : None</b>	<b>0.00</b>	<b>0.00</b>	<b>(25,000.00)</b>	<b>(4,963.00)</b>	<b>0.00</b>
<b>Fund : [2411]</b>	<b>ALCOHOL &amp; DRUG ABUSE - PREVENTION COUNTER TOOLS</b>					
2411-40-0001-000-00000-43625	PREVENTION ECHO GRANT	0.00	0.00	(9,500.00)	0.00	0.00
<b>Subtotal Fund : 2411</b>	<b>Subgroup : None</b>	<b>0.00</b>	<b>0.00</b>	<b>(9,500.00)</b>	<b>0.00</b>	<b>0.00</b>
<b>Fund : [2442]</b>	<b>DSN - ADULT EMPLOYMENT SVCS</b>					
2442-40-0001-000-00000-43530	SCDDSN CONTRACT REVENUE	(2,249,284.53)	(2,442,595.50)	(2,645,500.00)	(1,984,386.26)	(2,776,889.00)
2442-40-0001-000-00000-43540	SCDOT GRANT REVENUE	(98,711.00)	(50,000.00)	(50,000.00)	0.00	0.00
<b>Subtotal Fund : 2442</b>	<b>Subgroup : None</b>	<b>(2,347,995.53)</b>	<b>(2,492,595.50)</b>	<b>(2,695,500.00)</b>	<b>(1,984,386.26)</b>	<b>(2,776,889.00)</b>
<b>Fund : [2443]</b>	<b>DSN - SUPERVISED LIVING</b>					
2443-40-0001-000-00000-43530	SCDDSN CONTRACT REVENUE	(88,252.34)	(103,462.77)	(73,871.00)	(54,308.84)	(76,800.00)
<b>Subtotal Fund : 2443</b>	<b>Subgroup : None</b>	<b>(88,252.34)</b>	<b>(103,462.77)</b>	<b>(73,871.00)</b>	<b>(54,308.84)</b>	<b>(76,800.00)</b>
<b>Fund : [2444]</b>	<b>DSN - CASE MANAGEMENT</b>					
2444-40-0001-000-00000-43530	SCDDSN CONTRACT REVENUE	(338,799.49)	(351,505.94)	(204,000.00)	(135,859.96)	(224,640.00)
<b>Subtotal Fund : 2444</b>	<b>Subgroup : None</b>	<b>(338,799.49)</b>	<b>(351,505.94)</b>	<b>(204,000.00)</b>	<b>(135,859.96)</b>	<b>(224,640.00)</b>
<b>Fund : [2445]</b>	<b>DSN - FAMILY SUPPORT PROJECT</b>					
2445-40-0001-000-00000-43530	SCDDSN CONTRACT REVENUE	(1,133.00)	(700.00)	(2,000.00)	0.00	(2,000.00)
<b>Subtotal Fund : 2445</b>	<b>Subgroup : None</b>	<b>(1,133.00)</b>	<b>(700.00)</b>	<b>(2,000.00)</b>	<b>0.00</b>	<b>(2,000.00)</b>
<b>Fund : [2447]</b>	<b>DSN - PORT ROYAL RESIDENCE</b>					
2447-40-0001-000-00000-43530	SCDDSN CONTRACT REVENUE	(1,092,308.84)	(1,030,767.29)	(64,172.00)	(64,172.00)	0.00
<b>Subtotal Fund : 2447</b>	<b>Subgroup : None</b>	<b>(1,092,308.84)</b>	<b>(1,030,767.29)</b>	<b>(64,172.00)</b>	<b>(64,172.00)</b>	<b>0.00</b>
<b>Fund : [2448]</b>	<b>DSN - EARLY INTERVENTION</b>					
2448-40-0001-000-00000-43530	SCDDSN CONTRACT REVENUE	(333,755.00)	(363,022.82)	(7,189.00)	(77,638.74)	(150,000.00)
2448-40-0001-000-00000-43560	SCDHHS CONTRACT	0.00	0.00	(388,811.00)	(200,484.48)	(300,000.00)
<b>Subtotal Fund : 2448</b>	<b>Subgroup : None</b>	<b>(333,755.00)</b>	<b>(363,022.82)</b>	<b>(396,000.00)</b>	<b>(278,123.22)</b>	<b>(450,000.00)</b>



**Revenues (detail) subtotaled by category**

Account	Description	3rd PP-ACTUAL 6/30/2018	2nd PP-ACTUAL 6/30/2019	1st PP-FBUDGET 6/30/2020	1st PP-YTD ACTUAL 6/30/2020	REQUESTED BUDGET 6/30/2021
<b>Fund : [2449]</b>	<b>DSN - SUMMER SERVICES</b>					
2449-40-0001-000-00000-43530	SCDDSN CONTRACT REVENUE	(4,750.00)	0.00	(4,500.00)	(4,500.00)	0.00
<b>Subtotal Fund : 2449</b>	<b>Subgroup : None</b>	<b>(4,750.00)</b>	<b>0.00</b>	<b>(4,500.00)</b>	<b>(4,500.00)</b>	<b>0.00</b>
<b>Fund : [2450]</b>	<b>DSN - COMMUNITY TRAINING</b>					
2450-40-0001-000-00000-43530	SCDDSN CONTRACT COTTAGE WALK	(262,324.76)	(284,724.64)	(287,340.00)	(202,869.44)	(287,340.00)
2450-40-0001-000-00000-43531	SCDDSN CONTRACT LITTLE CAPERS	(266,913.52)	(275,083.01)	(273,040.00)	(201,342.16)	(273,040.00)
2450-40-0001-000-00000-43532	SCDDSN CONTRACT PEYTON	(246,290.00)	(238,874.88)	(273,040.00)	(201,342.16)	(273,040.00)
2450-40-0001-000-00000-43533	SCDDSN CONTRACT FRASER	(246,290.00)	(255,174.91)	(273,040.00)	(201,342.16)	(273,040.00)
2450-40-0001-000-00000-43534	SCDDSN CONTRACT CHLOE	(232,574.85)	(264,816.48)	(304,507.00)	(225,515.57)	(304,507.00)
2450-40-0001-000-00000-43535	SCDDSN CONTRACT LAKE CROSSING	(232,574.85)	(252,787.55)	(270,173.00)	(191,541.21)	(270,172.00)
2450-40-0001-000-00000-43536	SCDDSN CONTRACT PINECREST	(253,198.33)	(256,437.23)	(255,872.00)	(187,734.10)	(255,782.00)
2450-40-0001-000-00000-43537	SCDDSN CONTRACT CENTER	0.00	0.00	(290,208.00)	(205,912.54)	(290,207.00)
2450-40-0001-000-00000-43538	SCDDSN CONTRACT WADDELL	0.00	0.00	(255,872.00)	(287,734.09)	(255,872.00)
2450-40-0001-000-00000-43539	SCDDSN CONTRACT DEANNE	0.00	0.00	(296,133.00)	(220,967.91)	(296,133.00)
<b>Subtotal Fund : 2450</b>	<b>Subgroup : None</b>	<b>(1,740,166.31)</b>	<b>(1,827,898.70)</b>	<b>(2,779,225.00)</b>	<b>(2,126,301.34)</b>	<b>(2,779,133.00)</b>
<b>Fund : [2451]</b>	<b>DSN - ENHANCED SERVICES</b>					
2451-40-0001-000-00000-43530	SCDDSN CONTRACT REVENUE	(338,033.02)	(302,855.86)	(375,000.00)	(295,948.85)	(400,000.00)
<b>Subtotal Fund : 2451</b>	<b>Subgroup : None</b>	<b>(338,033.02)</b>	<b>(302,855.86)</b>	<b>(375,000.00)</b>	<b>(295,948.85)</b>	<b>(400,000.00)</b>
<b>Fund : [2453]</b>	<b>DSN - RESPITE</b>					
2453-40-0001-000-00000-43530	SCDDSN CONTRACT REVENUE	(24,588.00)	(26,473.00)	(25,100.00)	(19,737.00)	(25,100.00)
<b>Subtotal Fund : 2453</b>	<b>Subgroup : None</b>	<b>(24,588.00)</b>	<b>(26,473.00)</b>	<b>(25,100.00)</b>	<b>(19,737.00)</b>	<b>(25,100.00)</b>
<b>Fund : [2455]</b>	<b>DSN - CTH I</b>					
2455-40-0001-000-00000-43530	SCDDSN CONTRACT REVENUE	(50,529.10)	(61,533.45)	(58,017.00)	(47,934.75)	(64,446.00)
<b>Subtotal Fund : 2455</b>	<b>Subgroup : None</b>	<b>(50,529.10)</b>	<b>(61,533.45)</b>	<b>(58,017.00)</b>	<b>(47,934.75)</b>	<b>(64,446.00)</b>
<b>Fund : [2457]</b>	<b>DSN - BREAKERS</b>					
2457-40-0001-000-00000-43540	SCDDSN SPEC GRANT REVENUE	(65,000.00)	0.00	0.00	0.00	0.00
<b>Subtotal Fund : 2457</b>	<b>Subgroup : None</b>	<b>(65,000.00)</b>	<b>0.00</b>	<b>0.00</b>	<b>0.00</b>	<b>0.00</b>
<b>Fund : [2458]</b>	<b>DSN - WAIVER RESPITE</b>					
2458-40-0001-000-00000-43530	SCDDSN CONTRACT REVENUE	(183,781.85)	(193,386.43)	(175,000.00)	(135,873.11)	(175,000.00)
<b>Subtotal Fund : 2458</b>	<b>Subgroup : None</b>	<b>(183,781.85)</b>	<b>(193,386.43)</b>	<b>(175,000.00)</b>	<b>(135,873.11)</b>	<b>(175,000.00)</b>
<b>Fund : [2460]</b>	<b>DSN - STATE FUNDED COMMUNITY SUPPORT</b>					
2460-40-0001-000-00000-43530	SCDDSN CONTRACT REVENUE	37,357.07	(41,686.00)	(45,000.00)	(29,211.75)	0.00
<b>Subtotal Fund : 2460</b>	<b>Subgroup : None</b>	<b>37,357.07</b>	<b>(41,686.00)</b>	<b>(45,000.00)</b>	<b>(29,211.75)</b>	<b>0.00</b>
<b>Fund : [2503]</b>	<b>COSY</b>					
2503-50-0001-000-00000-43770	STATE GRANT FUNDS	(197,232.00)	(197,202.00)	(197,232.00)	(140,926.19)	(207,232.00)
<b>Subtotal Fund : 2503</b>	<b>Subgroup : None</b>	<b>(197,232.00)</b>	<b>(197,202.00)</b>	<b>(197,232.00)</b>	<b>(140,926.19)</b>	<b>(207,232.00)</b>
<b>Fund : [2544]</b>	<b>CDBG/LCOG PROJECTS</b>					
2544-50-0001-000-00000-43710	CDBG FED GRANT REVENUES	(10,000.00)	(751,485.00)	(238,515.00)	(233,515.00)	0.00
<b>Subtotal Fund : 2544</b>	<b>Subgroup : None</b>	<b>(10,000.00)</b>	<b>(751,485.00)</b>	<b>(238,515.00)</b>	<b>(233,515.00)</b>	<b>0.00</b>
<b>Fund : [2545]</b>	<b>HUD - HOMES CONSORTIUM PROGRAM</b>					
2545-50-0001-000-00000-43780	FEDERAL GRANT FUNDS	(602,381.30)	(388,058.39)	(500,000.00)	(356,267.37)	(500,000.00)

**Revenues (detail) subtotaled by category**

Account	Description	3rd PP-ACTUAL 6/30/2018	2nd PP-ACTUAL 6/30/2019	1st PP-FBUDGET 6/30/2020	1st PP-YTD ACTUAL 6/30/2020	REQUESTED BUDGET 6/30/2021
<b>Subtotal Fund : 2545</b>	<b>Subgroup : None</b>	<u>(602,381.30)</u>	<u>(388,058.39)</u>	<u>(500,000.00)</u>	<u>(356,267.37)</u>	<u>(500,000.00)</u>
<b>Fund : [2546]</b>	<b>DAUFUSKIE FERRY</b>					
2546-50-0001-000-00000-43790	DAUFUSKIE FERRY GRANT	(80,000.00)	(80,000.00)	(80,000.00)	0.00	(80,000.00)
<b>Subtotal Fund : 2546</b>	<b>Subgroup : None</b>	<u>(80,000.00)</u>	<u>(80,000.00)</u>	<u>(80,000.00)</u>	<u>0.00</u>	<u>(80,000.00)</u>
<b>Fund : [2620]</b>	<b>LIBRARY GRANTS</b>					
2620-60-0001-000-00000-43730	LSTA GRANT REVENUES	(2,854.95)	0.00	0.00	0.00	0.00
2620-60-0001-000-00000-43765	OTHER GRANT REVENUE	(3,000.00)	0.00	0.00	0.00	0.00
2620-60-0003-000-00000-43765	OTHER GRANT REVENUE	(50,000.00)	0.00	0.00	0.00	0.00
<b>Subtotal Fund : 2620</b>	<b>Subgroup : None</b>	<u>(55,854.95)</u>	<u>0.00</u>	<u>0.00</u>	<u>0.00</u>	<u>0.00</u>
<b>Fund : [2621]</b>	<b>LIBRARY STATE LOTTERY</b>					
2621-60-0001-000-00000-43261	STATE LOTTERY - LIBRARY	(20,403.44)	(21,739.13)	0.00	0.00	0.00
<b>Subtotal Fund : 2621</b>	<b>Subgroup : None</b>	<u>(20,403.44)</u>	<u>(21,739.13)</u>	<u>0.00</u>	<u>0.00</u>	<u>0.00</u>
<b>Fund : [2624]</b>	<b>LSTA SUMMER READING RESOURCE</b>					
2624-60-0001-000-00000-43730	LSTA GRANT	(982.75)	0.00	0.00	0.00	0.00
<b>Subtotal Fund : 2624</b>	<b>Subgroup : None</b>	<u>(982.75)</u>	<u>0.00</u>	<u>0.00</u>	<u>0.00</u>	<u>0.00</u>
<b>Fund : [2629]</b>	<b>LIBRARY STATE AID</b>					
2629-60-0001-000-00000-43260	STATE AID TO LIBRARIES	(283,907.76)	(283,907.76)	(275,000.00)	(243,349.50)	(233,750.00)
<b>Subtotal Fund : 2629</b>	<b>Subgroup : None</b>	<u>(283,907.76)</u>	<u>(283,907.76)</u>	<u>(275,000.00)</u>	<u>(243,349.50)</u>	<u>(233,750.00)</u>
<b>Fund : [2632]</b>	<b>LSTA CONTINUING EDUCATION</b>					
2632-60-0001-000-00000-43730	LSTA GRANT REVENUES	0.00	(2,094.40)	0.00	0.00	0.00
<b>Subtotal Fund : 2632</b>	<b>Subgroup : None</b>	<u>0.00</u>	<u>(2,094.40)</u>	<u>0.00</u>	<u>0.00</u>	<u>0.00</u>
<b>Fund : [2670]</b>	<b>PARKS PARD GRANT</b>					
2670-60-0001-000-00000-43500	P A L S P A R D FUNDS	(98,702.00)	(50,000.00)	0.00	0.00	0.00
<b>Subtotal Fund : 2670</b>	<b>Subgroup : None</b>	<u>(98,702.00)</u>	<u>(50,000.00)</u>	<u>0.00</u>	<u>0.00</u>	<u>0.00</u>
<b>Fund : [2701]</b>	<b>PUBLIC SAFETY GRANTS</b>					
2701-20-0001-000-00000-43770	STATE GRANT FUNDS	0.00	0.00	0.00	(250,000.00)	0.00
<b>Subtotal Fund : 2701</b>	<b>Subgroup : None</b>	<u>0.00</u>	<u>0.00</u>	<u>0.00</u>	<u>(250,000.00)</u>	<u>0.00</u>
<b>Fund : [2713]</b>	<b>PUBLIC SAFETY GRANTS</b>					
2713-20-0002-000-00000-43780	FEDERAL GRANT FUNDS	0.00	(75,897.88)	0.00	0.00	0.00
<b>Subtotal Fund : 2713</b>	<b>Subgroup : None</b>	<u>0.00</u>	<u>(75,897.88)</u>	<u>0.00</u>	<u>0.00</u>	<u>0.00</u>
<b>Fund : [2716]</b>	<b>PUBLIC SAFETY GRANTS</b>					
2716-20-0002-000-00000-43770	STATE GRANT FUNDS	0.00	0.00	0.00	(63,314.00)	0.00
<b>Subtotal Fund : 2716</b>	<b>Subgroup : None</b>	<u>0.00</u>	<u>0.00</u>	<u>0.00</u>	<u>(63,314.00)</u>	<u>0.00</u>
<b>Fund : [2718]</b>	<b>PUBLIC SAFETY GRANTS</b>					
2718-20-0004-000-00000-43780	FEDERAL GRANT FUNDS	(7,802.52)	0.00	0.00	0.00	0.00
<b>Subtotal Fund : 2718</b>	<b>Subgroup : None</b>	<u>(7,802.52)</u>	<u>0.00</u>	<u>0.00</u>	<u>0.00</u>	<u>0.00</u>
<b>Fund : [2719]</b>	<b>PUBLIC SAFETY GRANTS</b>					
2719-20-0003-000-00000-43780	FEDERAL GRANT FUNDS	0.00	(20,528.27)	0.00	(2,448.16)	0.00
2719-20-0004-000-00000-43780	FEDERAL GRANT FUNDS	0.00	(7,971.20)	0.00	(5,216.25)	0.00

**Revenues (detail) subtotaled by category**

Account	Description	3rd PP-ACTUAL 6/30/2018	2nd PP-ACTUAL 6/30/2019	1st PP-FBUDGET 6/30/2020	1st PP-YTD ACTUAL 6/30/2020	REQUESTED BUDGET 6/30/2021
2719-20-0005-000-00000-43780	FEDERAL GRANT FUNDS	0.00	(33,242.44)	0.00	0.00	0.00
2719-20-0014-000-00000-43780	FEDERAL GRANT FUNDS	0.00	(20,819.95)	0.00	0.00	0.00
<b>Subtotal Fund : 2719</b>	<b>Subgroup : None</b>	<b>0.00</b>	<b>(82,561.86)</b>	<b>0.00</b>	<b>(7,664.41)</b>	<b>0.00</b>
<b>Fund : [2725]</b>	<b>PUBLIC SAFETY GRANTS</b>					
2725-20-0005-000-00000-43780	FEDERAL GRANT FUNDS	(21,267.50)	0.00	0.00	0.00	0.00
<b>Subtotal Fund : 2725</b>	<b>Subgroup : None</b>	<b>(21,267.50)</b>	<b>0.00</b>	<b>0.00</b>	<b>0.00</b>	<b>0.00</b>
<b>Fund : [2729]</b>	<b>PUBLIC SAFETY GRANTS</b>					
2729-20-0002-000-00000-43780	FEDERAL GRANT FUNDS	0.00	0.00	0.00	(21,000.00)	0.00
2729-20-0003-000-00000-43780	FEDERAL GRANT FUNDS	0.00	0.00	0.00	(32,727.25)	0.00
<b>Subtotal Fund : 2729</b>	<b>Subgroup : None</b>	<b>0.00</b>	<b>0.00</b>	<b>0.00</b>	<b>(53,727.25)</b>	<b>0.00</b>
<b>Fund : [2731]</b>	<b>PUBLIC SAFETY GRANTS</b>					
2731-20-0003-000-00000-43780	FEDERAL GRANT FUNDS	(149,181.58)	(818.42)	0.00	0.00	0.00
2731-20-0004-000-00000-43780	FEDERAL GRANT FUNDS	0.00	(10,000.00)	0.00	(34,367.87)	0.00
<b>Subtotal Fund : 2731</b>	<b>Subgroup : None</b>	<b>(149,181.58)</b>	<b>(10,818.42)</b>	<b>0.00</b>	<b>(34,367.87)</b>	<b>0.00</b>
<b>Fund : [2732]</b>	<b>PUBLIC SAFETY GRANTS</b>					
2732-20-0002-000-00000-43780	FEDERAL GRANT FUNDS	0.00	0.00	0.00	(17,192.17)	0.00
<b>Subtotal Fund : 2732</b>	<b>Subgroup : None</b>	<b>0.00</b>	<b>0.00</b>	<b>0.00</b>	<b>(17,192.17)</b>	<b>0.00</b>
<b>Fund : [2733]</b>	<b>PUBLIC SAFETY GRANTS</b>					
2733-20-0001-000-00000-43780	FEDERAL GRANT FUNDS	(51,841.33)	(5,000.58)	0.00	0.00	0.00
2733-20-0002-000-00000-43780	FEDERAL GRANT FUNDS	(4,832.54)	(67,167.46)	0.00	0.00	0.00
2733-20-0003-000-00000-43780	FEDERAL GRANT FUNDS	0.00	(36,497.00)	0.00	0.00	0.00
2733-20-0004-000-00000-43780	FEDERAL GRANT FUNDS	(43,251.96)	(491.57)	0.00	0.00	0.00
2733-20-0005-000-00000-43780	FEDERAL GRANT FUNDS	0.00	(75,925.32)	0.00	(5,000.00)	0.00
<b>Subtotal Fund : 2733</b>	<b>Subgroup : None</b>	<b>(99,925.83)</b>	<b>(185,081.93)</b>	<b>0.00</b>	<b>(5,000.00)</b>	<b>0.00</b>
<b>Fund : [3000]</b>	<b>COUNTYWIDE DEBT SERVICE</b>					
3000-70-0001-000-00000-43015	HOMESTEAD EXEMPTION, ETC	(199,972.45)	(204,894.29)	(200,000.00)	0.00	(200,000.00)
3000-70-0001-000-00000-43020	MERCHANTS INVENTORY TAX	(38,899.64)	(38,899.64)	(38,900.00)	(29,174.73)	(38,900.00)
3000-70-0001-000-00000-43022	MOTOR CARRIER PAYMENTS	(16,535.85)	(22,656.35)	(20,000.00)	(6,018.12)	(20,000.00)
3000-70-0001-000-00000-43040	PAYMENTS IN LIEU OF TAXES	(1,031.50)	(589.23)	(500.00)	(2.70)	(500.00)
3000-70-0001-000-00000-43041	PYMT IN LIEU OF - FEDERAL	(1,968.17)	(1,052.92)	(1,000.00)	0.00	(1,000.00)
<b>Subtotal Fund : 3000</b>	<b>Subgroup : None</b>	<b>(258,407.61)</b>	<b>(268,092.43)</b>	<b>(260,400.00)</b>	<b>(35,195.55)</b>	<b>(260,400.00)</b>
<b>Fund : [4701]</b>	<b>2006 SALES TAX PROJECTS</b>					
4701-80-0001-000-00000-43010	SALES TAX COLLECTIONS	(109,728.08)	(46,452.56)	0.00	0.00	0.00
4701-80-0001-000-00000-43450	SCEMD (FEMA MATCH) GRANT REV	(10,891.23)	0.00	0.00	0.00	0.00
<b>Subtotal Fund : 4701</b>	<b>Subgroup : None</b>	<b>(120,619.31)</b>	<b>(46,452.56)</b>	<b>0.00</b>	<b>0.00</b>	<b>0.00</b>
<b>Fund : [4703]</b>	<b>BOUNDARY STREET PROJECT</b>					
4703-80-0001-000-00000-43670	CITY OF BEAUFORT REVENUES	(1,870,528.04)	(1,246,487.21)	(247.00)	0.00	0.00
4703-80-0001-000-00000-43780	FEDERAL GRANT FUNDS	(2,423,247.37)	0.00	0.00	0.00	0.00
<b>Subtotal Fund : 4703</b>	<b>Subgroup : None</b>	<b>(4,293,775.41)</b>	<b>(1,246,487.21)</b>	<b>(247.00)</b>	<b>0.00</b>	<b>0.00</b>
<b>Fund : [4705]</b>	<b>2018 SALES TAX PROJECTS</b>					
4705-80-0001-000-00000-43010	SALES TAX COLLECTIONS (SCDOR)	0.00	(3,529.47)	(120,000,000.00)	(24,826,838.37)	0.00
<b>Subtotal Fund : 4705</b>	<b>Subgroup : None</b>	<b>0.00</b>	<b>(3,529.47)</b>	<b>(120,000,000.00)</b>	<b>(24,826,838.37)</b>	<b>0.00</b>

**Revenues (detail) subtotaled by category**

Account	Description	3rd PP-ACTUAL 6/30/2018	2nd PP-ACTUAL 6/30/2019	1st PP-FBUDGET 6/30/2020	1st PP-YTD ACTUAL 6/30/2020	REQUESTED BUDGET 6/30/2021
<b>Fund : [4806]</b>	<b>RAIL TRAIL</b>					
4806-80-0001-000-00000-43410	FEMA GRANT REVENUES	(110,928.36)	0.00	0.00	0.00	0.00
4806-80-0001-000-00000-43450	SCEMD (FEMA MATCH) GRANT REV	(36,976.12)	0.00	0.00	0.00	0.00
<b>Subtotal Fund : 4806</b>	<b>Subgroup : None</b>	<b>(147,904.48)</b>	<b>0.00</b>	<b>0.00</b>	<b>0.00</b>	<b>0.00</b>
<b>Fund : [5026]</b>	<b>STORMWATER CAPITAL</b>					
5026-90-0001-000-00000-43780	FEDERAL GRANT FUNDS	(616,990.22)	(175,009.78)	0.00	0.00	0.00
<b>Subtotal Fund : 5026</b>	<b>Subgroup : None</b>	<b>(616,990.22)</b>	<b>(175,009.78)</b>	<b>0.00</b>	<b>0.00</b>	<b>0.00</b>
<b>Fund : [5102]</b>	<b>LADY'S ISLAND AIRPORT CAPITAL</b>					
5102-90-0001-000-00000-43730	FAA GRANT REVENUES	(178,204.00)	(286,353.00)	(958,768.00)	(612,031.00)	0.00
5102-90-0001-000-00000-43740	SCAC GRANT REVENUES	(1,130.38)	(21,290.41)	(53,265.00)	0.00	0.00
<b>Subtotal Fund : 5102</b>	<b>Subgroup : None</b>	<b>(179,334.38)</b>	<b>(307,643.41)</b>	<b>(1,012,033.00)</b>	<b>(612,031.00)</b>	<b>0.00</b>
<b>Fund : [5400]</b>	<b>HILTON HEAD ISLAND AIRPORT</b>					
5400-90-0001-000-00000-43680	TOWN OF HHI REVENUES (ATAX)	0.00	0.00	0.00	(176,701.11)	(135,000.00)
5400-90-0001-000-00000-43780	TSA REIMBURSEMENTS	(42,960.00)	(47,260.00)	(64,820.00)	(23,710.00)	(64,820.00)
<b>Subtotal Fund : 5400</b>	<b>Subgroup : None</b>	<b>(42,960.00)</b>	<b>(47,260.00)</b>	<b>(64,820.00)</b>	<b>(200,411.11)</b>	<b>(199,820.00)</b>
<b>Fund : [5402]</b>	<b>HILTON HEAD ISLAND AIRPORT CAPITAL</b>					
5402-90-0001-000-00000-43730	FAA GRANT REVENUES	(14,787,544.00)	(6,032,531.00)	(1,800,000.00)	(952,353.00)	0.00
5402-90-0001-000-00000-43740	SCAC GRANT REVENUES	(372,410.73)	(774,981.28)	(200,000.00)	0.00	0.00
<b>Subtotal Fund : 5402</b>	<b>Subgroup : None</b>	<b>(15,159,954.73)</b>	<b>(6,807,512.28)</b>	<b>(2,000,000.00)</b>	<b>(952,353.00)</b>	<b>0.00</b>
<b>Subtotal All Funds Presented</b>	<b>Subgroup : None</b>	<b>(73,826,122.93)</b>	<b>(42,265,012.79)</b>	<b>(148,050,650.00)</b>	<b>(39,899,404.93)</b>	<b>(22,643,342.10)</b>
<b>All Funds Presented</b>	<b>Group Total [43] INTERGOVERNMENTAL</b>	<b>(73,826,122.93)</b>	<b>(42,265,012.79)</b>	<b>(148,050,650.00)</b>	<b>(39,899,404.93)</b>	<b>(22,643,342.10)</b>
<b>Group : [44]</b>	<b>CHARGES FOR SERVICES</b>					
<b>Subgroup : None</b>						
<b>Fund : [0600]</b>	<b>GEN FUND - PAR</b>					
0600-60-0001-000-00000-44481	RETAIL SALES- SPECIAL EVENTS	(42.00)	0.00	0.00	0.00	0.00
<b>Subtotal Fund : 0600</b>	<b>Subgroup : None</b>	<b>(42.00)</b>	<b>0.00</b>	<b>0.00</b>	<b>0.00</b>	<b>0.00</b>
<b>Fund : [0602]</b>	<b>GEN FUND - PAR</b>					
0602-60-0001-000-00000-44480	TICKET SALES	(36,897.46)	(5,907.00)	0.00	(25,035.00)	0.00
0602-60-0001-000-00000-44481	RETAIL SALES	(20,639.45)	(13,708.00)	0.00	(9,156.00)	0.00
<b>Subtotal Fund : 0602</b>	<b>Subgroup : None</b>	<b>(57,536.91)</b>	<b>(19,615.00)</b>	<b>0.00</b>	<b>(34,191.00)</b>	<b>0.00</b>
<b>Fund : [0603]</b>	<b>GEN FUND - PAR</b>					
0603-60-0001-000-00000-44481	RETAIL SALES	(635.00)	(633.00)	0.00	(161.00)	0.00
<b>Subtotal Fund : 0603</b>	<b>Subgroup : None</b>	<b>(635.00)</b>	<b>(633.00)</b>	<b>0.00</b>	<b>(161.00)</b>	<b>0.00</b>
<b>Fund : [0604]</b>	<b>GEN FUND - PAR</b>					
0604-60-0001-000-00000-44480	TICKET SALES	(2,138.00)	(4,918.00)	0.00	0.00	0.00
0604-60-0001-000-00000-44481	RETAIL SALES	(150.00)	(8,313.00)	0.00	(145.00)	0.00
<b>Subtotal Fund : 0604</b>	<b>Subgroup : None</b>	<b>(2,288.00)</b>	<b>(13,231.00)</b>	<b>0.00</b>	<b>(145.00)</b>	<b>0.00</b>
<b>Fund : [0606]</b>	<b>GEN FUND - PAR</b>					
0606-60-0001-000-00000-44481	RETAIL SALES	(45.00)	0.00	0.00	0.00	0.00

**Revenues (detail) subtotaled by category**

Account	Description	3rd PP-ACTUAL 6/30/2018	2nd PP-ACTUAL 6/30/2019	1st PP-FBUDGET 6/30/2020	1st PP-YTD ACTUAL 6/30/2020	REQUESTED BUDGET 6/30/2021
<b>Subtotal Fund : 0606</b>	<b>Subgroup : None</b>	<b>(45.00)</b>	<b>0.00</b>	<b>0.00</b>	<b>0.00</b>	<b>0.00</b>
<b>Fund : [0608]</b>	<b>GEN FUND - PAR</b>					
0608-60-0001-000-00000-44471	70/30 - ZUMBA - GG MACK	(3,240.50)	(4,807.50)	0.00	675.00	0.00
0608-60-0001-000-00000-44472	ZUMBA- IDELSA MATOS- 70/30 PRO	3,180.00	(1,316.20)	0.00	(660.00)	0.00
0608-60-0001-000-00000-44473	70/30 - WATER AEROBICS -WILDER	(1,178.30)	(1,555.50)	0.00	385.00	0.00
0608-60-0001-000-00000-44474	70/30 - WATER AEROBICS -GASQUE	(1,189.35)	(2,260.50)	0.00	(399.00)	0.00
0608-60-0001-000-00000-44475	GOLF LESSON	(1,131.08)	(520.00)	0.00	1,312.00	0.00
0608-60-0001-000-00000-44476	PERSONAL TRAINING	(492.00)	(532.00)	0.00	0.00	0.00
0608-60-0001-000-00000-44478	Yoga - 70/30 Programs	0.00	(86.80)	0.00	0.00	0.00
0608-60-0001-000-00000-44479	Zumba - 70/30 Programs	0.00	(11.20)	0.00	0.00	0.00
0608-60-0001-000-00000-44480	Yoga-Weatherford	0.00	(315.50)	0.00	91.70	0.00
0608-60-0001-000-00000-44481	Scoops	0.00	(793.50)	0.00	(180.00)	0.00
0608-60-0001-000-00000-44482	Crusaders	0.00	470.50	0.00	0.00	0.00
<b>Subtotal Fund : 0608</b>	<b>Subgroup : None</b>	<b>(4,051.23)</b>	<b>(11,728.20)</b>	<b>0.00</b>	<b>1,224.70</b>	<b>0.00</b>
<b>Fund : [1000]</b>	<b>GEN FUND</b>					
1000-10-0001-000-00000-44010	3% COMM ON DOC STAMPS RMC	(247,440.84)	2,497,989.79	(200,000.00)	3,742,962.67	(160,000.00)
1000-10-0001-000-00000-44020	COUNTY RECORDING FEES-RMC	(766,325.46)	(757,329.94)	(700,000.00)	(5,765,652.93)	(560,000.00)
1000-10-0001-000-00000-44030	COUNTY STAMP FEES-RMC	(3,503,612.73)	(3,541,566.04)	(3,300,000.00)	(1,413,830.35)	(2,640,000.00)
1000-10-0001-000-00000-44040	COLLECT CO XFER FEES-RMC	(34,634.90)	(2,777,010.07)	(30,000.00)	(1,288,111.87)	(24,000.00)
1000-10-0001-000-00000-44050	COPY AND SERVICE FEES-RMC	(19,109.71)	(13,896.00)	(20,000.00)	(5,662.50)	(16,000.00)
1000-10-0001-000-00000-44100	SHERIFF'S FEES	(43,669.35)	(43,126.48)	(50,000.00)	(34,048.00)	(40,000.00)
1000-10-0001-000-00000-44110	PROBATE FEES	(384,975.21)	(575,011.70)	(375,000.00)	(450,135.28)	(450,000.00)
1000-10-0001-000-00000-44120	PROBATE ADVERTISING FEES	(24,655.00)	(23,715.00)	(20,000.00)	(17,730.00)	(20,000.00)
1000-10-0001-000-00000-44130	PROBATE COPY FEES	(32,956.00)	(31,386.35)	(30,000.00)	(25,392.00)	(30,000.00)
1000-10-0001-000-00000-44135	SOLICITOR WORTHLESS CHECK FEES	(2,296.00)	(235.00)	(2,500.00)	(2,717.00)	(2,500.00)
1000-10-0001-000-00000-44136	SOLICITOR ELECTRONIC MONITORIN	(4,718.50)	(4,803.25)	(4,000.00)	0.00	(4,000.00)
1000-10-0001-000-00000-4414A	BFT MAGISTRATE CIVIL FEES	(94,159.16)	(104,531.42)	(120,000.00)	(64,401.12)	(100,000.00)
1000-10-0001-000-00000-4414B	BLF MAGISTRATE CIVIL FEES	(69,782.65)	(70,637.09)	(80,000.00)	(53,980.97)	(70,000.00)
1000-10-0001-000-00000-44150	CLERK OF CT FILING FEES	(113,155.53)	(118,224.16)	(115,000.00)	(83,487.40)	(115,000.00)
1000-10-0001-000-00000-44160	CLERK OF CT COPY FEES	(18,488.50)	(21,105.50)	(20,000.00)	(12,532.05)	(20,000.00)
1000-10-0001-000-00000-44170	FAMILY COURT FEES	(326,455.35)	(339,234.69)	(320,000.00)	(190,719.68)	(300,000.00)
1000-10-0001-000-00000-44175	FAM CRT COST RECOVERY FEE	(13,755.00)	(15,775.00)	(20,000.00)	(8,418.81)	(15,000.00)
1000-10-0001-000-00000-44180	FAMILY COURT COPY FEES	(9,050.00)	(11,062.00)	(10,000.00)	(5,751.00)	(5,000.00)
1000-10-0001-000-00000-44190	MASTER IN EQUITY FEES	(374,456.93)	(281,272.09)	(300,000.00)	(191,805.18)	(300,000.00)
1000-10-0001-000-00000-44200	TREASURER'S FEES	(11,065.00)	(12,180.00)	(10,000.00)	(12,149.77)	(10,000.00)
1000-10-0001-000-00000-44205	TREASURER'S MISC FEES	(11,966.15)	(15,037.38)	(10,000.00)	(6,189.52)	(10,000.00)
1000-10-0001-000-00000-44220	EMERGENCY MEDICAL FEES	(3,171,825.99)	(3,224,740.85)	(3,000,000.00)	(1,033,566.93)	(3,300,000.00)
1000-10-0001-000-00000-44225	EMS - COPY FEES	(5,792.70)	(9,286.81)	(5,000.00)	(3,478.90)	(5,000.00)
1000-10-0001-000-00000-44230	WASTE DISPOSAL FEES	(4,900.00)	(6,550.00)	(6,500.00)	(7,350.00)	(7,000.00)
1000-10-0001-000-00000-44260	D S O FEES	(66,111.39)	(80,159.18)	(60,000.00)	(46,408.94)	(48,000.00)
1000-10-0001-000-00000-44281	ANIMAL SHELTER ADMIN TICKETS	0.00	0.00	0.00	(2,340.00)	0.00
1000-10-0001-000-00000-44300	LIBRARY COPY FEES	(3,997.70)	(4,647.55)	(3,500.00)	(1,472.52)	(3,500.00)
1000-10-0001-000-00000-44330	PLANNING - VARIOUS SALES	0.00	0.00	0.00	(25.00)	0.00
1000-10-0001-000-00000-44360	COPY FEES-ALL OTHERS	(869.38)	(891.80)	(1,000.00)	(1,274.70)	(1,000.00)
1000-10-0001-000-00000-44370	REZONING APPLICATION FEES	(4,868.80)	(1,425.00)	(3,000.00)	(500.00)	(2,000.00)
1000-10-0001-000-00000-44375	CRB - APPLICATION FEES	(3,125.00)	(4,925.00)	(3,000.00)	(3,250.00)	(3,000.00)
1000-10-0001-000-00000-44400	RECR FEES - PALS UNSPECIFIED	4,077.88	19,962.69	0.00	(171.31)	0.00
1000-10-0001-000-00000-44420	I - ATHL FEES - RENTALS	0.00	129.33	0.00	0.00	0.00
1000-10-0001-000-00000-44427	SPONSORSHIPS	0.00	(500.00)	0.00	0.00	0.00

**Revenues (detail) subtotaled by category**

Account	Description	3rd PP-ACTUAL 6/30/2018	2nd PP-ACTUAL 6/30/2019	1st PP-FBUDGET 6/30/2020	1st PP-YTD ACTUAL 6/30/2020	REQUESTED BUDGET 6/30/2021
1000-10-0001-000-00000-44497	PALS NSF FEES	0.00	(30.00)	0.00	0.00	0.00
1000-10-0001-000-00000-44510	VIDEO PRODUCTION	(35,105.00)	(45,345.00)	(25,000.00)	(30,000.00)	(30,000.00)
1000-10-0001-000-00000-44700	SHERIFF'S SRVCS-TOWN H H	(3,050,137.07)	(3,195,769.44)	(3,200,000.00)	(2,396,827.08)	0.00
1000-10-0001-000-00000-44720	TELEPHONE SRVS - OTHERS	(20,997.10)	(12,555.94)	(20,000.00)	(5,890.00)	(13,000.00)
1000-10-0001-000-00000-44730	BOARDING PRISONERS-OTHERS	(31,586.06)	0.00	0.00	0.00	0.00
1000-10-0001-000-00000-44735	DETENTION CENTER DAYWATCH	(5,201.00)	(3,720.00)	(2,500.00)	(1,160.00)	(3,000.00)
1000-10-0001-000-00000-44736	HHI HOLDING FACILITY (DET CTR)	(28,420.29)	(38,154.58)	(25,000.00)	(28,467.81)	(30,000.00)
1000-10-0001-000-00000-44760	PAYROLL SERVICES-OTHERS	(9,002.00)	(19,488.00)	(13,000.00)	(6,538.00)	(13,000.00)
1000-10-0001-000-00000-44780	CREDIT CARD CONVENIENCE FEES	(68,564.68)	(282,292.35)	(150,000.00)	(114,338.85)	(200,000.00)
1000-10-0001-000-00000-44781	CCARD CONVENIENCE FEES - PALS	0.00	0.00	0.00	(5.25)	0.00
1000-10-0001-000-00000-44782	CCARD CONVENIENCE FEES - OTHER	(11,340.31)	(10,725.26)	(5,000.00)	(7,487.67)	(10,000.00)
1000-60-0006-000-00000-44420	SWIM LESSONS - BATTERY CREEK	(3,680.00)	(4,130.00)	(3,000.00)	(1,860.00)	(3,000.00)
1000-60-0006-000-00000-44421	SWIM LESSONS - BEAUFORT	(7,270.00)	(8,105.00)	(7,000.00)	(2,940.00)	(7,000.00)
1000-60-0006-000-00000-44422	SWIM LESSONS - LIND BROWN	(720.00)	(180.00)	(700.00)	(120.00)	(700.00)
1000-60-0006-000-00000-44423	AQUATIC CLASSES - BATTERY CREE	(1,319.00)	(1,310.00)	(1,300.00)	(635.00)	(1,300.00)
1000-60-0006-000-00000-44424	AQUATIC CLASSES - BEAUFORT	(6,205.00)	(4,670.00)	(6,000.00)	(3,275.00)	(6,000.00)
1000-60-0006-000-00000-44425	AQUATIC CLASSES - LIND BROWN	(1,170.00)	(655.00)	(1,000.00)	(1,115.00)	(1,000.00)
1000-60-0006-000-00000-44426	WATER AEROBICS - BATTERY CREEK	0.00	(60.00)	0.00	(35.00)	0.00
1000-60-0006-000-00000-44427	WATER AEROBICS - BEAUFORT	0.00	(250.00)	0.00	(70.00)	0.00
1000-60-0006-000-00000-44432	CREATION STATION FEES	0.00	(1,505.00)	0.00	(1,180.00)	0.00
1000-60-0006-000-00000-44433	BEAUFORT POOL RENTALS	(660.00)	(2,025.00)	(1,000.00)	(600.00)	(1,000.00)
1000-60-0006-000-00000-44450	POOL ADMISSIONS - BATTERY CREE	(8,834.87)	(12,206.42)	(8,000.00)	(6,455.04)	(8,000.00)
1000-60-0006-000-00000-44451	POOL ADMISSIONS - BEAUFORT	(13,465.50)	(14,571.74)	(13,000.00)	(6,651.37)	(13,000.00)
1000-60-0006-000-00000-44452	POOL ADMISSIONS - LIND BROWN	(17,566.69)	(11,297.76)	(17,000.00)	(10,472.28)	(17,000.00)
1000-60-0006-CRN-00000-44400	ADULT SOFTBALL	(3,150.00)	(4,800.00)	0.00	0.00	0.00
1000-60-0006-CRN-00000-44401	SPORTS FEES - FOOTBALL F - ADU	(3,593.63)	(1,836.67)	(3,000.00)	(1,013.64)	(3,000.00)
1000-60-0006-CRN-00000-44406	SPORTS FEES - TENNIS - ADULT	(40.00)	0.00	0.00	0.00	0.00
1000-60-0006-CRN-00000-44409	SPORTS FEES - BASEBALL - ADULT	0.00	(800.00)	0.00	(2,255.00)	(3,000.00)
1000-60-0006-CRN-00000-44410	SPORTS FEES - VOLLEYBALL-YOUTH	(40.00)	0.00	0.00	0.00	0.00
1000-60-0006-CRN-00000-44411	SPORTS FEES - SOCCER - YOUTH	(33,117.27)	(17,213.88)	(25,000.00)	(16,054.48)	(25,000.00)
1000-60-0006-CRN-00000-44412	SPORTS FEES - BASEBALL-YOUTH	(20,533.82)	(16,954.27)	(5,000.00)	(2,357.41)	(5,000.00)
1000-60-0006-CRN-00000-44413	YOUTH SOFTBALL	(1,906.29)	(3,066.46)	0.00	180.00	0.00
1000-60-0006-CRN-00000-44414	SPORTS FEES - FOOTBALL T-YOUTH	(14,649.00)	(4,884.22)	(10,000.00)	(304.76)	(3,000.00)
1000-60-0006-CRN-00000-44415	SPORTS FEES - BASKETBALL-YOUTH	(19,583.50)	(12,954.30)	(15,000.00)	(11,098.26)	(15,000.00)
1000-60-0006-CRN-00000-44416	YOUTH LACROSSE	0.00	(1,925.00)	0.00	0.00	0.00
1000-60-0006-CRN-00000-44417	SPORTS FEES - CHEERLEADING-YOU	(540.00)	(385.00)	(500.00)	(105.00)	(500.00)
1000-60-0006-CRN-00000-44418	SPORTS FEES - FOOTBALL F-YOUTH	(32.00)	636.25	0.00	55.00	(1,500.00)
1000-60-0006-CRN-00000-44419	SPORTS FEES - YOUTH TENNIS	0.00	(80.00)	0.00	0.00	0.00
1000-60-0006-CRN-00000-44430	RENTALS - ATHLETICS	(13,111.49)	(10,700.00)	(5,000.00)	(4,350.00)	(5,000.00)
1000-60-0006-CRN-00000-44431	RENTALS - CENTERS	(11,764.78)	(5,827.57)	(2,000.00)	(7,354.09)	(3,500.00)
1000-60-0006-CRN-00000-44440	SPONSORSHIP	(5,588.00)	(1,600.00)	(1,000.00)	(500.00)	(1,000.00)
1000-60-0006-CRN-00000-44442	LATE FEE	(8,174.21)	(4,544.97)	(2,500.00)	(2,808.75)	(2,500.00)
1000-60-0006-CRN-00000-44443	DISCOUNTS	0.00	(233.41)	0.00	0.00	56,240.00
1000-60-0006-CRN-00000-44447	CREDIT CARD FEES	(2,811.44)	(3,037.35)	(2,000.00)	(1,376.33)	(2,000.00)
1000-60-0006-CRS-00000-44400	SPORTS FEES - SOFTBALL-ADULT	(20,700.00)	(26,600.00)	(20,000.00)	(15,300.00)	(20,000.00)
1000-60-0006-CRS-00000-44402	SPORTS FEES - BASKETBALL-ADULT	(1,600.00)	0.00	0.00	0.00	0.00
1000-60-0006-CRS-00000-44406	SPORTS FEES - TENNIS - ADULT	(1,760.00)	0.00	0.00	0.00	0.00
1000-60-0006-CRS-00000-44409	SPORTS FEES - BASEBALL - ADULT	0.00	0.00	0.00	(100.00)	0.00
1000-60-0006-CRS-00000-44410	SPORTS FEES - VOLLEYBALL-YOUTH	(1,550.00)	(5,071.00)	(2,000.00)	(2,450.00)	(2,000.00)
1000-60-0006-CRS-00000-44411	SPORTS FEES - SOCCER - YOUTH	(79,081.97)	(108,738.31)	(80,000.00)	(36,519.33)	(80,000.00)
1000-60-0006-CRS-00000-44412	SPORTS FEES - BASEBALL-YOUTH	(57,214.23)	(48,900.99)	(25,000.00)	(15,032.99)	(25,000.00)

**Revenues (detail) subtotaled by category**

Account	Description	3rd PP-ACTUAL 6/30/2018	2nd PP-ACTUAL 6/30/2019	1st PP-FBUDGET 6/30/2020	1st PP-YTD ACTUAL 6/30/2020	REQUESTED BUDGET 6/30/2021
1000-60-0006-CRS-00000-44413	SPORTS FEES - SOFTBALL - YOUTH	(478.00)	(10,380.00)	(500.00)	(4,716.74)	(4,000.00)
1000-60-0006-CRS-00000-44414	SPORTS FEES - FOOTBALL T-YOUTH	(7,256.50)	(4,390.40)	(7,000.00)	(1,626.36)	(2,000.00)
1000-60-0006-CRS-00000-44415	SPORTS FEES - BASKETBALL-YOUTH	(56,582.52)	(46,951.31)	(50,000.00)	(34,417.76)	(50,000.00)
1000-60-0006-CRS-00000-44416	SPORTS FEES - LACROSSE - YOUTH	(4,020.00)	(3,310.00)	0.00	0.00	0.00
1000-60-0006-CRS-00000-44417	SPORTS FEES - CHEERLEADING-YOU	(720.00)	(910.00)	(700.00)	(876.67)	(900.00)
1000-60-0006-CRS-00000-44418	SPORTS FEES - FOOTBALL F-YOUTH	(14,390.01)	(13,513.64)	(12,000.00)	(5,945.30)	(12,000.00)
1000-60-0006-CRS-00000-44420	SWIM LESSONS - BLUFFTON	(12,260.00)	(9,618.00)	(10,000.00)	(3,970.00)	(5,000.00)
1000-60-0006-CRS-00000-44423	AQUATIC CLASSES - BLUFFTON	(5,465.00)	(6,785.00)	(5,000.00)	(3,792.00)	(5,000.00)
1000-60-0006-CRS-00000-44426	WATER AEROBICS - BLUFFTON	0.00	(5.00)	0.00	0.00	0.00
1000-60-0006-CRS-00000-44430	RENTALS - ATHLETICS	(19,501.00)	(5,962.00)	(10,000.00)	(2,530.00)	(3,000.00)
1000-60-0006-CRS-00000-44431	RENTALS - CENTERS	(300.00)	(2,647.50)	(500.00)	(2,256.20)	(2,500.00)
1000-60-0006-CRS-00000-44432	RENTALS - POOLS	(16,875.00)	(13,270.00)	(10,000.00)	(7,114.00)	(3,000.00)
1000-60-0006-CRS-00000-44440	SPONSORSHIP	(10,400.00)	(19,434.00)	(15,000.00)	(8,600.00)	(15,000.00)
1000-60-0006-CRS-00000-44442	LATE FEE	(9,923.75)	(10,506.40)	(6,000.00)	(6,810.25)	(6,000.00)
1000-60-0006-CRS-00000-44447	CREDIT CARD FEES	(5,665.47)	(8,141.84)	(5,000.00)	(3,826.99)	(5,000.00)
1000-60-0006-CRS-00000-44450	POOL ADMISSIONS - BLUFFTON	(20,194.46)	(16,201.86)	(15,000.00)	(8,996.37)	(10,000.00)
<b>Subtotal Fund : 1000</b>	<b>Subgroup : None</b>	<b>(13,169,958.96)</b>	<b>(13,692,774.13)</b>	<b>(12,661,700.00)</b>	<b>(9,829,938.09)</b>	<b>(8,882,160.00)</b>
<b>Fund : [2011]</b>	<b>TREASURER EXECUTION FEES</b>					
2011-10-0001-000-00000-44210	TREASURER'S EXECUTION FEE	(1,314,908.56)	(1,241,718.25)	(1,300,000.00)	(589,284.05)	(1,300,000.00)
2011-10-0001-000-00000-44780	CREDIT CARD CONVENIENCE FEES	(168,270.49)	0.00	0.00	0.00	0.00
<b>Subtotal Fund : 2011</b>	<b>Subgroup : None</b>	<b>(1,483,179.05)</b>	<b>(1,241,718.25)</b>	<b>(1,300,000.00)</b>	<b>(589,284.05)</b>	<b>(1,300,000.00)</b>
<b>Fund : [2201]</b>	<b>BCSO E-911</b>					
2201-20-0001-000-00000-44670	E-911 TELEPHONE CHARGES	(466,949.34)	(479,130.14)	(500,000.00)	(295,970.40)	(500,000.00)
2201-20-0001-000-00000-44680	E-911 TELEPHONE - PHASE II	0.00	(732,763.77)	(700,000.00)	(1,067,364.52)	(700,000.00)
<b>Subtotal Fund : 2201</b>	<b>Subgroup : None</b>	<b>(466,949.34)</b>	<b>(1,211,893.91)</b>	<b>(1,200,000.00)</b>	<b>(1,363,334.92)</b>	<b>(1,200,000.00)</b>
<b>Fund : [2252]</b>	<b>BCSO SPECIAL SERVICES</b>					
2252-20-0001-000-00000-44700	SHERIFF'S SRVCS-TOWN H H	(87,391.64)	(80,666.58)	0.00	(48,621.42)	0.00
2252-20-0001-000-00000-44710	SHERIFF'S SRVCS-SECURITY	(141,595.66)	(176,637.04)	0.00	(107,477.00)	0.00
<b>Subtotal Fund : 2252</b>	<b>Subgroup : None</b>	<b>(228,987.30)</b>	<b>(257,303.62)</b>	<b>0.00</b>	<b>(156,098.42)</b>	<b>0.00</b>
<b>Fund : [2322]</b>	<b>BARTON'S RUN AGREEMENT</b>					
2322-30-0001-000-00000-44070	COUNTY REAL EST XFER FEES	(2,700.00)	(2,700.00)	0.00	(4,500.00)	0.00
<b>Subtotal Fund : 2322</b>	<b>Subgroup : None</b>	<b>(2,700.00)</b>	<b>(2,700.00)</b>	<b>0.00</b>	<b>(4,500.00)</b>	<b>0.00</b>
<b>Fund : [2324]</b>	<b>DEL WEBB TRANSPORTATION FEES</b>					
2324-30-0001-000-00000-44071	DEL WEBB TRANSPORTATION FEES	(23,280.00)	(3,104.00)	0.00	(4,656.00)	0.00
<b>Subtotal Fund : 2324</b>	<b>Subgroup : None</b>	<b>(23,280.00)</b>	<b>(3,104.00)</b>	<b>0.00</b>	<b>(4,656.00)</b>	<b>0.00</b>
<b>Fund : [2342]</b>	<b>COUNTYWIDE MOTOR VEHICLE FEES</b>					
2342-30-0001-000-00000-44250	VEHICLE FEE ( 10.00)	(2,691,372.96)	(2,765,439.55)	(2,800,000.00)	(1,969,197.21)	(2,240,000.00)
<b>Subtotal Fund : 2342</b>	<b>Subgroup : None</b>	<b>(2,691,372.96)</b>	<b>(2,765,439.55)</b>	<b>(2,800,000.00)</b>	<b>(1,969,197.21)</b>	<b>(2,240,000.00)</b>
<b>Fund : [2402]</b>	<b>ALCOHOL &amp; DRUG ABUSE - SAFETY ACTION</b>					
2402-40-0001-000-00000-44600	ALCOHOL/DRUG FEES	(153,629.16)	(170,318.50)	(147,567.00)	(88,710.00)	(110,424.00)
2402-40-0001-000-00000-44602	AEP BOOKS	(825.00)	(425.00)	0.00	(375.00)	(700.00)
<b>Subtotal Fund : 2402</b>	<b>Subgroup : None</b>	<b>(154,454.16)</b>	<b>(170,743.50)</b>	<b>(147,567.00)</b>	<b>(89,085.00)</b>	<b>(111,124.00)</b>
<b>Fund : [2403]</b>	<b>ALCOHOL &amp; DRUG ABUSE - SCHOOL INTERVENTION</b>					



**Revenues (detail) subtotaled by category**

Account	Description	3rd PP-ACTUAL 6/30/2018	2nd PP-ACTUAL 6/30/2019	1st PP-FBUDGET 6/30/2020	1st PP-YTD ACTUAL 6/30/2020	REQUESTED BUDGET 6/30/2021
2403-40-0001-000-00000-44600	ALCOHOL/DRUG FEES	0.00	0.00	(11,250.00)	0.00	(72,500.00)
<b>Subtotal Fund : 2403</b>	<b>Subgroup : None</b>	<b>0.00</b>	<b>0.00</b>	<b>(11,250.00)</b>	<b>0.00</b>	<b>(72,500.00)</b>
<b>Fund : [2404]</b>	<b>ALCOHOL &amp; DRUG ABUSE - COMMUNITY BASED TREATMENT</b>					
2404-40-0001-000-00000-44600	ALCOHOL/DRUG FEES	(76,026.62)	(148,145.55)	(172,566.00)	(45,705.13)	(87,939.00)
2404-40-0001-000-00000-44601	DRUG SCREENS/MATERIAL FEES	(3,089.00)	(5,331.00)	0.00	(4,152.00)	(5,225.00)
2404-40-0001-000-00000-44640	MEDICAID PAYMENTS	(14,803.14)	(20,062.51)	(27,600.00)	(13,298.32)	(27,258.00)
2404-40-0001-000-00000-44642	HEALTHY OUTCOMES PROGRAMS	(47,286.00)	(47,286.00)	(47,286.00)	(47,286.00)	(47,286.00)
2404-40-0001-000-00000-44645	MCO INSURANCE PAYMENTS	0.00	0.00	0.00	(52,910.42)	(86,520.00)
2404-40-0001-000-00000-44646	PRIVATE INSURANCE PAYMENTS	0.00	0.00	0.00	(13,830.62)	(8,919.00)
<b>Subtotal Fund : 2404</b>	<b>Subgroup : None</b>	<b>(141,204.76)</b>	<b>(220,825.06)</b>	<b>(247,452.00)</b>	<b>(177,182.49)</b>	<b>(263,147.00)</b>
<b>Fund : [2447]</b>	<b>DSN - PORT ROYAL RESIDENCE</b>					
2447-40-0001-000-00000-44650	BCDSN RESIDENTIAL FEES	(92,752.29)	(93,377.00)	0.00	0.00	0.00
<b>Subtotal Fund : 2447</b>	<b>Subgroup : None</b>	<b>(92,752.29)</b>	<b>(93,377.00)</b>	<b>0.00</b>	<b>0.00</b>	<b>0.00</b>
<b>Fund : [2449]</b>	<b>DSN - SUMMER SERVICES</b>					
2449-40-0001-000-00000-44660	DSN FAMILY SUPPORT FEES	0.00	0.00	(900.00)	0.00	0.00
<b>Subtotal Fund : 2449</b>	<b>Subgroup : None</b>	<b>0.00</b>	<b>0.00</b>	<b>(900.00)</b>	<b>0.00</b>	<b>0.00</b>
<b>Fund : [2450]</b>	<b>DSN - COMMUNITY TRAINING</b>					
2450-40-0001-000-00000-44650	BCDSN RESIDENTIAL FEES	(210,813.91)	(206,321.23)	(305,480.00)	(223,219.00)	(312,976.00)
<b>Subtotal Fund : 2450</b>	<b>Subgroup : None</b>	<b>(210,813.91)</b>	<b>(206,321.23)</b>	<b>(305,480.00)</b>	<b>(223,219.00)</b>	<b>(312,976.00)</b>
<b>Fund : [2503]</b>	<b>COSY</b>					
2503-50-0001-000-00000-44610	UNIVERSAL STAFFING - COSY	(3,600.00)	(15,200.00)	(6,400.00)	(3,000.00)	0.00
2503-50-0001-000-00000-44620	INTERNSHIP PROGRAM - COSY	(1,900.00)	(3,800.00)	(5,700.00)	(1,900.00)	0.00
2503-50-0001-000-00000-44630	FAMILIES FIRST CONTRACT	(70,325.68)	(71,577.50)	(56,000.00)	(19,600.00)	(56,000.00)
2503-50-0001-000-00000-44640	OTHER FEES	(3,242.00)	0.00	0.00	0.00	0.00
<b>Subtotal Fund : 2503</b>	<b>Subgroup : None</b>	<b>(79,067.68)</b>	<b>(90,577.50)</b>	<b>(68,100.00)</b>	<b>(24,500.00)</b>	<b>(56,000.00)</b>
<b>Fund : [2546]</b>	<b>DAUFUSKIE FERRY</b>					
2546-50-0001-000-00000-44790	RIDERSHIP FEES	(51,651.16)	(44,769.69)	(45,000.00)	(13,321.81)	(45,000.00)
<b>Subtotal Fund : 2546</b>	<b>Subgroup : None</b>	<b>(51,651.16)</b>	<b>(44,769.69)</b>	<b>(45,000.00)</b>	<b>(13,321.81)</b>	<b>(45,000.00)</b>
<b>Fund : [2662]</b>	<b>PARKS SPECIAL CAPITAL PROGRAM</b>					
2662-60-0001-000-00000-44420	ATHL FEES - SPECIAL PURPOSE	(18,606.60)	(26,742.67)	(20,000.00)	(10,825.08)	(16,000.00)
2662-60-0001-000-00000-44454	CENTER ADMISSIONS - BLUFFTON	(93,814.28)	(86,084.14)	(60,000.00)	(36,243.26)	(48,000.00)
2662-60-0001-000-00000-44455	CENTER ADMISSIONS - BURTON WEL	(12,552.73)	(12,243.27)	(5,000.00)	(3,887.37)	(4,000.00)
<b>Subtotal Fund : 2662</b>	<b>Subgroup : None</b>	<b>(124,973.61)</b>	<b>(125,070.08)</b>	<b>(85,000.00)</b>	<b>(50,955.71)</b>	<b>(68,000.00)</b>
<b>Fund : [5000]</b>	<b>ISF - GARAGE FUND</b>					
5000-10-0001-000-00000-4480A	FUEL SALES-OTHERS	(883,561.33)	(751,505.86)	(800,000.00)	(456,384.61)	(640,000.00)
5000-10-0001-000-00000-4481A	GARAGE CONTRACT-OTHERS	(121,423.89)	(113,274.95)	(125,000.00)	(53,385.38)	(100,000.00)
5000-10-0001-000-00000-44825	ADMINISTRATIVE FEE - OUTSIDE A	0.00	(43,239.05)	(40,000.00)	(25,495.00)	(32,000.00)
<b>Subtotal Fund : 5000</b>	<b>Subgroup : None</b>	<b>(1,004,985.22)</b>	<b>(908,019.86)</b>	<b>(965,000.00)</b>	<b>(535,264.99)</b>	<b>(772,000.00)</b>
<b>Fund : [5025]</b>	<b>STORMWATER UTILITY</b>					
5025-90-0001-000-00000-44240	STORMWATER UTILITY FEE	(5,109,573.96)	(5,011,061.59)	(6,036,745.00)	(5,708,434.96)	(6,177,216.00)
5025-90-0001-000-00000-44430	PROJECT INCOME - MUNICIPALITY	(72,649.82)	(35,823.02)	(21,269.00)	(14,954.60)	0.00
5025-90-0001-000-00000-44432	PROJECT INCOME - PORT ROYAL	3,855.52	0.00	0.00	0.00	0.00

**Revenues (detail) subtotaled by category**

Account	Description	3rd PP-ACTUAL 6/30/2018	2nd PP-ACTUAL 6/30/2019	1st PP-FBUDGET 6/30/2020	1st PP-YTD ACTUAL 6/30/2020	REQUESTED BUDGET 6/30/2021
5025-90-0001-000-00000-44433	PROJECT INCOME - BEAUFORT	(268.32)	0.00	0.00	0.00	0.00
5025-90-0001-000-00000-44434	PROJECT INCOME - HILTON HEAD	41,440.55	0.00	0.00	0.00	0.00
5025-90-0001-000-00000-44436	CWI- CITY OF BEAUFORT	(53,840.86)	(54,386.58)	(83,959.00)	(56,197.62)	(94,052.00)
5025-90-0001-000-00000-44437	CWI- TOWN OF PORT ROYAL	(17,484.04)	(16,910.33)	(30,756.00)	(18,204.86)	(34,454.00)
5025-90-0001-000-00000-44438	CWI- TOWN OF BLUFFTON	(297,292.74)	(320,224.62)	(393,914.00)	(370,192.96)	(441,272.00)
5025-90-0001-000-00000-44439	CWI- TOWN OF HILTON HEAD	(197,401.70)	(201,384.79)	(228,816.00)	(220,126.48)	(256,325.00)
<b>Subtotal Fund : 5025</b>	<b>Subgroup : None</b>	<b>(5,703,215.37)</b>	<b>(5,639,790.93)</b>	<b>(6,795,459.00)</b>	<b>(6,388,111.48)</b>	<b>(7,003,319.00)</b>
<b>Fund : [5100]</b>	<b>LADY'S ISLAND AIRPORT</b>					
5100-90-0001-000-00000-44785	PROCESSING FEE	0.00	(40.00)	0.00	(40.00)	0.00
5100-90-0001-000-00000-44800	FUEL SALES TO OTHERS	0.00	(15,660.37)	(45,000.00)	(36,526.90)	(45,000.00)
5100-90-0001-000-00000-44801	FUEL AVGAS	(186,733.19)	(168,952.67)	(156,000.00)	(94,023.62)	(156,000.00)
5100-90-0001-000-00000-44802	FUEL JET	(254,500.30)	(226,703.89)	(248,500.00)	(104,923.40)	(248,500.00)
5100-90-0001-000-00000-44803	FUEL JET - NON-TAXABLE	0.00	0.00	(1,000.00)	(3,250.80)	(1,000.00)
5100-90-0001-000-00000-44810	OIL SALES TO OTHERS	(2,268.79)	(2,280.38)	(2,500.00)	(1,038.27)	(2,500.00)
5100-90-0001-000-00000-44840	RAMP FEES	(4,835.00)	(5,938.00)	(7,100.00)	(4,204.00)	(8,500.00)
5100-90-0001-000-00000-44870	TIE DOWN FEES	(8,650.00)	(6,525.00)	(8,100.00)	(5,760.00)	(8,100.00)
5100-90-0001-000-00000-44881	MERCHANDISE SALES	(2,673.03)	(3,041.66)	(3,000.00)	(1,839.34)	(3,000.00)
<b>Subtotal Fund : 5100</b>	<b>Subgroup : None</b>	<b>(459,660.31)</b>	<b>(429,141.97)</b>	<b>(471,200.00)</b>	<b>(251,606.33)</b>	<b>(472,600.00)</b>
<b>Fund : [5400]</b>	<b>HILTON HEAD ISLAND AIRPORT</b>					
5400-90-0001-000-00000-44840	LANDING FEES	(51,931.82)	(138,028.94)	(210,000.00)	(155,253.00)	(300,000.00)
5400-90-0001-000-00000-44850	PARKING FEES	(3,950.00)	(37,431.74)	(87,500.00)	(214,049.55)	(175,000.00)
5400-90-0001-000-00000-44860	TAXI/LIMO FEES	(4,400.00)	(3,800.00)	(37,500.00)	(5,000.00)	(5,000.00)
5400-90-0001-000-00000-44890	FIREFIGHTING FEES-OTHERS	(255,143.52)	(346,995.18)	(400,000.00)	(307,953.75)	(625,000.00)
5400-90-0001-000-00000-44895	SECURITY FEES (AIRLINES)	(26,587.32)	(36,158.76)	(285,000.00)	(174,917.73)	(350,000.00)
5400-90-0001-000-00000-44896	SECURITY REVENUE (BADGES)	0.00	(4,340.00)	(4,500.00)	(6,000.00)	(4,500.00)
<b>Subtotal Fund : 5400</b>	<b>Subgroup : None</b>	<b>(342,012.66)</b>	<b>(566,754.62)</b>	<b>(1,024,500.00)</b>	<b>(863,174.03)</b>	<b>(1,459,500.00)</b>
<b>Fund : [5401]</b>	<b>HILTON HEAD ISLAND AIRPORT PFC</b>					
5401-90-0001-000-00000-44845	PASSENGER FACILITIES CHARGES	(115,832.99)	(286,463.77)	(580,000.00)	(364,212.44)	0.00
<b>Subtotal Fund : 5401</b>	<b>Subgroup : None</b>	<b>(115,832.99)</b>	<b>(286,463.77)</b>	<b>(580,000.00)</b>	<b>(364,212.44)</b>	<b>0.00</b>
<b>Subtotal All Funds Presented</b>	<b>Subgroup : None</b>	<b>(26,611,649.87)</b>	<b>(28,001,995.87)</b>	<b>(28,708,608.00)</b>	<b>(22,930,914.27)</b>	<b>(24,258,326.00)</b>
<b>All Funds Presented</b>	<b>Group Total [44] CHARGES FOR SERVICES</b>	<b>(26,611,649.87)</b>	<b>(28,001,995.87)</b>	<b>(28,708,608.00)</b>	<b>(22,930,914.27)</b>	<b>(24,258,326.00)</b>
<b>Group : [45]</b>	<b>FINES AND FORFEITURES</b>					
<b>Subgroup : None</b>						
<b>Fund : [1000]</b>	<b>GEN FUND</b>					
1000-10-0001-000-00000-45010	GENERAL SESSIONS FINES	(11,157.05)	(12,326.28)	(10,000.00)	(5,219.75)	(10,000.00)
1000-10-0001-000-00000-45020	DRUG FINES - GEN SESSIONS	(2,368.74)	(3,642.03)	(2,500.00)	(1,285.03)	(2,500.00)
1000-10-0001-000-00000-45030	BONDS ESCREMENT	(4,300.76)	(26,140.38)	(5,000.00)	(43,744.65)	(25,000.00)
1000-10-0001-000-00000-45100	HH MAGISTRATE FINES	(7,029.69)	(7,777.01)	(5,000.00)	(5,934.62)	(7,000.00)
1000-10-0001-000-00000-4510A	BEAUFORT MAGISTRATE FINES	(254,562.38)	(281,152.23)	(260,000.00)	(187,793.04)	(260,000.00)
1000-10-0001-000-00000-4510B	BLUFFTON MAGISTRATE FINES	(290,214.25)	(374,928.39)	(290,000.00)	(246,252.30)	(300,000.00)
1000-10-0001-000-00000-45150	OTHER FINES	(50,000.00)	(15,000.00)	(15,000.00)	0.00	0.00
1000-10-0001-000-00000-45200	LIBRARY FINES	(90,884.01)	(93,323.38)	(75,000.00)	(26,965.42)	(75,000.00)
1000-10-0001-000-00000-45400	FORFEITURES	0.00	(7,299.18)	(7,000.00)	0.00	0.00
1000-10-0001-000-00000-45600	LATE PENALTIES - BUS LICENSE	0.00	(76,407.64)	(7,000.00)	(76,126.16)	(50,000.00)
<b>Subtotal Fund : 1000</b>	<b>Subgroup : None</b>	<b>(710,516.88)</b>	<b>(897,996.52)</b>	<b>(676,500.00)</b>	<b>(593,320.97)</b>	<b>(729,500.00)</b>

**Revenues (detail) subtotaled by category**

Account	Description	3rd PP-ACTUAL 6/30/2018	2nd PP-ACTUAL 6/30/2019	1st PP-FBUDGET 6/30/2020	1st PP-YTD ACTUAL 6/30/2020	REQUESTED BUDGET 6/30/2021
<b>Fund : [2001]</b>	<b>LOCAL ATAX</b>					
2001-10-0001-000-00000-45600	LATE PENALTIES - BUS LICENSE	0.00	(1,136.88)	0.00	(3,526.22)	0.00
<b>Subtotal Fund : 2001</b>	<b>Subgroup : None</b>	<b>0.00</b>	<b>(1,136.88)</b>	<b>0.00</b>	<b>(3,526.22)</b>	<b>0.00</b>
<b>Fund : [2002]</b>	<b>LOCAL HTAX</b>					
2002-10-0001-000-00000-45600	LATE PENALTIES - BUS LICENSE	0.00	(2,875.74)	(2,500.00)	(10,362.79)	0.00
<b>Subtotal Fund : 2002</b>	<b>Subgroup : None</b>	<b>0.00</b>	<b>(2,875.74)</b>	<b>(2,500.00)</b>	<b>(10,362.79)</b>	<b>0.00</b>
<b>Fund : [2012]</b>	<b>REFORESTATION</b>					
2012-10-0001-000-00000-45150	TREE CUTTING FINES	(504,229.00)	(201,854.00)	(150,000.00)	(222,000.00)	0.00
<b>Subtotal Fund : 2012</b>	<b>Subgroup : None</b>	<b>(504,229.00)</b>	<b>(201,854.00)</b>	<b>(150,000.00)</b>	<b>(222,000.00)</b>	<b>0.00</b>
<b>Fund : [2251]</b>	<b>VICTIMS ASSISTANCE PROGRAM</b>					
2251-20-0001-000-00000-45030	GENERAL SESSIONS-VICTIMS PROGR	(34,739.01)	(44,336.02)	(40,000.00)	(16,683.35)	(40,000.00)
2251-20-0001-000-00000-45110	MAGISTRATE - VICTIMS PROGRAM	(91,476.97)	(101,819.47)	(95,000.00)	(65,423.23)	(95,000.00)
2251-20-0001-000-00000-45130	TRAFFIC EDUCATION PROGRAM	(6,440.00)	(7,700.00)	(7,000.00)	(4,480.00)	(7,000.00)
<b>Subtotal Fund : 2251</b>	<b>Subgroup : None</b>	<b>(132,655.98)</b>	<b>(153,855.49)</b>	<b>(142,000.00)</b>	<b>(86,586.58)</b>	<b>(142,000.00)</b>
<b>Fund : [2256]</b>	<b>BCSO</b>					
2256-20-0001-000-00000-45400	DRUG SEIZURE FORFEITURES	0.00	0.00	0.00	(20,381.07)	0.00
2256-20-0003-000-00000-45400	FORFEITURES	0.00	0.00	0.00	(3,000.00)	0.00
<b>Subtotal Fund : 2256</b>	<b>Subgroup : None</b>	<b>0.00</b>	<b>0.00</b>	<b>0.00</b>	<b>(23,381.07)</b>	<b>0.00</b>
<b>Fund : [2257]</b>	<b>BCSO DRUG RESTRICTED</b>					
2257-20-0001-000-00000-45400	DRUG SEIZURE FORFEITURES	0.00	0.00	0.00	(43,507.19)	0.00
2257-20-0003-000-00000-45400	DRUG SEIZURE FORFEITURES	0.00	0.00	0.00	(117,080.05)	0.00
<b>Subtotal Fund : 2257</b>	<b>Subgroup : None</b>	<b>0.00</b>	<b>0.00</b>	<b>0.00</b>	<b>(160,587.24)</b>	<b>0.00</b>
<b>Fund : [5100]</b>	<b>LADY'S ISLAND AIRPORT</b>					
5100-90-0001-000-00000-45610	LATE FEES	0.00	(57.19)	0.00	0.00	0.00
5100-90-0001-000-00000-45620	RETURNED CHECK FEES	0.00	(30.00)	0.00	0.00	0.00
<b>Subtotal Fund : 5100</b>	<b>Subgroup : None</b>	<b>0.00</b>	<b>(87.19)</b>	<b>0.00</b>	<b>0.00</b>	<b>0.00</b>
<b>Subtotal All Funds Presented</b>	<b>Subgroup : None</b>	<b>(1,347,401.86)</b>	<b>(1,257,805.82)</b>	<b>(971,000.00)</b>	<b>(1,099,764.87)</b>	<b>(871,500.00)</b>
<b>All Funds Presented</b>	<b>Group Total [45] FINES AND FORFEITURES</b>	<b>(1,347,401.86)</b>	<b>(1,257,805.82)</b>	<b>(971,000.00)</b>	<b>(1,099,764.87)</b>	<b>(871,500.00)</b>
<b>Group : [46]</b>	<b>INTEREST EARNINGS</b>					
<b>Subgroup : None</b>						
<b>Fund : [1000]</b>	<b>GEN FUND</b>					
1000-10-0001-000-00000-46010	INTEREST ON INVESTMENTS	(267,850.18)	(718,554.34)	(442,805.00)	(77,641.34)	(442,805.00)
1000-10-0001-000-00000-46020	UNREALIZED GAINS/LOSSES	(8,153.32)	0.00	0.00	0.00	0.00
1000-10-0001-000-00000-46150	INTEREST INCOME - CLERK OF CT	(675.66)	(667.57)	0.00	(411.30)	0.00
1000-10-0001-000-00000-46200	INTEREST INC - OTHER DEPT	(6.60)	(26.75)	0.00	(2.56)	0.00
<b>Subtotal Fund : 1000</b>	<b>Subgroup : None</b>	<b>(276,685.76)</b>	<b>(719,248.66)</b>	<b>(442,805.00)</b>	<b>(78,055.20)</b>	<b>(442,805.00)</b>
<b>Fund : [2001]</b>	<b>LOCAL ATAX</b>					
2001-10-0001-000-00000-46010	INTEREST ON INVESTMENTS	(26,998.53)	(53,711.64)	(5,000.00)	0.00	0.00
<b>Subtotal Fund : 2001</b>	<b>Subgroup : None</b>	<b>(26,998.53)</b>	<b>(53,711.64)</b>	<b>(5,000.00)</b>	<b>0.00</b>	<b>0.00</b>

**Revenues (detail) subtotaled by category**

Account	Description	3rd PP-ACTUAL 6/30/2018	2nd PP-ACTUAL 6/30/2019	1st PP-FBUDGET 6/30/2020	1st PP-YTD ACTUAL 6/30/2020	REQUESTED BUDGET 6/30/2021
<b>Fund : [2002]</b>	<b>LOCAL HTAX</b>					
2002-10-0001-000-00000-46010	INTEREST ON INVESTMENTS	(55,256.04)	(77,948.41)	(25,000.00)	0.00	0.00
<b>Subtotal Fund : 2002</b>	<b>Subgroup : None</b>	<b>(55,256.04)</b>	<b>(77,948.41)</b>	<b>(25,000.00)</b>	<b>0.00</b>	<b>0.00</b>
<b>Fund : [2003]</b>	<b>RURAL &amp; CRITICAL DEBT SERVICE</b>					
2003-10-0001-000-00000-46010	INTEREST ON INVESTMENTS	(11,346.60)	(19,018.98)	(5,000.00)	0.00	(5,000.00)
<b>Subtotal Fund : 2003</b>	<b>Subgroup : None</b>	<b>(11,346.60)</b>	<b>(19,018.98)</b>	<b>(5,000.00)</b>	<b>0.00</b>	<b>(5,000.00)</b>
<b>Fund : [2010]</b>	<b>LOCAL ADMISSIONS FEES</b>					
2010-10-0001-000-00000-46010	INTEREST ON INVESTMENTS	(10,014.87)	(18,773.36)	(5,000.00)	0.00	(2,000.00)
<b>Subtotal Fund : 2010</b>	<b>Subgroup : None</b>	<b>(10,014.87)</b>	<b>(18,773.36)</b>	<b>(5,000.00)</b>	<b>0.00</b>	<b>(2,000.00)</b>
<b>Fund : [2011]</b>	<b>TREASURER EXECUTION FEES</b>					
2011-10-0001-000-00000-46010	INTEREST ON INVESTMENTS	(22,760.39)	(45,582.54)	(15,000.00)	0.00	(45,000.00)
<b>Subtotal Fund : 2011</b>	<b>Subgroup : None</b>	<b>(22,760.39)</b>	<b>(45,582.54)</b>	<b>(15,000.00)</b>	<b>0.00</b>	<b>(45,000.00)</b>
<b>Fund : [2012]</b>	<b>REFORESTATION</b>					
2012-10-0001-000-00000-46010	INTEREST ON INVESTMENTS	(7,088.45)	(16,549.72)	(3,000.00)	0.00	0.00
<b>Subtotal Fund : 2012</b>	<b>Subgroup : None</b>	<b>(7,088.45)</b>	<b>(16,549.72)</b>	<b>(3,000.00)</b>	<b>0.00</b>	<b>0.00</b>
<b>Fund : [2100]</b>	<b>CLERK OF COURT - INCENTIVES</b>					
2100-10-0001-000-00000-46010	INTEREST ON INVESTMENTS	(2,354.38)	(5,005.54)	(500.00)	0.00	(500.00)
<b>Subtotal Fund : 2100</b>	<b>Subgroup : None</b>	<b>(2,354.38)</b>	<b>(5,005.54)</b>	<b>(500.00)</b>	<b>0.00</b>	<b>(500.00)</b>
<b>Fund : [2110]</b>	<b>14TH CIRCUIT PUBLIC DEFENDER</b>					
2110-10-0001-000-00000-46010	INTEREST ON INVESTMENTS	(4,080.63)	(8,728.32)	(3,000.00)	0.00	0.00
<b>Subtotal Fund : 2110</b>	<b>Subgroup : None</b>	<b>(4,080.63)</b>	<b>(8,728.32)</b>	<b>(3,000.00)</b>	<b>0.00</b>	<b>0.00</b>
<b>Fund : [2201]</b>	<b>BCSO E-911</b>					
2201-20-0001-000-00000-46010	INTEREST ON INVESTMENTS	(35,750.69)	(57,270.97)	(10,000.00)	0.00	(10,000.00)
<b>Subtotal Fund : 2201</b>	<b>Subgroup : None</b>	<b>(35,750.69)</b>	<b>(57,270.97)</b>	<b>(10,000.00)</b>	<b>0.00</b>	<b>(10,000.00)</b>
<b>Fund : [2202]</b>	<b>BCSO HAZ MAT TRUST</b>					
2202-20-0001-000-00000-46010	INTEREST ON INVESTMENTS	(680.18)	(1,256.84)	(500.00)	0.00	(500.00)
<b>Subtotal Fund : 2202</b>	<b>Subgroup : None</b>	<b>(680.18)</b>	<b>(1,256.84)</b>	<b>(500.00)</b>	<b>0.00</b>	<b>(500.00)</b>
<b>Fund : [2203]</b>	<b>BCSO LOGISTICS TEAM</b>					
2203-20-0001-000-00000-46010	INTEREST ON INVESTMENTS	(144.68)	(251.26)	0.00	0.00	0.00
<b>Subtotal Fund : 2203</b>	<b>Subgroup : None</b>	<b>(144.68)</b>	<b>(251.26)</b>	<b>0.00</b>	<b>0.00</b>	<b>0.00</b>
<b>Fund : [2220]</b>	<b>EMS DONATIONS</b>					
2220-20-0001-000-00000-46010	INTEREST ON INVESTMENTS	(30.16)	(53.72)	0.00	0.00	0.00
<b>Subtotal Fund : 2220</b>	<b>Subgroup : None</b>	<b>(30.16)</b>	<b>(53.72)</b>	<b>0.00</b>	<b>0.00</b>	<b>0.00</b>
<b>Fund : [2241]</b>	<b>DETENTION CENTER TRUST</b>					
2241-20-0001-000-00000-46010	INTEREST ON INVESTMENTS	(816.23)	(1,816.09)	0.00	0.00	0.00
<b>Subtotal Fund : 2241</b>	<b>Subgroup : None</b>	<b>(816.23)</b>	<b>(1,816.09)</b>	<b>0.00</b>	<b>0.00</b>	<b>0.00</b>
<b>Fund : [2242]</b>	<b>DETENTION CENTER ALIEN ASSIST</b>					
2242-20-0001-000-00000-46010	INTEREST ON INVESTMENTS	(1,338.51)	(2,736.13)	(500.00)	0.00	(500.00)
<b>Subtotal Fund : 2242</b>	<b>Subgroup : None</b>	<b>(1,338.51)</b>	<b>(2,736.13)</b>	<b>(500.00)</b>	<b>0.00</b>	<b>(500.00)</b>

**Revenues (detail) subtotaled by category**

Account	Description	3rd PP-ACTUAL 6/30/2018	2nd PP-ACTUAL 6/30/2019	1st PP-FBUDGET 6/30/2020	1st PP-YTD ACTUAL 6/30/2020	REQUESTED BUDGET 6/30/2021
<b>Fund : [2251]</b>	<b>VICTIMS ASSISTANCE PROGRAM</b>					
2251-20-0001-000-00000-46010	INTEREST ON INVESTMENTS	(4,503.87)	(8,154.97)	(2,000.00)	0.00	(2,000.00)
<b>Subtotal Fund : 2251</b>	<b>Subgroup : None</b>	<u>(4,503.87)</u>	<u>(8,154.97)</u>	<u>(2,000.00)</u>	<u>0.00</u>	<u>(2,000.00)</u>
<b>Fund : [2254]</b>	<b>BCSO SPECIAL GRANT</b>					
2254-20-0001-000-00000-46010	INTEREST ON INVESTMENTS	(234.59)	(407.42)	0.00	0.00	0.00
<b>Subtotal Fund : 2254</b>	<b>Subgroup : None</b>	<u>(234.59)</u>	<u>(407.42)</u>	<u>0.00</u>	<u>0.00</u>	<u>0.00</u>
<b>Fund : [2255]</b>	<b>BCSO ALZHEIMERS FUND</b>					
2255-20-0001-000-00000-46010	INTEREST ON INVESTMENTS	(27.09)	(43.89)	0.00	0.00	0.00
<b>Subtotal Fund : 2255</b>	<b>Subgroup : None</b>	<u>(27.09)</u>	<u>(43.89)</u>	<u>0.00</u>	<u>0.00</u>	<u>0.00</u>
<b>Fund : [2256]</b>	<b>BCSO</b>					
2256-20-0001-000-00000-46010	INTEREST ON INVESTMENTS	(1,069.46)	(1,825.14)	0.00	0.00	0.00
<b>Subtotal Fund : 2256</b>	<b>Subgroup : None</b>	<u>(1,069.46)</u>	<u>(1,825.14)</u>	<u>0.00</u>	<u>0.00</u>	<u>0.00</u>
<b>Fund : [2257]</b>	<b>BCSO DRUG RESTRICTED</b>					
2257-20-0001-000-00000-46010	INTEREST ON INVESTMENTS	(422.64)	(40.75)	0.00	0.00	0.00
<b>Subtotal Fund : 2257</b>	<b>Subgroup : None</b>	<u>(422.64)</u>	<u>(40.75)</u>	<u>0.00</u>	<u>0.00</u>	<u>0.00</u>
<b>Fund : [2258]</b>	<b>BCSO DRUG TRUST</b>					
2258-20-0001-000-00000-46010	INTEREST ON INVESTMENTS	(1,169.57)	(2,031.18)	0.00	0.00	0.00
<b>Subtotal Fund : 2258</b>	<b>Subgroup : None</b>	<u>(1,169.57)</u>	<u>(2,031.18)</u>	<u>0.00</u>	<u>0.00</u>	<u>0.00</u>
<b>Fund : [2259]</b>	<b>BCSO FAMILY COURT TRUST</b>					
2259-20-0001-000-00000-46010	INTEREST ON INVESTMENTS	(426.92)	(1,020.06)	0.00	0.00	0.00
<b>Subtotal Fund : 2259</b>	<b>Subgroup : None</b>	<u>(426.92)</u>	<u>(1,020.06)</u>	<u>0.00</u>	<u>0.00</u>	<u>0.00</u>
<b>Fund : [2260]</b>	<b>BCSO DRUG SEIZURE</b>					
2260-20-0001-000-00000-46010	INTEREST ON INVESTMENTS	(380.00)	(659.95)	0.00	0.00	0.00
<b>Subtotal Fund : 2260</b>	<b>Subgroup : None</b>	<u>(380.00)</u>	<u>(659.95)</u>	<u>0.00</u>	<u>0.00</u>	<u>0.00</u>
<b>Fund : [2262]</b>	<b>BCSO BODY CAMERAS</b>					
2262-20-0001-000-00000-46010	INTEREST ON INVESTMENTS	(924.74)	(6,588.53)	0.00	0.00	0.00
<b>Subtotal Fund : 2262</b>	<b>Subgroup : None</b>	<u>(924.74)</u>	<u>(6,588.53)</u>	<u>0.00</u>	<u>0.00</u>	<u>0.00</u>
<b>Fund : [2300]</b>	<b>ROAD IMPACT FEES - HHI/DAUFUSKIE</b>					
2300-30-0001-000-00000-46010	INTEREST ON INVESTMENTS	(16,813.99)	(35,469.70)	(5,000.00)	0.00	0.00
<b>Subtotal Fund : 2300</b>	<b>Subgroup : None</b>	<u>(16,813.99)</u>	<u>(35,469.70)</u>	<u>(5,000.00)</u>	<u>0.00</u>	<u>0.00</u>
<b>Fund : [2302]</b>	<b>ROAD IMPACT FEES - BLUFFTON</b>					
2302-30-0001-000-00000-46010	INTEREST ON INVESTMENTS	(104,464.38)	(219,263.95)	(25,000.00)	0.00	0.00
<b>Subtotal Fund : 2302</b>	<b>Subgroup : None</b>	<u>(104,464.38)</u>	<u>(219,263.95)</u>	<u>(25,000.00)</u>	<u>0.00</u>	<u>0.00</u>
<b>Fund : [2303]</b>	<b>ROAD IMPACT FEES - NORTH BEAUFORT</b>					
2303-30-0001-000-00000-46010	INTEREST ON INVESTMENTS	(10,145.30)	(22,895.95)	(5,000.00)	0.00	0.00
<b>Subtotal Fund : 2303</b>	<b>Subgroup : None</b>	<u>(10,145.30)</u>	<u>(22,895.95)</u>	<u>(5,000.00)</u>	<u>0.00</u>	<u>0.00</u>
<b>Fund : [2324]</b>	<b>DEL WEBB TRANSPORTATION FEES</b>					
2324-30-0001-000-00000-46010	INTEREST ON INVESTMENTS	(2,247.84)	(4,038.76)	0.00	0.00	0.00

**Revenues (detail) subtotaled by category**

Account	Description	3rd PP-ACTUAL 6/30/2018	2nd PP-ACTUAL 6/30/2019	1st PP-FBUDGET 6/30/2020	1st PP-YTD ACTUAL 6/30/2020	REQUESTED BUDGET 6/30/2021
<b>Subtotal Fund : 2324</b>	<b>Subgroup : None</b>	<u>(2,247.84)</u>	<u>(4,038.76)</u>	<u>0.00</u>	<u>0.00</u>	<u>0.00</u>
<b>Fund : [2342]</b>	<b>COUNTYWIDE MOTOR VEHICLE FEES</b>					
2342-30-0001-000-00000-46010	INTEREST ON INVESTMENTS	(120,655.20)	(72,865.42)	(10,000.00)	0.00	0.00
<b>Subtotal Fund : 2342</b>	<b>Subgroup : None</b>	<u>(120,655.20)</u>	<u>(72,865.42)</u>	<u>(10,000.00)</u>	<u>0.00</u>	<u>0.00</u>
<b>Fund : [2343]</b>	<b>CTC - STATE GAS TAX FUNDS</b>					
2343-30-0001-00C-00000-46010	INTEREST ON INVESTMENTS	0.00	(80,777.51)	(10,000.00)	0.00	0.00
2343-30-0001-00C-00000-46011	INTEREST - GASTAX (C FUNDS)	0.00	(15,421.47)	(15,000.00)	(9,043.58)	0.00
<b>Subtotal Fund : 2343</b>	<b>Subgroup : None</b>	<u>0.00</u>	<u>(96,198.98)</u>	<u>(25,000.00)</u>	<u>(9,043.58)</u>	<u>0.00</u>
<b>Fund : [2401]</b>	<b>ALCOHOL &amp; DRUG ABUSE - ADMIN</b>					
2401-40-0001-000-00000-46010	INTEREST ON INVESTMENTS	(9,944.47)	(18,207.51)	0.00	0.00	0.00
<b>Subtotal Fund : 2401</b>	<b>Subgroup : None</b>	<u>(9,944.47)</u>	<u>(18,207.51)</u>	<u>0.00</u>	<u>0.00</u>	<u>0.00</u>
<b>Fund : [2441]</b>	<b>DSN - ADMIN</b>					
2441-40-0001-000-00000-46010	INTEREST ON INVESTMENTS	(39,996.06)	(76,944.99)	0.00	0.00	0.00
<b>Subtotal Fund : 2441</b>	<b>Subgroup : None</b>	<u>(39,996.06)</u>	<u>(76,944.99)</u>	<u>0.00</u>	<u>0.00</u>	<u>0.00</u>
<b>Fund : [2503]</b>	<b>COSY</b>					
2503-50-0001-000-00000-46010	INTEREST ON INVESTMENTS	0.00	(243.58)	0.00	0.00	0.00
<b>Subtotal Fund : 2503</b>	<b>Subgroup : None</b>	<u>0.00</u>	<u>(243.58)</u>	<u>0.00</u>	<u>0.00</u>	<u>0.00</u>
<b>Fund : [2600]</b>	<b>LIBRARY IMPACT FEES - HHI/DAUFUSKIE</b>					
2600-60-0001-000-00000-46010	INTEREST ON INVESTMENTS	(3,011.50)	(5,722.33)	0.00	0.00	0.00
<b>Subtotal Fund : 2600</b>	<b>Subgroup : None</b>	<u>(3,011.50)</u>	<u>(5,722.33)</u>	<u>0.00</u>	<u>0.00</u>	<u>0.00</u>
<b>Fund : [2602]</b>	<b>LIBRARY IMPACT FEES - BLUFFTON</b>					
2602-60-0001-000-00000-46010	INTEREST ON INVESTMENTS	(19,661.79)	(41,686.82)	0.00	0.00	0.00
<b>Subtotal Fund : 2602</b>	<b>Subgroup : None</b>	<u>(19,661.79)</u>	<u>(41,686.82)</u>	<u>0.00</u>	<u>0.00</u>	<u>0.00</u>
<b>Fund : [2603]</b>	<b>LIBRARY IMPACT FEES - BURTON</b>					
2603-60-0001-000-00000-46010	INTEREST ON INVESTMENTS	(5,965.22)	(9,360.93)	0.00	0.00	0.00
<b>Subtotal Fund : 2603</b>	<b>Subgroup : None</b>	<u>(5,965.22)</u>	<u>(9,360.93)</u>	<u>0.00</u>	<u>0.00</u>	<u>0.00</u>
<b>Fund : [2604]</b>	<b>LIBRARY IMPACT FEES - LISH</b>					
2604-60-0001-000-00000-46010	INTEREST ON INVESTMENTS	(2,436.54)	(4,580.15)	0.00	0.00	0.00
<b>Subtotal Fund : 2604</b>	<b>Subgroup : None</b>	<u>(2,436.54)</u>	<u>(4,580.15)</u>	<u>0.00</u>	<u>0.00</u>	<u>0.00</u>
<b>Fund : [2606]</b>	<b>LIBRARY IMPACT FEES - SHELDON</b>					
2606-60-0001-000-00000-46010	INTEREST ON INVESTMENTS	(255.53)	(341.08)	0.00	0.00	0.00
<b>Subtotal Fund : 2606</b>	<b>Subgroup : None</b>	<u>(255.53)</u>	<u>(341.08)</u>	<u>0.00</u>	<u>0.00</u>	<u>0.00</u>
<b>Fund : [2610]</b>	<b>BEAUFORT LIBRARY TRUST</b>					
2610-60-0001-000-00000-46010	INTEREST ON INVESTMENTS	(197.13)	(304.95)	0.00	0.00	0.00
<b>Subtotal Fund : 2610</b>	<b>Subgroup : None</b>	<u>(197.13)</u>	<u>(304.95)</u>	<u>0.00</u>	<u>0.00</u>	<u>0.00</u>
<b>Fund : [2613]</b>	<b>LIBRARY SPECIAL TRUST</b>					
2613-60-0001-000-00000-46010	INTEREST ON INVESTMENTS	(1,974.00)	(3,428.24)	0.00	0.00	0.00
<b>Subtotal Fund : 2613</b>	<b>Subgroup : None</b>	<u>(1,974.00)</u>	<u>(3,428.24)</u>	<u>0.00</u>	<u>0.00</u>	<u>0.00</u>

**Revenues (detail) subtotaled by category**

Account	Description	3rd PP-ACTUAL 6/30/2018	2nd PP-ACTUAL 6/30/2019	1st PP-FBUDGET 6/30/2020	1st PP-YTD ACTUAL 6/30/2020	REQUESTED BUDGET 6/30/2021
<b>Fund : [2616]</b>	<b>DEL WEBB LIBRARY FEES</b>					
2616-60-0001-000-00000-46010	INTEREST ON INVESTMENTS	(35.06)	(66.76)	0.00	0.00	0.00
<b>Subtotal Fund : 2616</b>	<b>Subgroup : None</b>	<b>(35.06)</b>	<b>(66.76)</b>	<b>0.00</b>	<b>0.00</b>	<b>0.00</b>
<b>Fund : [2629]</b>	<b>LIBRARY STATE AID</b>					
2629-60-0001-000-00000-46010	INTEREST ON INVESTMENTS	(705.04)	0.00	0.00	0.00	0.00
<b>Subtotal Fund : 2629</b>	<b>Subgroup : None</b>	<b>(705.04)</b>	<b>0.00</b>	<b>0.00</b>	<b>0.00</b>	<b>0.00</b>
<b>Fund : [2652]</b>	<b>PARKS IMPACT FEES - BLUFFTON</b>					
2652-60-0001-000-00000-46010	INTEREST ON INVESTMENTS	(40,540.36)	(85,998.46)	0.00	0.00	0.00
<b>Subtotal Fund : 2652</b>	<b>Subgroup : None</b>	<b>(40,540.36)</b>	<b>(85,998.46)</b>	<b>0.00</b>	<b>0.00</b>	<b>0.00</b>
<b>Fund : [2653]</b>	<b>PARKS IMPACT FEES - BURTON</b>					
2653-60-0001-000-00000-46010	INTEREST ON INVESTMENTS	(342.41)	(692.43)	0.00	0.00	0.00
<b>Subtotal Fund : 2653</b>	<b>Subgroup : None</b>	<b>(342.41)</b>	<b>(692.43)</b>	<b>0.00</b>	<b>0.00</b>	<b>0.00</b>
<b>Fund : [2654]</b>	<b>PARKS IMPACT FEES - LADY'S ISLAND</b>					
2654-60-0001-000-00000-46010	INTEREST ON INVESTMENTS	(1,865.26)	(3,666.73)	0.00	0.00	0.00
<b>Subtotal Fund : 2654</b>	<b>Subgroup : None</b>	<b>(1,865.26)</b>	<b>(3,666.73)</b>	<b>0.00</b>	<b>0.00</b>	<b>0.00</b>
<b>Fund : [2655]</b>	<b>PARKS IMPACT FEES - ST. HELENA</b>					
2655-60-0001-000-00000-46010	INTEREST ON INVESTMENTS	(624.13)	(932.76)	0.00	0.00	0.00
<b>Subtotal Fund : 2655</b>	<b>Subgroup : None</b>	<b>(624.13)</b>	<b>(932.76)</b>	<b>0.00</b>	<b>0.00</b>	<b>0.00</b>
<b>Fund : [2662]</b>	<b>PARKS SPECIAL CAPITAL PROGRAM</b>					
2662-60-0001-000-00000-46010	INTEREST ON INVESTMENTS	(1,049.85)	(4,046.08)	0.00	0.00	0.00
<b>Subtotal Fund : 2662</b>	<b>Subgroup : None</b>	<b>(1,049.85)</b>	<b>(4,046.08)</b>	<b>0.00</b>	<b>0.00</b>	<b>0.00</b>
<b>Fund : [2663]</b>	<b>DEL WEBB BOAT RAMP REPAIR FEES</b>					
2663-60-0001-000-00000-46010	INTEREST ON INVESTMENTS	(30.56)	(54.81)	0.00	0.00	0.00
<b>Subtotal Fund : 2663</b>	<b>Subgroup : None</b>	<b>(30.56)</b>	<b>(54.81)</b>	<b>0.00</b>	<b>0.00</b>	<b>0.00</b>
<b>Fund : [3000]</b>	<b>COUNTYWIDE DEBT SERVICE</b>					
3000-70-0001-000-00000-46010	INTEREST ON INVESTMENTS	(108,877.69)	(202,001.89)	(50,000.00)	0.00	(50,000.00)
3000-70-0001-000-00000-46200	INTEREST - TCL	(22,022.15)	(19,861.60)	(20,000.00)	0.00	(20,000.00)
3000-70-0001-000-00000-46300	INTEREST INCOME - HHI AIRPORT	(83,787.25)	(79,621.92)	(80,000.00)	0.00	(80,000.00)
<b>Subtotal Fund : 3000</b>	<b>Subgroup : None</b>	<b>(214,687.09)</b>	<b>(301,485.41)</b>	<b>(150,000.00)</b>	<b>0.00</b>	<b>(150,000.00)</b>
<b>Fund : [3100]</b>	<b>BLUFFTON PARKWAY DEBT SERVICE</b>					
3100-70-0001-000-00000-46010	INTEREST ON INVESTMENTS	(30,129.83)	(56,288.62)	(10,000.00)	0.00	0.00
<b>Subtotal Fund : 3100</b>	<b>Subgroup : None</b>	<b>(30,129.83)</b>	<b>(56,288.62)</b>	<b>(10,000.00)</b>	<b>0.00</b>	<b>0.00</b>
<b>Fund : [4008]</b>	<b>2013 GO BOND PROJECTS</b>					
4008-80-0001-000-00000-46010	INTEREST ON INVESTMENTS	0.00	(6,792.08)	0.00	0.00	0.00
<b>Subtotal Fund : 4008</b>	<b>Subgroup : None</b>	<b>0.00</b>	<b>(6,792.08)</b>	<b>0.00</b>	<b>0.00</b>	<b>0.00</b>
<b>Fund : [4009]</b>	<b>2014A GO BOND PROJECTS</b>					
4009-80-0001-000-00000-46010	INTEREST ON INVESTMENTS	(39,246.22)	(7,403.19)	0.00	0.00	0.00
<b>Subtotal Fund : 4009</b>	<b>Subgroup : None</b>	<b>(39,246.22)</b>	<b>(7,403.19)</b>	<b>0.00</b>	<b>0.00</b>	<b>0.00</b>
<b>Fund : [4010]</b>	<b>2017 GO BOND PROJECTS</b>					



**Revenues (detail) subtotaled by category**

Account	Description	3rd PP-ACTUAL 6/30/2018	2nd PP-ACTUAL 6/30/2019	1st PP-FBUDGET 6/30/2020	1st PP-YTD ACTUAL 6/30/2020	REQUESTED BUDGET 6/30/2021
4010-80-0001-000-00000-46010	INTEREST ON INVESTMENTS	(215,501.86)	(326,696.20)	0.00	0.00	0.00
<b>Subtotal Fund : 4010</b>	<b>Subgroup : None</b>	<b>(215,501.86)</b>	<b>(326,696.20)</b>	<b>0.00</b>	<b>0.00</b>	<b>0.00</b>
<b>Fund : [4011]</b>	<b>2019 GO BOND PROJECTS</b>					
4011-80-0001-000-00000-46010	INTEREST ON INVESTMENTS	0.00	(59,264.88)	0.00	0.00	0.00
<b>Subtotal Fund : 4011</b>	<b>Subgroup : None</b>	<b>0.00</b>	<b>(59,264.88)</b>	<b>0.00</b>	<b>0.00</b>	<b>0.00</b>
<b>Fund : [4500]</b>	<b>RURAL &amp; CRITICAL LANDS PROGRAM</b>					
4500-80-0001-000-00000-46010	INTEREST ON INVESTMENTS	(112,151.23)	(151,220.35)	(10,000.00)	0.00	0.00
<b>Subtotal Fund : 4500</b>	<b>Subgroup : None</b>	<b>(112,151.23)</b>	<b>(151,220.35)</b>	<b>(10,000.00)</b>	<b>0.00</b>	<b>0.00</b>
<b>Fund : [4501]</b>	<b>RURAL &amp; CRITICAL LANDS - DONATIONS</b>					
4501-80-0001-000-00000-46010	INTEREST ON INVESTMENTS	(12,520.63)	(20,814.74)	(5,000.00)	0.00	0.00
<b>Subtotal Fund : 4501</b>	<b>Subgroup : None</b>	<b>(12,520.63)</b>	<b>(20,814.74)</b>	<b>(5,000.00)</b>	<b>0.00</b>	<b>0.00</b>
<b>Fund : [4502]</b>	<b>RURAL &amp; CRITICAL LANDS - PASSIVE PARKS</b>					
4502-80-0001-000-00000-46010	INTEREST ON INVESTMENTS	0.00	(8,064.65)	(5,000.00)	0.00	0.00
<b>Subtotal Fund : 4502</b>	<b>Subgroup : None</b>	<b>0.00</b>	<b>(8,064.65)</b>	<b>(5,000.00)</b>	<b>0.00</b>	<b>0.00</b>
<b>Fund : [4701]</b>	<b>2006 SALES TAX PROJECTS</b>					
4701-80-0001-000-00000-46010	INTEREST ON INVESTMENTS	(21,894.60)	(9,025.38)	(500.00)	0.00	0.00
<b>Subtotal Fund : 4701</b>	<b>Subgroup : None</b>	<b>(21,894.60)</b>	<b>(9,025.38)</b>	<b>(500.00)</b>	<b>0.00</b>	<b>0.00</b>
<b>Fund : [4705]</b>	<b>2018 SALES TAX PROJECTS</b>					
4705-80-0001-000-00000-46010	INTEREST ON INVESTMENTS	0.00	0.00	(27,521.00)	0.00	0.00
<b>Subtotal Fund : 4705</b>	<b>Subgroup : None</b>	<b>0.00</b>	<b>0.00</b>	<b>(27,521.00)</b>	<b>0.00</b>	<b>0.00</b>
<b>Fund : [4800]</b>	<b>MCIP BLUFFTON</b>					
4800-80-0001-000-00000-46010	INTEREST ON INVESTMENTS	(1,799.42)	(5,420.32)	0.00	0.00	0.00
<b>Subtotal Fund : 4800</b>	<b>Subgroup : None</b>	<b>(1,799.42)</b>	<b>(5,420.32)</b>	<b>0.00</b>	<b>0.00</b>	<b>0.00</b>
<b>Fund : [4801]</b>	<b>MCIP BEAUFORT</b>					
4801-80-0001-000-00000-46010	INTEREST ON INVESTMENTS	(252.91)	(439.22)	0.00	0.00	0.00
<b>Subtotal Fund : 4801</b>	<b>Subgroup : None</b>	<b>(252.91)</b>	<b>(439.22)</b>	<b>0.00</b>	<b>0.00</b>	<b>0.00</b>
<b>Fund : [5025]</b>	<b>STORMWATER UTILITY</b>					
5025-90-0001-000-00000-46010	INTEREST ON INVESTMENTS	(148,938.18)	(272,185.12)	(125,000.00)	0.00	(112,500.00)
<b>Subtotal Fund : 5025</b>	<b>Subgroup : None</b>	<b>(148,938.18)</b>	<b>(272,185.12)</b>	<b>(125,000.00)</b>	<b>0.00</b>	<b>(112,500.00)</b>
<b>Fund : [5100]</b>	<b>LADY'S ISLAND AIRPORT</b>					
5100-90-0001-000-00000-46010	INTEREST ON INVESTMENTS	(217.51)	0.00	0.00	0.00	0.00
<b>Subtotal Fund : 5100</b>	<b>Subgroup : None</b>	<b>(217.51)</b>	<b>0.00</b>	<b>0.00</b>	<b>0.00</b>	<b>0.00</b>
<b>Fund : [5400]</b>	<b>HILTON HEAD ISLAND AIRPORT</b>					
5400-90-0001-000-00000-46010	INTEREST ON INVESTMENTS	(1,240.19)	0.00	0.00	0.00	0.00
<b>Subtotal Fund : 5400</b>	<b>Subgroup : None</b>	<b>(1,240.19)</b>	<b>0.00</b>	<b>0.00</b>	<b>0.00</b>	<b>0.00</b>
<b>Subtotal All Funds Presented</b>	<b>Subgroup : None</b>	<b>(1,646,046.27)</b>	<b>(2,980,835.60)</b>	<b>(920,326.00)</b>	<b>(87,098.78)</b>	<b>(770,805.00)</b>
<b>All Funds Presented</b>	<b>Group Total [46] INTEREST EARNINGS</b>	<b>(1,646,046.27)</b>	<b>(2,980,835.60)</b>	<b>(920,326.00)</b>	<b>(87,098.78)</b>	<b>(770,805.00)</b>

**Revenues (detail) subtotaled by category**

Account	Description	3rd PP-ACTUAL 6/30/2018	2nd PP-ACTUAL 6/30/2019	1st PP-FBUDGET 6/30/2020	1st PP-YTD ACTUAL 6/30/2020	REQUESTED BUDGET 6/30/2021
<b>Group : [47]</b>	<b>MISCELLANEOUS</b>					
<b>Subgroup : None</b>						
<b>Fund : [0242]</b>	<b>GEN FUND - TT ENG</b>					
0242-20-0001-000-00000-47010	MISCELLANEOUS REVENUES	0.00	(1,605.20)	0.00	0.00	0.00
<b>Subtotal Fund : 0242</b>	<b>Subgroup : None</b>	<b>0.00</b>	<b>(1,605.20)</b>	<b>0.00</b>	<b>0.00</b>	<b>0.00</b>
<b>Fund : [0600]</b>	<b>GEN FUND - PAR</b>					
0600-60-0001-000-00000-47020	CONCESSIONS	(19,155.08)	(21,559.46)	0.00	(16,861.51)	0.00
<b>Subtotal Fund : 0600</b>	<b>Subgroup : None</b>	<b>(19,155.08)</b>	<b>(21,559.46)</b>	<b>0.00</b>	<b>(16,861.51)</b>	<b>0.00</b>
<b>Fund : [1000]</b>	<b>GEN FUND</b>					
1000-10-0001-000-00000-47010	MISCELLANEOUS REVENUES	(37,850.53)	(108,577.64)	(29,665.00)	2,538.99	(30,000.00)
1000-10-0001-000-00000-47011	MISCELLANEOUS REVENUE - PALS	(50.00)	0.00	0.00	0.00	0.00
1000-10-0001-000-00000-47012	CREDIT CARD REBATE	(6,968.31)	(7,630.89)	(6,500.00)	(8,347.20)	(8,000.00)
1000-10-0001-000-00000-47030	RESTITUTIONS PAYMENTS	(216.68)	0.00	0.00	0.00	0.00
1000-10-0001-000-00000-47031	RESTITUTION PAYMENTS-WHITE/COR	(1,346.28)	0.00	0.00	0.00	0.00
1000-10-0001-000-00000-47040	ESCHEATED FUNDS	(21,826.64)	0.00	(20,000.00)	0.00	0.00
1000-10-0001-000-00000-47200	RENTAL CO PROP - DSS	(16,574.18)	(19,306.43)	0.00	(5,370.08)	(5,000.00)
1000-10-0001-000-00000-47210	RENTAL CO PROP - OTHERS	(12,150.36)	(12,166.82)	(12,000.00)	(17,250.36)	(12,000.00)
1000-10-0001-000-00000-47220	RENTAL CO PROP - OYSTER FACTOR	0.00	(9,007.26)	0.00	6,481.67	0.00
1000-10-0001-000-00000-47240	RENTAL CO PROP - PALS	(25,400.00)	(9,483.85)	(20,000.00)	0.00	0.00
1000-10-0001-000-00000-47260	RENTAL CO PROP - TRANSFER STAT	(2,600.00)	(400.00)	(2,000.00)	0.00	0.00
1000-10-0001-000-00000-47400	SALE OF COUNTY PROPERTY	(169,049.64)	(207,892.62)	(100,000.00)	(76,457.87)	(125,000.00)
1000-10-0001-000-00000-47410	SALE OF RECYCLABLES	(255,516.15)	(111,599.82)	(100,000.00)	(3,311.36)	0.00
1000-10-0001-000-00000-47600	DONATIONS	0.00	(5,650.00)	0.00	(1,600.00)	0.00
1000-10-0001-000-00000-47800	CASH OVER/-SHORT	2,362.43	114,826.37	0.00	5,547.95	0.00
<b>Subtotal Fund : 1000</b>	<b>Subgroup : None</b>	<b>(547,186.34)</b>	<b>(376,888.96)</b>	<b>(290,165.00)</b>	<b>(97,768.26)</b>	<b>(180,000.00)</b>
<b>Fund : [2001]</b>	<b>LOCAL ATAX</b>					
2001-10-0001-000-00000-47010	MISCELLANEOUS REVENUES	(156,479.04)	0.00	0.00	0.00	0.00
<b>Subtotal Fund : 2001</b>	<b>Subgroup : None</b>	<b>(156,479.04)</b>	<b>0.00</b>	<b>0.00</b>	<b>0.00</b>	<b>0.00</b>
<b>Fund : [2003]</b>	<b>RURAL &amp; CRITICAL DEBT SERVICE</b>					
2003-10-0001-000-00000-47210	RENTAL CO PROPERTY-OTHERS	(7,800.00)	(16,232.64)	0.00	(14,688.01)	0.00
<b>Subtotal Fund : 2003</b>	<b>Subgroup : None</b>	<b>(7,800.00)</b>	<b>(16,232.64)</b>	<b>0.00</b>	<b>(14,688.01)</b>	<b>0.00</b>
<b>Fund : [2011]</b>	<b>TREASURER EXECUTION FEES</b>					
2011-10-0001-000-00000-47010	MISCELLANEOUS REVENUES	(100.00)	(3,700.00)	0.00	(500.00)	0.00
2011-10-0001-000-00000-47500	BIDDER / DEED PREP FEES	(7,120.00)	(6,351.10)	(6,500.00)	(11,975.60)	(10,000.00)
<b>Subtotal Fund : 2011</b>	<b>Subgroup : None</b>	<b>(7,220.00)</b>	<b>(10,051.10)</b>	<b>(6,500.00)</b>	<b>(12,475.60)</b>	<b>(10,000.00)</b>
<b>Fund : [2012]</b>	<b>REFORESTATION</b>					
2012-10-0002-000-00000-47030	CONTRIBUTION - SOLAR DA NOB	0.00	0.00	0.00	(425,000.00)	0.00
2012-10-0003-000-00000-47030	CONTRIBUTION - SOLAR DA SOB	0.00	0.00	0.00	(425,000.00)	0.00
<b>Subtotal Fund : 2012</b>	<b>Subgroup : None</b>	<b>0.00</b>	<b>0.00</b>	<b>0.00</b>	<b>(850,000.00)</b>	<b>0.00</b>
<b>Fund : [2110]</b>	<b>14TH CIRCUIT PUBLIC DEFENDER</b>					
2110-10-0001-000-00000-47030	CONTRIBUTION - BEAUFORT	0.00	0.00	0.00	(42,656.66)	0.00
2110-10-0001-000-00000-47040	CONTRIBUTION - COLLETON	(293,626.25)	(234,901.00)	(235,000.00)	(117,450.50)	(235,000.00)
2110-10-0001-000-00000-47050	CONTRIBUTION - HAMPTON	(47,500.00)	(47,500.00)	(47,500.00)	(23,750.00)	(47,500.00)
2110-10-0001-000-00000-47060	CONTRIBUTION - JASPER	(119,000.00)	(119,000.00)	(119,000.00)	(59,500.00)	(119,000.00)

**Revenues (detail) subtotaled by category**

Account	Description	3rd PP-ACTUAL 6/30/2018	2nd PP-ACTUAL 6/30/2019	1st PP-FBUDGET 6/30/2020	1st PP-YTD ACTUAL 6/30/2020	REQUESTED BUDGET 6/30/2021
2110-10-0001-000-00000-47070	CONTRIBUTION - ALLENDALE	(15,000.00)	(25,000.00)	(25,000.00)	(5,000.00)	(20,000.00)
2110-10-0001-000-00000-47075	CONTRIBUTION - PORT ROYAL	0.00	0.00	0.00	(42,656.66)	0.00
<b>Subtotal Fund : 2110</b>	<b>Subgroup : None</b>	<b>(475,126.25)</b>	<b>(426,401.00)</b>	<b>(426,500.00)</b>	<b>(291,013.82)</b>	<b>(421,500.00)</b>
<b>Fund : [2220]</b>	<b>EMS DONATIONS</b>					
2220-20-0001-000-00000-47500	TRUST FUNDS RECEIVED	(1,750.00)	(817.92)	0.00	(500.00)	0.00
<b>Subtotal Fund : 2220</b>	<b>Subgroup : None</b>	<b>(1,750.00)</b>	<b>(817.92)</b>	<b>0.00</b>	<b>(500.00)</b>	<b>0.00</b>
<b>Fund : [2230]</b>	<b>EMS FEDERAL GRANT</b>					
2230-20-0001-000-00000-47500	TRUST FUNDS RECEIVED	(25.00)	(105.00)	0.00	(250.00)	0.00
<b>Subtotal Fund : 2230</b>	<b>Subgroup : None</b>	<b>(25.00)</b>	<b>(105.00)</b>	<b>0.00</b>	<b>(250.00)</b>	<b>0.00</b>
<b>Fund : [2241]</b>	<b>DETENTION CENTER TRUST</b>					
2241-20-0001-000-00000-47500	TRUST FUNDS RECEIVED	(126,772.86)	(115,631.17)	(120,000.00)	(82,168.53)	(120,000.00)
<b>Subtotal Fund : 2241</b>	<b>Subgroup : None</b>	<b>(126,772.86)</b>	<b>(115,631.17)</b>	<b>(120,000.00)</b>	<b>(82,168.53)</b>	<b>(120,000.00)</b>
<b>Fund : [2258]</b>	<b>BCSO DRUG TRUST</b>					
2258-20-0001-000-00000-47502	TRUST FUNDS RECEIVED - CHARITY	(7,500.00)	(5,350.00)	0.00	0.00	0.00
2258-20-0001-000-00000-47503	TRUST FUNDS RECEIVED - GEN	(32,105.00)	(40,670.00)	0.00	(28,784.00)	0.00
2258-20-0001-000-00000-47504	TRUST FUNDS RECEIVED - SEX OFF	(10,875.00)	(10,125.00)	0.00	(7,948.00)	0.00
<b>Subtotal Fund : 2258</b>	<b>Subgroup : None</b>	<b>(50,480.00)</b>	<b>(56,145.00)</b>	<b>0.00</b>	<b>(36,732.00)</b>	<b>0.00</b>
<b>Fund : [2300]</b>	<b>ROAD IMPACT FEES - HHI/DAUFUSKIE</b>					
2300-30-0001-000-00000-47940	ROAD IMPACT FEES	(431,296.86)	(306,364.73)	(200,000.00)	(174,092.26)	(160,000.00)
<b>Subtotal Fund : 2300</b>	<b>Subgroup : None</b>	<b>(431,296.86)</b>	<b>(306,364.73)</b>	<b>(200,000.00)</b>	<b>(174,092.26)</b>	<b>(160,000.00)</b>
<b>Fund : [2302]</b>	<b>ROAD IMPACT FEES - BLUFFTON</b>					
2302-30-0001-000-00000-47940	ROAD IMPACT FEES	(4,418,526.36)	(4,127,982.26)	(3,500,000.00)	(2,473,900.30)	(2,800,000.00)
<b>Subtotal Fund : 2302</b>	<b>Subgroup : None</b>	<b>(4,418,526.36)</b>	<b>(4,127,982.26)</b>	<b>(3,500,000.00)</b>	<b>(2,473,900.30)</b>	<b>(2,800,000.00)</b>
<b>Fund : [2303]</b>	<b>ROAD IMPACT FEES - NORTH BEAUFORT</b>					
2303-30-0001-000-00000-47010	MISCELLANEOUS REVENUES	(107,338.75)	(205.75)	0.00	0.00	0.00
2303-30-0001-000-00000-47940	ROAD IMPACT FEES	(429,687.63)	(869,524.83)	(300,000.00)	(336,365.32)	(240,000.00)
<b>Subtotal Fund : 2303</b>	<b>Subgroup : None</b>	<b>(537,026.38)</b>	<b>(869,730.58)</b>	<b>(300,000.00)</b>	<b>(336,365.32)</b>	<b>(240,000.00)</b>
<b>Fund : [2311]</b>	<b>WASTE MGMT RECYCLING SUBSIDY</b>					
2311-30-0001-000-00000-47020	RECYCLING EDUCATION GR - WM	(12,000.00)	(12,000.00)	0.00	(12,000.00)	0.00
<b>Subtotal Fund : 2311</b>	<b>Subgroup : None</b>	<b>(12,000.00)</b>	<b>(12,000.00)</b>	<b>0.00</b>	<b>(12,000.00)</b>	<b>0.00</b>
<b>Fund : [2342]</b>	<b>COUNTYWIDE MOTOR VEHICLE FEES</b>					
2342-30-0001-000-00000-47010	MISCELLANEOUS REVENUES	(25,000.00)	(90,314.55)	(75,000.00)	(25,000.00)	0.00
<b>Subtotal Fund : 2342</b>	<b>Subgroup : None</b>	<b>(25,000.00)</b>	<b>(90,314.55)</b>	<b>(75,000.00)</b>	<b>(25,000.00)</b>	<b>0.00</b>
<b>Fund : [2349]</b>	<b>DHEC SOLID WASTE GRANT</b>					
2349-30-0001-000-00000-47420	SALE OF COMPOST BINS	0.00	(950.00)	0.00	(600.00)	0.00
<b>Subtotal Fund : 2349</b>	<b>Subgroup : None</b>	<b>0.00</b>	<b>(950.00)</b>	<b>0.00</b>	<b>(600.00)</b>	<b>0.00</b>
<b>Fund : [2405]</b>	<b>ALCOHOL &amp; DRUG ABUSE - PREVENTIVE EDUCATION</b>					
2405-40-0001-000-00000-47010	MISCELLANEOUS REVENUES	(1,250.00)	(550.00)	(4,000.00)	(675.00)	(1,950.00)
<b>Subtotal Fund : 2405</b>	<b>Subgroup : None</b>	<b>(1,250.00)</b>	<b>(550.00)</b>	<b>(4,000.00)</b>	<b>(675.00)</b>	<b>(1,950.00)</b>

**Revenues (detail) subtotaled by category**

Account	Description	3rd PP-ACTUAL 6/30/2018	2nd PP-ACTUAL 6/30/2019	1st PP-FBUDGET 6/30/2020	1st PP-YTD ACTUAL 6/30/2020	REQUESTED BUDGET 6/30/2021
<b>Fund : [2441]</b>	<b>DSN - ADMIN</b>					
2441-40-0001-000-00000-47010	MISCELLANEOUS REVENUES	(2,480.00)	(3,570.00)	(3,000.00)	(1,835.00)	(3,000.00)
<b>Subtotal Fund : 2441</b>	<b>Subgroup : None</b>	<b>(2,480.00)</b>	<b>(3,570.00)</b>	<b>(3,000.00)</b>	<b>(1,835.00)</b>	<b>(3,000.00)</b>
<b>Fund : [2442]</b>	<b>DSN - ADULT EMPLOYMENT SVCS</b>					
2442-40-0001-000-00000-47620	CLIENT CONTRACT REVENUE	(202,820.20)	(223,687.71)	(190,000.00)	(106,134.19)	(165,500.00)
<b>Subtotal Fund : 2442</b>	<b>Subgroup : None</b>	<b>(202,820.20)</b>	<b>(223,687.71)</b>	<b>(190,000.00)</b>	<b>(106,134.19)</b>	<b>(165,500.00)</b>
<b>Fund : [2446]</b>	<b>DSN - OLD SHELL PLANTS</b>					
2446-40-0001-000-00000-47020	SALES AT GIFT SHOP	(77.00)	0.00	0.00	0.00	0.00
<b>Subtotal Fund : 2446</b>	<b>Subgroup : None</b>	<b>(77.00)</b>	<b>0.00</b>	<b>0.00</b>	<b>0.00</b>	<b>0.00</b>
<b>Fund : [2449]</b>	<b>DSN - SUMMER SERVICES</b>					
2449-40-0001-000-00000-47010	MISCELLANEOUS REVENUES	(14,001.11)	(20,974.86)	0.00	0.00	0.00
2449-40-0001-000-00000-47620	DSN DESIGNATED MISC REVS	0.00	0.00	(18,609.00)	(27,760.17)	(22,409.00)
<b>Subtotal Fund : 2449</b>	<b>Subgroup : None</b>	<b>(14,001.11)</b>	<b>(20,974.86)</b>	<b>(18,609.00)</b>	<b>(27,760.17)</b>	<b>(22,409.00)</b>
<b>Fund : [2503]</b>	<b>COSY</b>					
2503-50-0001-000-00000-47010	MISCELLANEOUS REVENUES	0.00	(805.50)	0.00	0.00	0.00
2503-50-0001-000-00000-47100	UNITED WAY CONTRIBUTION	0.00	0.00	(5,000.00)	0.00	0.00
2503-50-0001-000-00000-47120	COASTAL COMMUNITY FOUNDATION	(15,000.00)	(15,001.43)	(20,000.00)	(14,000.00)	(20,000.00)
<b>Subtotal Fund : 2503</b>	<b>Subgroup : None</b>	<b>(15,000.00)</b>	<b>(15,806.93)</b>	<b>(25,000.00)</b>	<b>(14,000.00)</b>	<b>(20,000.00)</b>
<b>Fund : [2546]</b>	<b>DAUFUSKIE FERRY</b>					
2546-50-0001-000-00000-47210	RENTAL CO PROPERTY	0.00	(110,000.00)	(110,000.00)	(90,000.00)	(110,000.00)
2546-50-0001-000-00000-47280	RENTAL INCOME - UTILITIES	0.00	(778.48)	(800.00)	(1,228.64)	(800.00)
<b>Subtotal Fund : 2546</b>	<b>Subgroup : None</b>	<b>0.00</b>	<b>(110,778.48)</b>	<b>(110,800.00)</b>	<b>(91,228.64)</b>	<b>(110,800.00)</b>
<b>Fund : [2600]</b>	<b>LIBRARY IMPACT FEES - HHI/DAUFUSKIE</b>					
2600-60-0001-000-00000-47950	LIBRARY IMPACT FEES	(109,791.92)	(88,601.14)	(80,000.00)	(59,200.36)	(72,000.00)
<b>Subtotal Fund : 2600</b>	<b>Subgroup : None</b>	<b>(109,791.92)</b>	<b>(88,601.14)</b>	<b>(80,000.00)</b>	<b>(59,200.36)</b>	<b>(72,000.00)</b>
<b>Fund : [2602]</b>	<b>LIBRARY IMPACT FEES - BLUFFTON</b>					
2602-60-0001-000-00000-47950	LIBRARY IMPACT FEES	(627,760.07)	(612,773.77)	(500,000.00)	(292,858.77)	(445,000.00)
<b>Subtotal Fund : 2602</b>	<b>Subgroup : None</b>	<b>(627,760.07)</b>	<b>(612,773.77)</b>	<b>(500,000.00)</b>	<b>(292,858.77)</b>	<b>(445,000.00)</b>
<b>Fund : [2603]</b>	<b>LIBRARY IMPACT FEES - BURTON</b>					
2603-60-0001-000-00000-47950	LIBRARY IMPACT FEES	(18,802.00)	(30,415.00)	(50,000.00)	(54,194.00)	(45,000.00)
<b>Subtotal Fund : 2603</b>	<b>Subgroup : None</b>	<b>(18,802.00)</b>	<b>(30,415.00)</b>	<b>(50,000.00)</b>	<b>(54,194.00)</b>	<b>(45,000.00)</b>
<b>Fund : [2604]</b>	<b>LIBRARY IMPACT FEES - LISH</b>					
2604-60-0001-000-00000-47950	LIBRARY IMPACT FEES	(83,379.00)	(69,899.20)	(50,000.00)	(52,756.20)	(40,000.00)
<b>Subtotal Fund : 2604</b>	<b>Subgroup : None</b>	<b>(83,379.00)</b>	<b>(69,899.20)</b>	<b>(50,000.00)</b>	<b>(52,756.20)</b>	<b>(40,000.00)</b>
<b>Fund : [2606]</b>	<b>LIBRARY IMPACT FEES - SHELDON</b>					
2606-60-0001-000-00000-47950	LIBRARY IMPACT FEES	(8,848.00)	(8,848.00)	(5,000.00)	(4,977.00)	(3,500.00)
<b>Subtotal Fund : 2606</b>	<b>Subgroup : None</b>	<b>(8,848.00)</b>	<b>(8,848.00)</b>	<b>(5,000.00)</b>	<b>(4,977.00)</b>	<b>(3,500.00)</b>
<b>Fund : [2612]</b>	<b>LIBRARY TRUST</b>					
2612-60-0001-000-00000-47500	TRUST FUNDS RECEIVED	(1,000.00)	(1,500.00)	0.00	0.00	0.00
<b>Subtotal Fund : 2612</b>	<b>Subgroup : None</b>	<b>(1,000.00)</b>	<b>(1,500.00)</b>	<b>0.00</b>	<b>0.00</b>	<b>0.00</b>

**Revenues (detail) subtotaled by category**

Account	Description	3rd PP-ACTUAL 6/30/2018	2nd PP-ACTUAL 6/30/2019	1st PP-FBUDGET 6/30/2020	1st PP-YTD ACTUAL 6/30/2020	REQUESTED BUDGET 6/30/2021
<b>Fund : [2614]</b>	<b>HHI FRIENDS OF THE LIBRARY</b>					
2614-60-0001-000-00000-47500	TRUST FUNDS RECEIVED	0.00	(10,089.39)	0.00	0.00	0.00
<b>Subtotal Fund : 2614</b>	<b>Subgroup : None</b>	<b>0.00</b>	<b>(10,089.39)</b>	<b>0.00</b>	<b>0.00</b>	<b>0.00</b>
<b>Fund : [2616]</b>	<b>DEL WEBB LIBRARY FEES</b>					
2616-60-0001-000-00000-47630	DEL WEBB LIBRARY FEES	(1,012.50)	(135.00)	(135.00)	(202.50)	0.00
<b>Subtotal Fund : 2616</b>	<b>Subgroup : None</b>	<b>(1,012.50)</b>	<b>(135.00)</b>	<b>(135.00)</b>	<b>(202.50)</b>	<b>0.00</b>
<b>Fund : [2652]</b>	<b>PARKS IMPACT FEES - BLUFFTON</b>					
2652-60-0001-000-00000-47930	PALS IMPACT FEES	(1,581,550.08)	(1,536,561.65)	(1,200,000.00)	(730,712.15)	(960,000.00)
<b>Subtotal Fund : 2652</b>	<b>Subgroup : None</b>	<b>(1,581,550.08)</b>	<b>(1,536,561.65)</b>	<b>(1,200,000.00)</b>	<b>(730,712.15)</b>	<b>(960,000.00)</b>
<b>Fund : [2653]</b>	<b>PARKS IMPACT FEES - BURTON</b>					
2653-60-0001-000-00000-47930	PALS IMPACT FEES	(4,919.13)	(9,665.73)	(9,000.00)	(9,621.99)	(7,200.00)
<b>Subtotal Fund : 2653</b>	<b>Subgroup : None</b>	<b>(4,919.13)</b>	<b>(9,665.73)</b>	<b>(9,000.00)</b>	<b>(9,621.99)</b>	<b>(7,200.00)</b>
<b>Fund : [2654]</b>	<b>PARKS IMPACT FEES - LADY'S ISLAND</b>					
2654-60-0001-000-00000-47930	PALS IMPACT FEES	(45,474.00)	(35,095.00)	(20,000.00)	(26,086.00)	(16,000.00)
<b>Subtotal Fund : 2654</b>	<b>Subgroup : None</b>	<b>(45,474.00)</b>	<b>(35,095.00)</b>	<b>(20,000.00)</b>	<b>(26,086.00)</b>	<b>(16,000.00)</b>
<b>Fund : [2655]</b>	<b>PARKS IMPACT FEES - ST. HELENA</b>					
2655-60-0001-000-00000-47930	PALS IMPACT FEES	(32,633.00)	(36,735.00)	(20,000.00)	(28,985.00)	(16,000.00)
<b>Subtotal Fund : 2655</b>	<b>Subgroup : None</b>	<b>(32,633.00)</b>	<b>(36,735.00)</b>	<b>(20,000.00)</b>	<b>(28,985.00)</b>	<b>(16,000.00)</b>
<b>Fund : [2662]</b>	<b>PARKS SPECIAL CAPITAL PROGRAM</b>					
2662-60-0001-000-00000-47650	DONATIONS	0.00	(3,281.39)	0.00	0.00	0.00
<b>Subtotal Fund : 2662</b>	<b>Subgroup : None</b>	<b>0.00</b>	<b>(3,281.39)</b>	<b>0.00</b>	<b>0.00</b>	<b>0.00</b>
<b>Fund : [2663]</b>	<b>DEL WEBB BOAT RAMP REPAIR FEES</b>					
2663-60-0001-000-00000-47640	DEL WEBB BOAT RAMP REPAIR FEES	(300.00)	(40.00)	(40.00)	(60.00)	0.00
<b>Subtotal Fund : 2663</b>	<b>Subgroup : None</b>	<b>(300.00)</b>	<b>(40.00)</b>	<b>(40.00)</b>	<b>(60.00)</b>	<b>0.00</b>
<b>Fund : [4010]</b>	<b>2017 GO BOND PROJECTS</b>					
4010-80-0001-000-00000-47030	CONTRIBUTION - HH HUMANE ASSOC	0.00	(2,000,000.00)	0.00	0.00	0.00
4010-80-0001-000-00000-47040	CONTRIBUTION - BLUFFTON FD	0.00	0.00	0.00	(101,277.00)	0.00
<b>Subtotal Fund : 4010</b>	<b>Subgroup : None</b>	<b>0.00</b>	<b>(2,000,000.00)</b>	<b>0.00</b>	<b>(101,277.00)</b>	<b>0.00</b>
<b>Fund : [4501]</b>	<b>RURAL &amp; CRITICAL LANDS - DONATIONS</b>					
4501-80-0001-000-00000-47650	DONATIONS	0.00	(21,500.00)	0.00	0.00	0.00
<b>Subtotal Fund : 4501</b>	<b>Subgroup : None</b>	<b>0.00</b>	<b>(21,500.00)</b>	<b>0.00</b>	<b>0.00</b>	<b>0.00</b>
<b>Fund : [4502]</b>	<b>RURAL &amp; CRITICAL LANDS - PASSIVE PARKS</b>					
4502-80-0001-000-00000-47210	RENTAL CO PROPERTY- R&C	0.00	(20,800.00)	(20,000.00)	(16,252.00)	0.00
4502-80-0001-000-00000-47215	RENTAL CO PROPERTY- EVENTS	0.00	(100.00)	0.00	0.00	0.00
4502-80-0001-000-00000-47650	DONATIONS	0.00	0.00	0.00	(100,000.00)	0.00
<b>Subtotal Fund : 4502</b>	<b>Subgroup : None</b>	<b>0.00</b>	<b>(20,900.00)</b>	<b>(20,000.00)</b>	<b>(116,252.00)</b>	<b>0.00</b>
<b>Fund : [4703]</b>	<b>BOUNDARY STREET PROJECT</b>					
4703-80-0001-000-00000-47010	MISCELLANEOUS REVENUES	(250,800.00)	0.00	0.00	0.00	0.00
<b>Subtotal Fund : 4703</b>	<b>Subgroup : None</b>	<b>(250,800.00)</b>	<b>0.00</b>	<b>0.00</b>	<b>0.00</b>	<b>0.00</b>

**Revenues (detail) subtotaled by category**

Account	Description	3rd PP-ACTUAL 6/30/2018	2nd PP-ACTUAL 6/30/2019	1st PP-FBUDGET 6/30/2020	1st PP-YTD ACTUAL 6/30/2020	REQUESTED BUDGET 6/30/2021
<b>Fund : [4705]</b>	<b>2018 SALES TAX PROJECTS</b>					
4705-80-0001-000-00000-47030	CONTRIBUTION - SSOLAR DEV AGRM	0.00	0.00	(250,000.00)	(250,000.00)	0.00
<b>Subtotal Fund : 4705</b>	<b>Subgroup : None</b>	<b>0.00</b>	<b>0.00</b>	<b>(250,000.00)</b>	<b>(250,000.00)</b>	<b>0.00</b>
<b>Fund : [5025]</b>	<b>STORMWATER UTILITY</b>					
5025-90-0001-000-00000-47010	MISCELLANEOUS REVENUES	(12,490.00)	(13,496.00)	0.00	(7,500.00)	(11,175.00)
5025-90-0001-000-00000-47400	SALE OF COUNTY PROPERTY	10,835.83	(75,934.50)	0.00	(2,325.00)	0.00
<b>Subtotal Fund : 5025</b>	<b>Subgroup : None</b>	<b>(1,654.17)</b>	<b>(89,430.50)</b>	<b>0.00</b>	<b>(9,825.00)</b>	<b>(11,175.00)</b>
<b>Fund : [5100]</b>	<b>LADY'S ISLAND AIRPORT</b>					
5100-90-0001-000-00000-47010	MISCELLANEOUS REVENUES	(549.44)	16.15	0.00	0.00	0.00
5100-90-0001-000-00000-47012	MISC REVENUE - NONTAXABLE	0.00	(50.00)	0.00	0.00	0.00
5100-90-0001-000-00000-47100	FLIGHT TRAINING COMMISSIONS	(1,940.47)	(2,187.18)	(3,000.00)	(1,709.36)	(3,000.00)
5100-90-0001-000-00000-47132	RENTAL CARS - COMMISSION	(950.96)	(849.24)	(800.00)	(93.78)	(800.00)
5100-90-0001-000-00000-47200	RENTAL COUNTY PROP - LIAP	(28,000.00)	(35,000.00)	(28,000.00)	(21,210.00)	(28,840.00)
5100-90-0001-000-00000-47210	HANGAR RENTALS	(124,711.00)	(131,864.00)	(131,000.00)	(83,830.05)	(131,000.00)
5100-90-0001-000-00000-47220	RENTAL OFFICE	(3,813.85)	(12,489.82)	(2,000.00)	(11,918.85)	0.00
<b>Subtotal Fund : 5100</b>	<b>Subgroup : None</b>	<b>(159,965.72)</b>	<b>(182,424.09)</b>	<b>(164,800.00)</b>	<b>(118,762.04)</b>	<b>(163,640.00)</b>
<b>Fund : [5400]</b>	<b>HILTON HEAD ISLAND AIRPORT</b>					
5400-90-0001-000-00000-47010	MISCELLANEOUS REVENUES	(44,810.43)	(74,155.30)	(45,000.00)	(90,762.15)	(45,000.00)
5400-90-0001-000-00000-47100	FBO - GROUND LEASE	(63,176.36)	(65,247.72)	(68,000.00)	(49,479.53)	(71,400.00)
5400-90-0001-000-00000-47105	FBO - CONCESSIONS	(2,522.99)	(4,708.81)	(5,000.00)	(4,218.82)	(5,000.00)
5400-90-0001-000-00000-47110	FBO - FUEL FLOW	(283,690.16)	(365,610.81)	(300,000.00)	(237,414.84)	(300,000.00)
5400-90-0001-000-00000-47120	RENT -AIRLINE /COMMON	(56,910.00)	(77,397.60)	(400,000.00)	(330,947.63)	(775,000.00)
5400-90-0001-000-00000-47121	RENT -AIRLINE / ASSIGNED SPACE	(33,397.32)	(45,420.36)	(175,000.00)	(140,879.99)	(185,000.00)
5400-90-0001-000-00000-47130	RENTAL CARS - COUNTER	(22,716.72)	(18,751.40)	(22,000.00)	(14,069.70)	(22,000.00)
5400-90-0001-000-00000-47131	RENTAL CARS -READY SPACES	(28,844.88)	(26,981.38)	(32,000.00)	(19,440.00)	(32,000.00)
5400-90-0001-000-00000-47132	RENTAL CARS - COMMISSION	(392,364.70)	(519,265.07)	(800,000.00)	(462,658.59)	(800,000.00)
5400-90-0001-000-00000-47140	RENT -SNACK BAR/GIFT SHOP	(3,782.52)	(4,754.61)	(12,000.00)	(8,491.35)	(12,000.00)
5400-90-0001-000-00000-47150	RENT -ADVERTISING SPACE	(3,744.84)	(9,845.82)	(50,000.00)	(20,876.77)	(50,000.00)
5400-90-0001-000-00000-47190	OPERATING AGREEMENTS (3%)	(4,985.14)	(11,874.82)	(30,000.00)	(11,054.21)	(30,000.00)
5400-90-0001-000-00000-47210	RENTAL TSA	(18,320.04)	(18,320.04)	(18,000.00)	(13,740.03)	(18,000.00)
5400-90-0001-000-00000-47220	HANGAR RENTAL	(105,550.20)	(104,293.65)	(116,000.00)	(91,918.07)	(116,000.00)
5400-90-0001-000-00000-47225	RENTAL CO PROPERTY - AIRPORT	(2,450.00)	350.00	0.00	0.00	0.00
5400-90-0001-000-00000-47230	HANGAR RENTAL - 60 X 52	(44,822.88)	(44,822.88)	(50,000.00)	(39,033.69)	(50,000.00)
5400-90-0001-000-00000-47240	HANGAR RENTAL - 80 X 80	(31,530.72)	(31,530.72)	(34,000.00)	(21,940.14)	(34,000.00)
5400-90-0001-000-00000-47250	RENTAL - HANGAR TAXES	0.00	6,054.05	0.00	(0.25)	0.00
5400-90-0001-000-00000-47400	SALE OF COUNTY PROPERTY	0.00	(1,023.00)	0.00	0.00	0.00
<b>Subtotal Fund : 5400</b>	<b>Subgroup : None</b>	<b>(1,143,619.90)</b>	<b>(1,417,599.94)</b>	<b>(2,157,000.00)</b>	<b>(1,556,925.76)</b>	<b>(2,545,400.00)</b>
<b>Subtotal All Funds Presented</b>	<b>Subgroup : None</b>	<b>(11,122,981.97)</b>	<b>(12,983,642.35)</b>	<b>(9,795,549.00)</b>	<b>(8,078,744.38)</b>	<b>(8,580,074.00)</b>
<b>All Funds Presented</b>	<b>Group Total [47] MISCELLANEOUS</b>	<b>(11,122,981.97)</b>	<b>(12,983,642.35)</b>	<b>(9,795,549.00)</b>	<b>(8,078,744.38)</b>	<b>(8,580,074.00)</b>
<b>Group : [49]</b>	<b>TRANSFERS IN</b>					
<b>Subgroup : None</b>						
<b>Fund : [1000]</b>	<b>GEN FUND</b>					
1000-10-0001-000-00000-49201	XFER FM ACCOMODATIONS TAX FUND	(61,545.15)	(64,998.40)	(68,750.00)	(42,541.62)	(45,000.00)
1000-10-0001-000-00000-49217	XFER FM HOSPITALITY TAX FUND	(1,500,000.00)	(1,500,000.00)	(1,500,000.00)	(1,500,000.00)	(1,500,000.00)

**Revenues (detail) subtotaled by category**

Account	Description	3rd PP-ACTUAL 6/30/2018	2nd PP-ACTUAL 6/30/2019	1st PP-FBUDGET 6/30/2020	1st PP-YTD ACTUAL 6/30/2020	REQUESTED BUDGET 6/30/2021
<b>Subtotal Fund : 1000</b>	<b>Subgroup : None</b>	<b>(1,561,545.15)</b>	<b>(1,564,998.40)</b>	<b>(1,568,750.00)</b>	<b>(1,542,541.62)</b>	<b>(1,545,000.00)</b>
<b>Fund : [2002]</b>	<b>LOCAL HTAX</b>					
2002-10-0001-000-00000-492000	XFER FM STATE ACCOMMODATIONS T	(50,000.00)	0.00	0.00	0.00	0.00
<b>Subtotal Fund : 2002</b>	<b>Subgroup : None</b>	<b>(50,000.00)</b>	<b>0.00</b>	<b>0.00</b>	<b>0.00</b>	<b>0.00</b>
<b>Fund : [2110]</b>	<b>14TH CIRCUIT PUBLIC DEFENDER</b>					
2110-10-0001-000-00000-49100	XFER FM GENERAL FUND	(849,809.00)	(849,809.00)	(899,809.00)	(899,809.00)	(899,809.00)
<b>Subtotal Fund : 2110</b>	<b>Subgroup : None</b>	<b>(849,809.00)</b>	<b>(849,809.00)</b>	<b>(899,809.00)</b>	<b>(899,809.00)</b>	<b>(899,809.00)</b>
<b>Fund : [2251]</b>	<b>VICTIMS ASSISTANCE PROGRAM</b>					
2251-20-0001-000-00000-49100	XFER FM GENERAL FUND	(28,128.00)	(32,777.00)	(31,573.00)	(31,573.00)	(31,573.00)
<b>Subtotal Fund : 2251</b>	<b>Subgroup : None</b>	<b>(28,128.00)</b>	<b>(32,777.00)</b>	<b>(31,573.00)</b>	<b>(31,573.00)</b>	<b>(31,573.00)</b>
<b>Fund : [2253]</b>	<b>BCSO SCHOOL RESOURCE</b>					
2253-20-0001-000-00000-49100	XFER FM GENERAL FUND	(153,228.00)	(161,631.00)	(155,691.00)	(155,691.00)	(155,691.00)
<b>Subtotal Fund : 2253</b>	<b>Subgroup : None</b>	<b>(153,228.00)</b>	<b>(161,631.00)</b>	<b>(155,691.00)</b>	<b>(155,691.00)</b>	<b>(155,691.00)</b>
<b>Fund : [2262]</b>	<b>BCSO BODY CAMERAS</b>					
2262-20-0001-000-00000-49100	XFER FM GENERAL FUND	(265,000.00)	0.00	0.00	0.00	0.00
<b>Subtotal Fund : 2262</b>	<b>Subgroup : None</b>	<b>(265,000.00)</b>	<b>0.00</b>	<b>0.00</b>	<b>0.00</b>	<b>0.00</b>
<b>Fund : [2343]</b>	<b>CTC - STATE GAS TAX FUNDS</b>					
2343-30-0001-00C-00000-49221	XFER FM TAG FUND	0.00	(6,525,302.00)	0.00	0.00	0.00
<b>Subtotal Fund : 2343</b>	<b>Subgroup : None</b>	<b>0.00</b>	<b>(6,525,302.00)</b>	<b>0.00</b>	<b>0.00</b>	<b>0.00</b>
<b>Fund : [2401]</b>	<b>ALCOHOL &amp; DRUG ABUSE - ADMIN</b>					
2401-40-0001-000-00000-49100	XFER FM GENERAL FUND	(587,503.00)	(596,533.00)	(425,620.00)	(425,620.00)	0.00
<b>Subtotal Fund : 2401</b>	<b>Subgroup : None</b>	<b>(587,503.00)</b>	<b>(596,533.00)</b>	<b>(425,620.00)</b>	<b>(425,620.00)</b>	<b>0.00</b>
<b>Fund : [2403]</b>	<b>ALCOHOL &amp; DRUG ABUSE - SCHOOL INTERVENTION</b>					
2403-40-0001-000-00000-49100	XFER FM GENERAL FUND	0.00	0.00	(7,981.00)	(7,981.00)	0.00
<b>Subtotal Fund : 2403</b>	<b>Subgroup : None</b>	<b>0.00</b>	<b>0.00</b>	<b>(7,981.00)</b>	<b>(7,981.00)</b>	<b>0.00</b>
<b>Fund : [2404]</b>	<b>ALCOHOL &amp; DRUG ABUSE - COMMUNITY BASED TREATMENT</b>					
2404-40-0001-000-00000-49100	XFER FM GENERAL FUND	0.00	0.00	(44,677.00)	(44,677.00)	0.00
<b>Subtotal Fund : 2404</b>	<b>Subgroup : None</b>	<b>0.00</b>	<b>0.00</b>	<b>(44,677.00)</b>	<b>(44,677.00)</b>	<b>0.00</b>
<b>Fund : [2405]</b>	<b>ALCOHOL &amp; DRUG ABUSE - PREVENTIVE EDUCATION</b>					
2405-40-0001-000-00000-49100	XFER FM GENERAL FUND	0.00	0.00	(98,885.00)	(98,885.00)	0.00
<b>Subtotal Fund : 2405</b>	<b>Subgroup : None</b>	<b>0.00</b>	<b>0.00</b>	<b>(98,885.00)</b>	<b>(98,885.00)</b>	<b>0.00</b>
<b>Fund : [2407]</b>	<b>ALCOHOL &amp; DRUG ABUSE - INTENSIVE OUTPATIENT</b>					
2407-40-0001-000-00000-49100	XFER FM GENERAL FUND	0.00	0.00	(49,442.00)	(49,442.00)	0.00
<b>Subtotal Fund : 2407</b>	<b>Subgroup : None</b>	<b>0.00</b>	<b>0.00</b>	<b>(49,442.00)</b>	<b>(49,442.00)</b>	<b>0.00</b>
<b>Fund : [2441]</b>	<b>DSN - ADMIN</b>					
2441-40-0001-000-00000-49100	XFER FM GENERAL FUND	(918,028.00)	(3,036,453.00)	(811,625.00)	(811,625.00)	0.00
<b>Subtotal Fund : 2441</b>	<b>Subgroup : None</b>	<b>(918,028.00)</b>	<b>(3,036,453.00)</b>	<b>(811,625.00)</b>	<b>(811,625.00)</b>	<b>0.00</b>
<b>Fund : [2442]</b>	<b>DSN - ADULT EMPLOYMENT SVCS</b>					



**Revenues (detail) subtotaled by category**

Account	Description	3rd PP-ACTUAL 6/30/2018	2nd PP-ACTUAL 6/30/2019	1st PP-FBUDGET 6/30/2020	1st PP-YTD ACTUAL 6/30/2020	REQUESTED BUDGET 6/30/2021
2442-40-0001-000-00000-49100	XFER FM GENERAL FUND	(101,993.00)	0.00	(309,495.00)	(309,495.00)	0.00
2442-40-0001-000-00000-49241	XFER FM BCDSN ADMIN FUND	0.00	(544,957.17)	0.00	0.00	0.00
<b>Subtotal Fund : 2442</b>	<b>Subgroup : None</b>	<b>(101,993.00)</b>	<b>(544,957.17)</b>	<b>(309,495.00)</b>	<b>(309,495.00)</b>	<b>0.00</b>
<b>Fund : [2444]</b>	<b>DSN - CASE MANAGEMENT</b>					
2444-40-0001-000-00000-49100	XFER FM GENERAL FUND	(194,390.00)	0.00	(287,740.00)	(287,740.00)	0.00
2444-40-0001-000-00000-49241	XFER FM BCDSN ADMIN FUND	0.00	(280,832.73)	0.00	0.00	0.00
<b>Subtotal Fund : 2444</b>	<b>Subgroup : None</b>	<b>(194,390.00)</b>	<b>(280,832.73)</b>	<b>(287,740.00)</b>	<b>(287,740.00)</b>	<b>0.00</b>
<b>Fund : [2445]</b>	<b>DSN - FAMILY SUPPORT PROJECT</b>					
2445-40-0001-000-00000-49241	XFER FM BCDSN ADMIN FUND	0.00	(783.01)	0.00	0.00	0.00
<b>Subtotal Fund : 2445</b>	<b>Subgroup : None</b>	<b>0.00</b>	<b>(783.01)</b>	<b>0.00</b>	<b>0.00</b>	<b>0.00</b>
<b>Fund : [2447]</b>	<b>DSN - PORT ROYAL RESIDENCE</b>					
2447-40-0001-000-00000-49100	XFER FM GENERAL FUND	(743,011.00)	0.00	0.00	0.00	0.00
2447-40-0001-000-00000-49241	XFER FM BCDSN ADMIN FUND	0.00	(16,216.63)	0.00	0.00	0.00
<b>Subtotal Fund : 2447</b>	<b>Subgroup : None</b>	<b>(743,011.00)</b>	<b>(16,216.63)</b>	<b>0.00</b>	<b>0.00</b>	<b>0.00</b>
<b>Fund : [2448]</b>	<b>DSN - EARLY INTERVENTION</b>					
2448-40-0001-000-00000-49100	XFER FM GENERAL FUND	(135,811.00)	0.00	(295,243.00)	(295,243.00)	0.00
2448-40-0001-000-00000-49241	XFER FM BCDSN ADMIN FUND	0.00	(143,864.69)	0.00	0.00	0.00
<b>Subtotal Fund : 2448</b>	<b>Subgroup : None</b>	<b>(135,811.00)</b>	<b>(143,864.69)</b>	<b>(295,243.00)</b>	<b>(295,243.00)</b>	<b>0.00</b>
<b>Fund : [2450]</b>	<b>DSN - COMMUNITY TRAINING</b>					
2450-40-0001-000-00000-49100	XFER FM GENERAL FUND	(723,867.00)	0.00	(1,450,069.00)	(1,450,069.00)	0.00
2450-40-0001-000-00000-49241	XFER FM BCDSN ADMIN FUND	0.00	(1,727,232.98)	0.00	0.00	0.00
<b>Subtotal Fund : 2450</b>	<b>Subgroup : None</b>	<b>(723,867.00)</b>	<b>(1,727,232.98)</b>	<b>(1,450,069.00)</b>	<b>(1,450,069.00)</b>	<b>0.00</b>
<b>Fund : [2451]</b>	<b>DSN - ENHANCED SERVICES</b>					
2451-40-0001-000-00000-49241	XFER FM BCDSN ADMIN FUND	0.00	(116,642.66)	0.00	0.00	0.00
<b>Subtotal Fund : 2451</b>	<b>Subgroup : None</b>	<b>0.00</b>	<b>(116,642.66)</b>	<b>0.00</b>	<b>0.00</b>	<b>0.00</b>
<b>Fund : [2455]</b>	<b>DSN - CTH I</b>					
2455-40-0001-000-00000-49100	XFER FM GENERAL FUND	0.00	0.00	(6,428.00)	(6,428.00)	0.00
<b>Subtotal Fund : 2455</b>	<b>Subgroup : None</b>	<b>0.00</b>	<b>0.00</b>	<b>(6,428.00)</b>	<b>(6,428.00)</b>	<b>0.00</b>
<b>Fund : [2457]</b>	<b>DSN - BREAKERS</b>					
2457-40-0001-000-00000-49100	XFER FM GENERAL FUND	(24,538.00)	0.00	0.00	0.00	0.00
2457-40-0001-000-00000-49241	XFER FM BCDSN ADMIN FUND	0.00	(60,478.83)	0.00	0.00	0.00
<b>Subtotal Fund : 2457</b>	<b>Subgroup : None</b>	<b>(24,538.00)</b>	<b>(60,478.83)</b>	<b>0.00</b>	<b>0.00</b>	<b>0.00</b>
<b>Fund : [2458]</b>	<b>DSN - WAIVER RESPITE</b>					
2458-40-0001-000-00000-49100	XFER FM GENERAL FUND	(28,300.00)	0.00	0.00	0.00	0.00
<b>Subtotal Fund : 2458</b>	<b>Subgroup : None</b>	<b>(28,300.00)</b>	<b>0.00</b>	<b>0.00</b>	<b>0.00</b>	<b>0.00</b>
<b>Fund : [2503]</b>	<b>COSY</b>					
2503-50-0001-000-00000-49100	XFER FM GENERAL FUND	(168,316.00)	(181,976.00)	(186,003.00)	(186,003.00)	(186,003.00)
<b>Subtotal Fund : 2503</b>	<b>Subgroup : None</b>	<b>(168,316.00)</b>	<b>(181,976.00)</b>	<b>(186,003.00)</b>	<b>(186,003.00)</b>	<b>(186,003.00)</b>
<b>Fund : [2544]</b>	<b>CDBG/LCOG PROJECTS</b>					
2544-50-0001-000-00000-49100	XFER FM GENERAL FUND	0.00	(607,419.00)	0.00	0.00	0.00

**Revenues (detail) subtotaled by category**

Account	Description	3rd PP-ACTUAL 6/30/2018	2nd PP-ACTUAL 6/30/2019	1st PP-FBUDGET 6/30/2020	1st PP-YTD ACTUAL 6/30/2020	REQUESTED BUDGET 6/30/2021
2544-50-0001-000-00000-49CAP	XFER FM CAPITAL PROJECT FUNDS	0.00	(457,447.00)	0.00	0.00	0.00
<b>Subtotal Fund : 2544</b>	<b>Subgroup : None</b>	<b>0.00</b>	<b>(1,064,866.00)</b>	<b>0.00</b>	<b>0.00</b>	<b>0.00</b>
<b>Fund : [2546]</b>	<b>DAUFUSKIE FERRY</b>					
2546-50-0001-000-00000-49100	XFER FM GENERAL FUND	(305,240.89)	(262,075.00)	(180,000.00)	(180,000.00)	(180,000.00)
<b>Subtotal Fund : 2546</b>	<b>Subgroup : None</b>	<b>(305,240.89)</b>	<b>(262,075.00)</b>	<b>(180,000.00)</b>	<b>(180,000.00)</b>	<b>(180,000.00)</b>
<b>Fund : [2670]</b>	<b>PARKS PARD GRANT</b>					
2670-60-0001-000-00000-49CAP	XFER FM CAPITAL PROJECT FUNDS	0.00	(29,899.00)	0.00	0.00	0.00
<b>Subtotal Fund : 2670</b>	<b>Subgroup : None</b>	<b>0.00</b>	<b>(29,899.00)</b>	<b>0.00</b>	<b>0.00</b>	<b>0.00</b>
<b>Fund : [3100]</b>	<b>BLUFFTON PARKWAY DEBT SERVICE</b>					
3100-70-0001-000-00000-49218	XFER FM ADMISSIONS FEES FUND	(2,000,000.00)	(1,800,000.00)	(962,488.00)	(962,488.00)	(1,214,722.00)
3100-70-0001-000-00000-49913	XFER FM RD IMP FEES - BLF FUND	(1,006,294.00)	(1,133,980.00)	(2,076,852.00)	(2,076,852.00)	(1,917,983.00)
<b>Subtotal Fund : 3100</b>	<b>Subgroup : None</b>	<b>(3,006,294.00)</b>	<b>(2,933,980.00)</b>	<b>(3,039,340.00)</b>	<b>(3,039,340.00)</b>	<b>(3,132,705.00)</b>
<b>Fund : [4008]</b>	<b>2013 GO BOND PROJECTS</b>					
4008-80-0001-000-00000-49CAP	XFER FM CAPITAL PROJECT FUNDS	0.00	(138,796.24)	0.00	0.00	0.00
<b>Subtotal Fund : 4008</b>	<b>Subgroup : None</b>	<b>0.00</b>	<b>(138,796.24)</b>	<b>0.00</b>	<b>0.00</b>	<b>0.00</b>
<b>Fund : [4502]</b>	<b>RURAL &amp; CRITICAL LANDS - PASSIVE PARKS</b>					
4502-80-0001-000-00000-494500	XFER FROM R&C LANDS UNREST	0.00	(2,910,000.00)	0.00	0.00	0.00
<b>Subtotal Fund : 4502</b>	<b>Subgroup : None</b>	<b>0.00</b>	<b>(2,910,000.00)</b>	<b>0.00</b>	<b>0.00</b>	<b>0.00</b>
<b>Fund : [4701]</b>	<b>2006 SALES TAX PROJECTS</b>					
4701-80-0001-000-00000-49SRF	XFER FM SPEC REVENUE FUNDS	300,000.00	0.00	0.00	0.00	0.00
<b>Subtotal Fund : 4701</b>	<b>Subgroup : None</b>	<b>300,000.00</b>	<b>0.00</b>	<b>0.00</b>	<b>0.00</b>	<b>0.00</b>
<b>Fund : [4703]</b>	<b>BOUNDARY STREET PROJECT</b>					
4703-80-0001-000-00000-49410	XFER FM BTAG CAPITAL FUND	(2,446,810.19)	0.00	0.00	0.00	0.00
<b>Subtotal Fund : 4703</b>	<b>Subgroup : None</b>	<b>(2,446,810.19)</b>	<b>0.00</b>	<b>0.00</b>	<b>0.00</b>	<b>0.00</b>
<b>Fund : [5000]</b>	<b>ISF - GARAGE FUND</b>					
5000-10-0001-000-00000-49100	XFER FM GENERAL FUND	(667,501.61)	(588,087.82)	0.00	0.00	0.00
<b>Subtotal Fund : 5000</b>	<b>Subgroup : None</b>	<b>(667,501.61)</b>	<b>(588,087.82)</b>	<b>0.00</b>	<b>0.00</b>	<b>0.00</b>
<b>Fund : [5400]</b>	<b>HILTON HEAD ISLAND AIRPORT</b>					
5400-90-0001-000-00000-49CAP	XFER FM CAPITAL PROJECT FUNDS	0.00	(200,000.00)	0.00	0.00	0.00
<b>Subtotal Fund : 5400</b>	<b>Subgroup : None</b>	<b>0.00</b>	<b>(200,000.00)</b>	<b>0.00</b>	<b>0.00</b>	<b>0.00</b>
<b>Subtotal All Funds Presented</b>	<b>Subgroup : None</b>	<b>(12,659,313.84)</b>	<b>(23,968,192.16)</b>	<b>(9,848,371.00)</b>	<b>(9,822,162.62)</b>	<b>(6,130,781.00)</b>
<b>All Funds Presented</b>	<b>Group Total [49] TRANSFERS IN</b>	<b>(12,659,313.84)</b>	<b>(23,968,192.16)</b>	<b>(9,848,371.00)</b>	<b>(9,822,162.62)</b>	<b>(6,130,781.00)</b>
<b>Sum of Account Groups</b>		<b>(253,258,366.53)</b>	<b>(240,275,156.30)</b>	<b>(335,603,298.00)</b>	<b>(210,908,927.69)</b>	<b>(194,082,251.41)</b>



Contact: Leah McCarthy  
843-263-7001  
[leah.mccarthy@me.com](mailto:leah.mccarthy@me.com)



April 20, 2020

Beaufort County Council:

The *Hungry Heart Restaurant Worker Relief Fund* was started by *Downtown Catering Company* in Bluffton, SC immediately following the new rules governing restaurants and bars restriction of services in Beaufort County. The fund partnered with *Lowcountry Strong Foundation*, through *The Community Foundation of the Lowcountry*, as the governing 501-3c entity (IRS document attached).

The mission is two-fold: To provide up to 7-free meals at participating restaurants in Beaufort County to any restaurant/hospitality worker who has been laid off, or has reduced hours and pay, due to COVID-19. Also, to provide an additional revenue stream for the participating restaurants. For every meal they serve to the worker for free, the donated funds to *Lowcountry Strong Foundation* on behalf of *Hungry Heart*, get reimbursed to the restaurant at anywhere from \$8-12 per meal.

Since the beginning of this fund on March 23rd, we have raised \$101,000. The donated funds consist of private donations and a \$20,000 grant given by the Community Foundation of the Lowcountry's COVID-19 funds. Out of the private donations, a single donation of \$25,000 was pledged by the founders of the *Lowcountry Strong Foundation*.

We have about 250 workers participating weekly and 40 restaurants in Bluffton, Beaufort, and Hilton Head Island. We have spent about \$20,000 thus far in money back to these restaurants in exchange for them providing the worker the free meal. Some restaurants are donating their reimbursement back to the foundation. Some do not have that luxury at this time and these meals are part of the remaining lifeblood of their business.



Contact: Leah McCarthy  
843-263-7001  
[leah.mccarthy@me.com](mailto:leah.mccarthy@me.com)



Each week the workers have the option to pickup tickets, at any of our three ticket distribution locations in the county. They must provide a recent paycheck stub or proof of unemployment from a restaurant or hospitality company. They then redeem the tickets and the cash infusion into the restaurants begin.

We are requesting a \$20,000 emergency grant from Beaufort County Council in order to continue this program. Currently, with the balance of \$80,000 in our budget, and spending \$20,000 per week, this program can only last 4 more weeks.

We are receiving tremendous feedback from the workers at how much of a relief it is to have the opportunity to help the restaurants and themselves at this time.

Your grant will only serve the community workers a little over 1 week of free meals.

Your consideration is greatly appreciated and your approval of this grant is strongly needed.

If you have any questions, you may contact me at the provided information in this letter.

Sincerely,

Leah McCarthy

Owner Downtown Catering Company  
Founder Hungry Heart Restaurant Worker Relief Fund  
Beaufort County Resident 31 years

Internal Revenue Service

Department of the Treasury

MAY 6 2002

P. O. Box 2508  
Cincinnati, OH 45201

Date: May 1, 2002

Community Foundation of the Lowcountry, Inc.  
P.O. Box 23019  
Hilton Head, SC 29925-3019

**Person to Contact:**

Delores Gaskins 31-07428  
Customer Service Specialist

**Toll Free Telephone Number:**

8:00 a.m. to 6:30 p.m. EST  
877-829-5500

**Fax Number:**

513-263-3756

**Federal Identification Number:**

57-0756987

Dear Sir or Madam:

This letter is in response to your request for a copy of your organization's determination letter. This letter will take the place of the copy you requested.

Our records indicate that a determination letter issued in March 1984 granted your organization exemption from federal income tax under section 501(c)(3) of the Internal Revenue Code. That letter is still in effect.

Based on information subsequently submitted, we classified your organization as one that is not a private foundation within the meaning of section 509(a) of the Code because it is an organization described in sections 509(a)(1) and 170(b)(1)(A)(vi).


This classification was based on the assumption that your organization's operations would continue as stated in the application. If your organization's sources of support, or its character, method of operations, or purposes have changed, please let us know so we can consider the effect of the change on the exempt status and foundation status of your organization.

Your organization is required to file Form 990, Return of Organization Exempt from Income Tax, only if its gross receipts each year are normally more than \$25,000. If a return is required, it must be filed by the 15th day of the fifth month after the end of the organization's annual accounting period. The law imposes a penalty of \$20 a day, up to a maximum of \$10,000, when a return is filed late, unless there is reasonable cause for the delay.

All exempt organizations (unless specifically excluded) are liable for taxes under the Federal Insurance Contributions Act (social security taxes) on remuneration of \$100 or more paid to each employee during a calendar year. Your organization is not liable for the tax imposed under the Federal Unemployment Tax Act (FUTA).

Organizations that are not private foundations are not subject to the excise taxes under Chapter 42 of the Code. However, these organizations are not automatically exempt from other federal excise taxes.

Donors may deduct contributions to your organization as provided in section 170 of the Code. Bequests, legacies, devises, transfers, or gifts to your organization or for its use are deductible for federal estate and gift tax purposes if they meet the applicable provisions of sections 2055, 2106, and 2522 of the Code.



Community Foundation of the Lowcountry, Inc.  
57-0756987

Your organization is not required to file federal income tax returns unless it is subject to the tax on unrelated business income under section 511 of the Code. If your organization is subject to this tax, it must file an income tax return on the Form 990-T, Exempt Organization Business Income Tax Return. In this letter, we are not determining whether any of your organization's present or proposed activities are unrelated trade or business as defined in section 513 of the Code.

The law requires you to make your organization's annual return available for public inspection without charge for three years after the due date of the return. If your organization had a copy of its application for recognition of exemption on July 15, 1987, it is also required to make available for public inspection a copy of the exemption application, any supporting documents and the exemption letter to any individual who requests such documents in person or in writing. You can charge only a reasonable fee for reproduction and actual postage costs for the copied materials. The law does not require you to provide copies of public inspection documents that are widely available, such as by posting them on the Internet (World Wide Web). You may be liable for a penalty of \$20 a day for each day you do not make these documents available for public inspection (up to a maximum of \$10,000 in the case of an annual return).

Because this letter could help resolve any questions about your organization's exempt status and foundation status, you should keep it with the organization's permanent records.

If you have any questions, please call us at the telephone number shown in the heading of this letter.

This letter affirms your organization's exempt status.

Sincerely,

John E. Ricketts, Director, TE/GE  
Customer Account Services